

TM 11-5820-1046-20P

TECHNICAL MANUAL

UNIT MAINTENANCE

REPAIR PARTS AND SPECIAL TOOLS LIST

FOR

RADIO SET AN/PRC-104B (V)4

(NSN 5820-01-262-9550)

Distribution authorized to the Department of Defense and DOD contractors only for official use or for administration or operational purposes. This Determination was made on 1 July 1989. Other requests for this document will be referred to Commander, US Army Communications-Electronics Command and Fort Monmouth, ATTN: AMSEL-LC-ME-P, Fort Monmouth, NJ 07703-5000.

DESTRUCTION NOTICE- Destroy by any method that will prevent disclosure of contents or reconstruction of the document.

HEADQUARTERS, DEPARTMENT OF THE ARMY

1 FEBRUARY 1990

**UNIT MAINTENANCE
REPAIR PARTS AND SPECIAL TOOLS LIST
FOR
RADIO SET AN/PRC-104B(V)4
(NSN 5820-01-262-9550)**

Current as of 1 November 1989

REPORTING ERRORS AND RECOMMENDING IMPROVEMENTS

You can help improve this manual. If you find any mistakes or if you know of a way to improve the procedures, please let us know. Mail your letter, DA Form 2028 (Recommended Changes to Publications and Blank Forms), or DA Form 2028-2 located in back of this manual direct to: Commander, US Army Communications-Electronics Command and Fort Monmouth, ATTN: AMSEL-LC-ME-PS, Fort Monmouth, New Jersey 07703-5000. In either case, a reply will be furnished direct to you.

Table of Contents

		Page	Illus/ Figure
Section	I.	Introduction	1
	II.	Repair Parts List	1-1
Group	00	AN/PRC-104B(V)4 Radio Set	1-1 1
	01	Receiver Transmitter	2-1 2
	02	Amplifier Radio Frequency	3-1 3
	03	Transit Case (No parts authorized)	
	04	Antenna (No parts authorized)	
	05	Antenna Group (No parts authorized)	
	06	Storage Battery (No parts authorized)	
	07	Battery Case (No parts authorized)	
Section	III.	Special Tools List (Not applicable)	
	IV.	Cross-Reference Indexes	
		National Stock Number Index	I-1
		Part Number Index	I-2
		Figure and Item Number Index	I-3

SECTION 1

INTRODUCTION

1. Scope

This manual lists and authorizes spares and repair parts; special tools; special test, measurement, and diagnostic equipment (TMDE); and other special support equipment required for performance of unit maintenance of the AN/PRC-104B(V)4. It authorizes the requisitioning, issue and disposition of spares, repair parts and special tools as indicated by the source, maintenance and recoverability (SMR) codes.

2. General

This Repair Parts and Special Tools List is divided into the following sections:

a. Section II. Repair Parts List. A list of spares and repair parts authorized by this RPSTL for use in the performance of maintenance. The list also includes parts which must be removed for replacement of the authorized parts. Parts lists are composed of functional groups in ascending numeric sequence, with the parts in each group listed in ascending item number sequence. Figure numbers are listed directly beneath the group header.

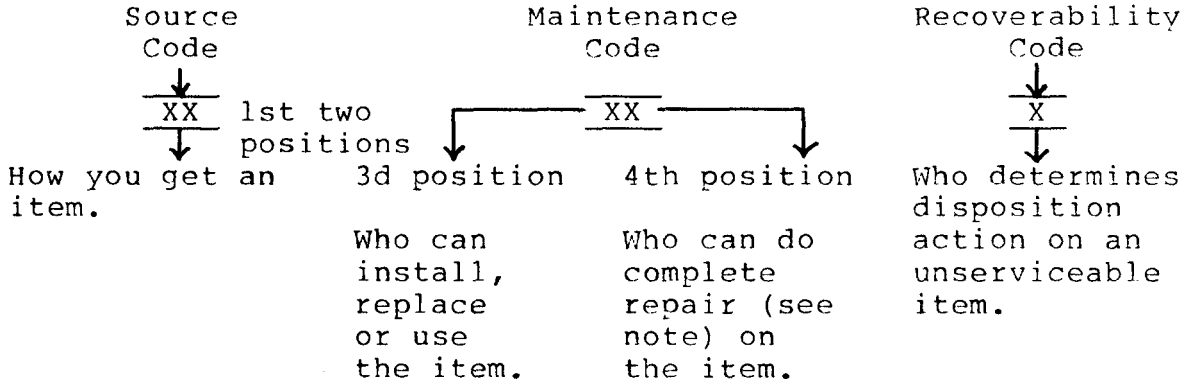
b. Section III. Special Tools List. Not applicable.

c. Section IV. Cross-Reference Indexes. A list, in National item identification number (NIIN) sequence, of all National stock numbered items appearing in the listing, followed by a list in alphameric sequence of all part numbers appearing in the listings. National stock numbers and part numbers are cross-referenced to each illustration figure and item number appearance. The figure number and item number index lists figure and item numbers in numeric sequence and cross-references National stock number, Federal Supply Code for Manufacturer and part numbers.

3. Explanation of Columns (Section II and III)

a. Item No. (Column (1)). Indicates the number used to identify items called out in the illustration.

b. SMR Code (Column (2)). The source, maintenance, and recoverability (SMR) code is a five-position code containing supply/requisitioning information, maintenance category authorization criteria, and disposition instruction, as shown in the following breakout:



NOTE

Complete repair: Maintenance capacity, capability, and authority to perform all corrective maintenance tasks of the "repair" function in a use/user environment in order to restore serviceability to a failed item.

(1) Source code. The source code tells you how to get an item needed for maintenance, repair, or overhaul of an end item/equipment. Explanations of source codes follows:

<u>Code</u>	<u>Explanation</u>
PA PB PC PD PE PF PG	Stocked items: use the applicable NSN to request/requisition items with these source codes. They are authorized to the category indicated by the code entered in the third position of the SMR code.

NOTE

Items coded PC are subject to deterioration.

KD KF KB	Items with these codes are not to be requested/requisitioned individually. They are part of a kit which is authorized to the maintenance category indicated in the third position of the SMR code. The complete kit must be requested and applied.
----------------	--

<u>Code</u>	<u>Explanation</u>
MO - Made at org/AVUM category	Items with these codes are not to be requested/requisitioned individually. They must be made from bulk material which is identified by the part number in the description and usable on code (UOC) column and listed in the Bulk Material group of the repair parts list. If the item is authorized to you by the third position code of the SMR code, but the source code indicates it is made at a higher category, order the item from the higher category of maintenance.
MF - Made at DS/AVIM category	
MH - Made at GS category	
ML - Made at Specialized Repair Activity (SRA)	
MD - Made at Depot	

AO - Assembled by org/AVUM category	Items with these codes are not to be requested/requisitioned individually. The parts that make up the assembled item must be requisitioned or fabricated and assembled at the category of maintenance indicated by the source code. If the third position code of the SMR code authorizes you to replace the item, but the source code indicates the item is assembled at a higher category, order the item from the higher category of maintenance.
AF - Assembled by DS/AVIM category	
AH - Assembled by GS category	
AL - Assembled by SRA	
AD - Assembled by Depot	

<u>Code</u>	<u>Explanation</u>
XA - Do not requisition an "XA" coded item. Order its next higher assembly.	
XB - If an "XB" item is not available from salvage, order it using the FCSM and part number given.	
XC - Installation drawing, diagram, instruction sheet, field service drawing, that is identified by manufacturer's part number.	
XD - Item is not stocked. Order an "XD" coded item through normal supply channels using the FCSM and part number given, if no NSN is available.	

NOTE

Cannibalization or controlled exchange, when authorized, may be used as a source of supply for items with the above source codes, except for those source coded "XA" or those aircraft support items restricted by requirements of AR 750-1.

(2) Maintenance code. Maintenance codes tell you the category of maintenance authorized to USE and REPAIR support items. The maintenance codes are entered in the third and fourth positions of the SMR code as follows:

(a) The maintenance code entered in the third position tells you the lowest maintenance category authorized to remove, replace, and use an item. The maintenance code entered in the third position will indicate authorization to one of the following categories of maintenance.

<u>Code</u>	<u>Application/Explanation</u>
C -	Crew or operator maintenance done within organizational or aviation maintenance.
O -	organizational or aviation unit category can remove, replace, and use the item.
F -	Direct support or aviation intermediate category can remove, replace, and use the item.
H -	General support category can remove, replace, and use the item.
L -	Specialized repair activity can remove, replace, and use the item.
D -	Depot category can remove, replace, and use the item.

(b) The maintenance code entered in the fourth position tells whether or not the item is to be repaired and identifies the lowest maintenance category with the capability to do complete repair (i.e., perform all authorized repair functions) . This position will contain one of the following maintenance codes.

NOTE

Some limited repair may be done on the item at a lower category of maintenance, if authorized by the Maintenance Allocation Chart (MAC) and SMR codes.

<u>Code</u>	<u>Application/Explanation</u>
O -	Organizational or aviation unit is the lowest category that can do complete repair of the item.
F -	Direct support or aviation intermediate is the lowest category that can do complete repair of the item.
H -	General support is the lowest category that can do complete repair of the item.
L -	Specialized repair activity (designate the specialized repair activity) is the lowest category that can do complete repair of the item.
D -	Depot is the lowest category that can do complete repair of the item.

<u>Code</u>	<u>Application/Explanation</u>
Z -	Nonreparable. No repair is authorized.
B -	no repair is authorized. (No parts or special tools are authorized for the maintenance of a "B" coded item.) However, the item may be reconditioned by adjusting, lubricating, etc., at the user category.

(3) Recoverability code. Recoverability codes are assigned to items to indicate the disposition action on unserviceable items. The recoverability code is entered in the fifth position of the SMR Code as follows:

<u>Recoverability codes</u>	<u>Application/Explanation</u>
Z -	Nonreparable item. When unserviceable, condemn and dispose of the item at the category of maintenance shown in the third position of SMR code.
O -	Reparable item. When uneconomically repairable, condemn and dispose of the item at organizational or aviation unit category.
F -	Reparable item. When uneconomically repairable, condemn and dispose of the item at direct support or aviation intermediate category.
H -	Reparable item. When uneconomically repairable, condemn and dispose of the item at general support category.
D -	Reparable item. When beyond lower category repair capability, return to depot. Condemnation and disposal of item not authorized below depot category.
L -	Reparable item. Condemnation and disposal not authorized below specialized repair activity (SRA).
A -	Item requires special handling or condemnation procedures because of specific reasons (e.g., precious metal content, high dollar value, critical material, or hazardous material). Refer appropriate manuals/directives for specific instructions.

c. FSCM (Column (3)). The Federal Supply Code for Manufacturer (FSCM is a 5-digit numeric code which is used to identify the manufacturer, distributor, or Government agency, etc., that supplies the item.

d. Part Number (Column (4)). Indicates the primary number used by the manufacturer (individual, company, firm, corporation, or Government activity), which controls the design and characteristics of the item by means of its engineering drawings, specifications, standards, and inspection requirements to identify an item or range of items.

NOTE

When you use an NSN to requisition an item, the item you receive may have a different part number from the part ordered.

e. Description and Usable on Code (UOC) (Column (5)). This column includes the following information.

(1) The Federal item name and, when required, a minimum description to identify the item.

(2) The statement "END OF FIGURE" appears just below the last item description in Column (5) for a given figure in both section II and section III.

f. Qty (Column (6)). Indicates the quantity of the item used in the breakout shown on the illustration figure, which is prepared for a functional group, subfunctional group, or an assembly. A "V" appearing in this column in lieu of a quantity indicates that the quantity is variable and the quantity may vary from application to application.

4. Explanation of Columns (Section IV)

a. National Stock Number (NSN) Index.

(1) Stock number column. This column lists the NSN by National item identification number (NIIN) sequence. The NIIN consists of the last nine digits of the NSN. When using this column to locate an item, ignore the first four digits of the NSN. When requisitioning items use the complete NSN (13 digits).

(2) Fig. column. This column lists the number of the figure where the item is identified/located. The illustrations are in numerical sequence in sections II and III.

(3) Item column. The item number identifies the item associated with the figure listed in the adjacent Fig. column. This item is also identified by the NSN listed on the same line.

b. Part Number Index. Part numbers in this index are listed by part-number in ascending alphameric sequence.

(1) FSCM column. This column lists the Federal supply code for manufacturer.

(2) Part number column. This column indicates the part number assigned to the item.

(3) Stock number column. This column lists the National stock number for the associated part number and manufacturer identified in the part number and FSCM columns to the left.

(4) Fig. column. This column lists the number of the figure where the item is identified/located in sections II and III.

(5) Item column. The item number is that number assigned to the item as it appears in the figure referenced in the adjacent figure number column.

c. Figure and Item Number Index.

(1) Fig. column. This column lists the number of the figure where the item is identified/located in sections II and III.

(2) Item column. The item number is that number assigned to the item as it appears in the figure referenced in the adjacent figure number column.

(3) Stock number column. This column lists the National stock number for the item.

(4) FSCM column. The Federal supply code for manufacturer (FSCM) is a 5-digit numeric code used to identify the manufacturer, distributor, or Government agency, etc., that supplies the item.

(5) Part number column. Indicates the primary number used by the manufacturer (individual, firm, corporation, or Government activity), which controls the design and characteristics of the item by means of its engineering drawings, specifications, standards, and inspection requirements to identify an item or range of item.

5. Special Information

a. Associated Publications. The publications listed below pertain to the AN/PRC-104B(V)4 and its components:

TM 11-5820-467-24P, Antenna Group AN/GRA-50
TM 11-5820-477-23P, Radio Set Control Group AN/GRC-39C
TM 11-5820-1045-12, Radio Set AN/GRC-193B(V)1
TM 11-5820-1046-12, Radio Set AN/PRC-104B(V)4
TM 11-5820-1047-12, Radio Set AN/GRC-213A(V)1
TM 11-5820-1045-20P, Radio Set AN/GRC-193B(V)1
TM 11-5820-1047-20P, Radio Set AN/GRC-213A(V)1
TM 11-5985-379-14&P, Antenna AS-2259/GR

b. Illustrations - Listing. The illustrations in this RPSTL are identical to those published in **TM 11-5820-1046-40P**. Only those parts coded "C or "O" in the third position of the SMR code are listed in the tabular listing; therefore, there may be a break in the

item number sequence, figure number and page number. Only illustrations containing organizational or aviation unit authorized items appear in this RPSTL.

b. National Stock Numbers. National stock numbers (NSN'S) that are missing from P source coded items have been applied for and will be added to this TM by future change/revision when they are entered in the Army Master Data File (AMDF). Until the NSN'S are established and published, submit exception requisitions to: Commander, US Army Communications-Electronics Command and Fort Monmouth, ATTN: AMSEL-LC-MM, Fort Monmouth, NJ 07703-5000 for the part required to support your equipment.

6. How to Locate Repair Parts

a. When National stock number or part number is not known.

(1) First. Using the table of contents, determine the assembly group or subassembly group to which the item belongs. This is necessary since figures are prepared for assembly groups and subassembly groups, and listings are divided into the same groups.

(2) Second. Find the figure covering the assembly group or subassembly group to which the item belongs.

(3) Third. Identify the item on the figure and note the item number.

(4) Fourth. Refer to the Repair Parts List for the figure to find the part number for the item number noted on the figure.

(5) Fifth. Refer to the Part Number Index to find the NSN, if assigned.

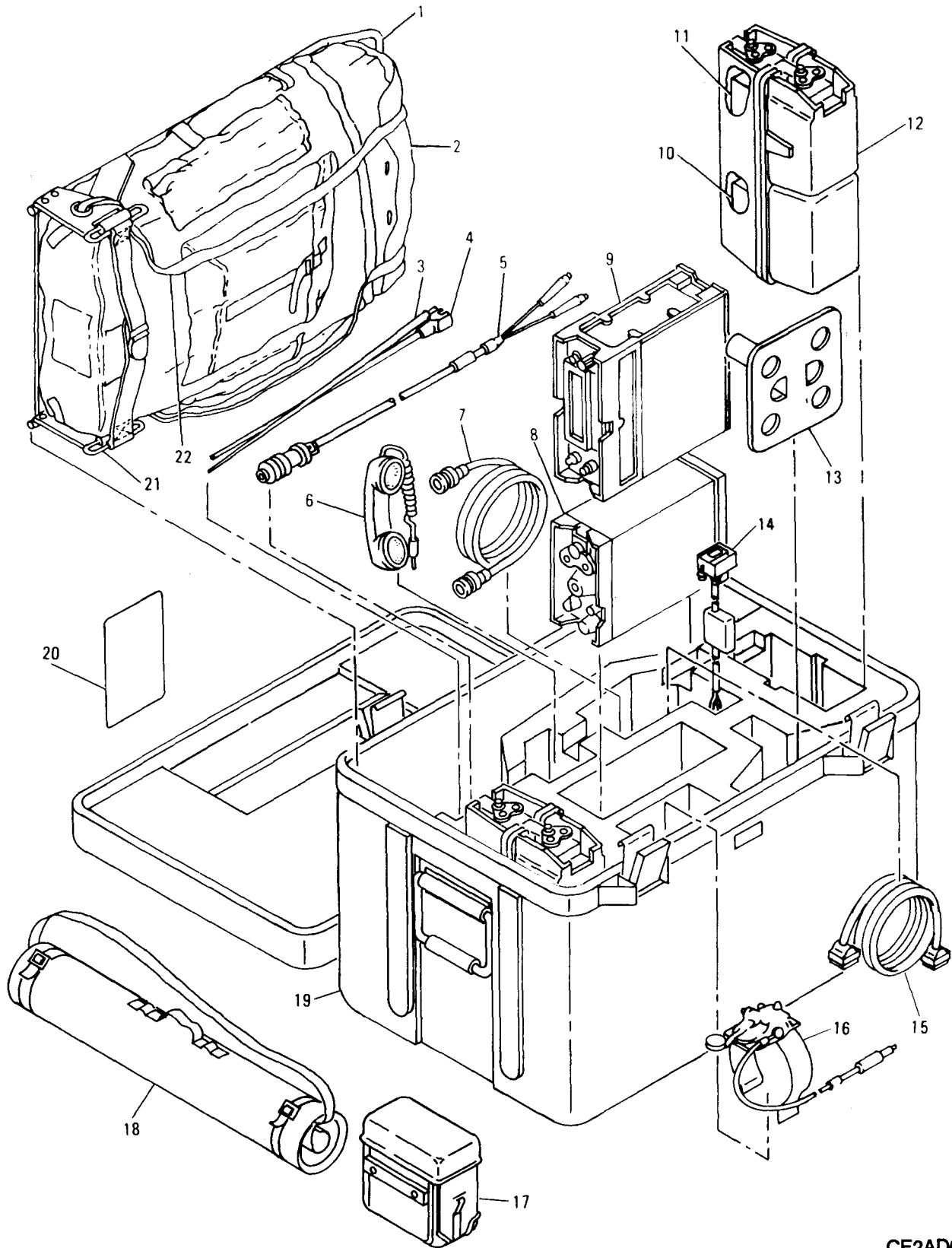
b. When National stock number or part number is known.

(1) First. Using the index of National stock numbers and part numbers, find the pertinent National stock number or part number. The NSN index is in National item identification number (NIIN) sequence (para 4a(1)). The part numbers in the part number index are listed in ascending alphameric sequence (para 4b). Both indexes cross-reference you to the illustration figure and item number of the item you are looking for.

(2) Second. After finding the figure and item number, verify that the item is the one you're looking for, then locate the item number in the repair parts list for the figure.

7. Abbreviations

Not applicable.

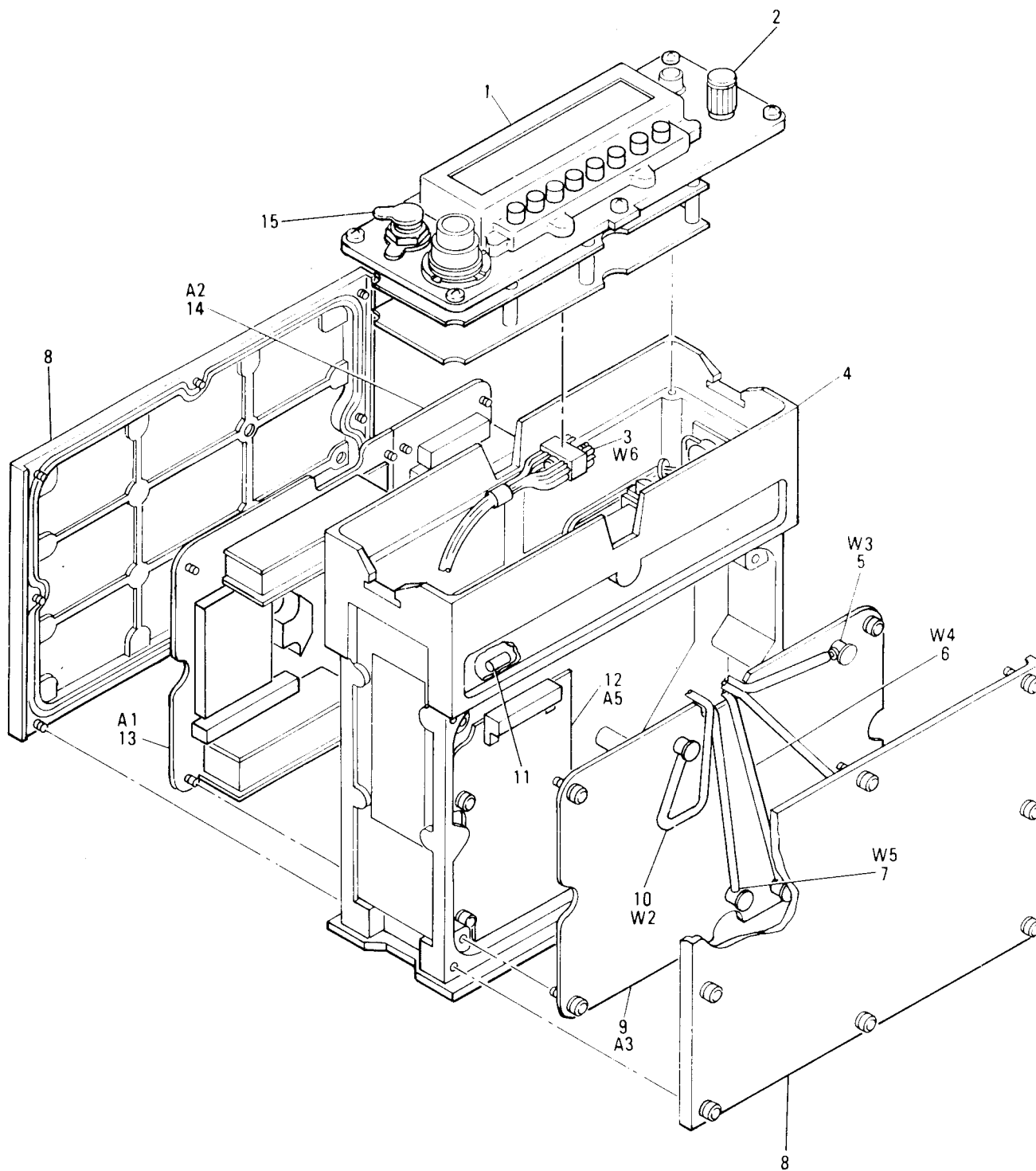


CE2AD001

Figure 1. AN/PRC-104B(V)4 Radio Set

SECTION II			TM11-5820-1046-20P			
(1)	(2)	(3)	(4)	(5)	(6)	
ITEM NO	SMR CODE	FSCM	PART NUMBER	DESCRIPTION AND USABLE ON CODES(UOC)	QTY	
GROUP 00 AN/PRC-104B(V)4RADIOSET						
FIGURE 1						
1	XBOZZ	81337	2-3-291	SHELF,CARGO.....	1	
2	XBOZZ	81337	2-2-344	FIELD PACK.....	1	
3	PAOZZ	80058	AT-271A/PRC	ANTENNA.....	1	
4	PAOZZ	80058	AB-129/PR	ANTENNA ELEMENT.....	1	
5	PAOZZ	01365	79A5029A0050	CABLE ASSEMBLY,SPEC.....	1	
6	PAOZZ	80058	H250A/U	HANDSET.....	1	
7	XBOZZ	05276	2249-C-22	CABLE,ASSY RADIO FR.....	1	
8	PAODD	80058	AM-6874/PRC-104	AMPLIFIER,RADIO FRE (SEE FIG 3 FOR BREAKDOWN).....	1	
9	PAOHH	80058	RT-1209A/URC	RECEIVER-TRANSMITTE.....	1	
10	PAOBA	80058	BB-590/U	BATTERY,STORAGE.....	2	
11	PCOZA	80058	BA-5590/U	BATTERY(1)NONRECH.....	2	
12	PAOZZ	87990	79A5029A0000	CASE,BATTERY ASSEMB.....	1	
13	PAOZZ	57010	1995	SUPPORT,ANTENNA.....	1	
14	PAOZZ	80058	UG-349A/U	ADAPTER,CONNECTOR.....	1	
15	PAOZZ	87990	755002A1260	CABLE,EXTENSION,BAT.....	1	
16	PAOZZ	87990	755002A1000	KEY TELEGRAPH.....	1	
17	PDODD	80058	ANGRA50	ANTENNA GROUP (SEE TM 11-5820-467- 24P FOR BREAKDOWN).....	1	
18	PAOZZ	57010	1990	ANTENNA.....	1	
19	PDOHH	24995	431-6379	CASE,TRANSIT.....	1	
20	XCOZZ	87990	755002C9020	CARD,INSTRUCTION.....	1	
21	XBOZZ	81337	2-3-290	FRAME ASSEMBLY,FIEL.....	1	
22	XBOZZ	81337	2-2-313	STRAP WEBBING.....	1	

END OF FIGURE



CE2AD002

Figure 2. Receiver/Transmitter

SECTION II			TM11-5820-1046-20P			
(1)		(3)	(4)	(5)		(6)
ITEM	SMR		PART		DESCRIPTION AND USABLE ON CODES(UOC)	QTY
NO	CODE	FSCM	NUMBER			
					GROUP 01 RECEIVER/TRANSMITTER	
					FIGURE 2	
2	PAOZZ 96906	MS91528-0E1B			KNOB.....	1
15	PAOZZ 87990	755002C3902-1			DUST COVER,EMI,CONN.....	1

END OF FIGURE

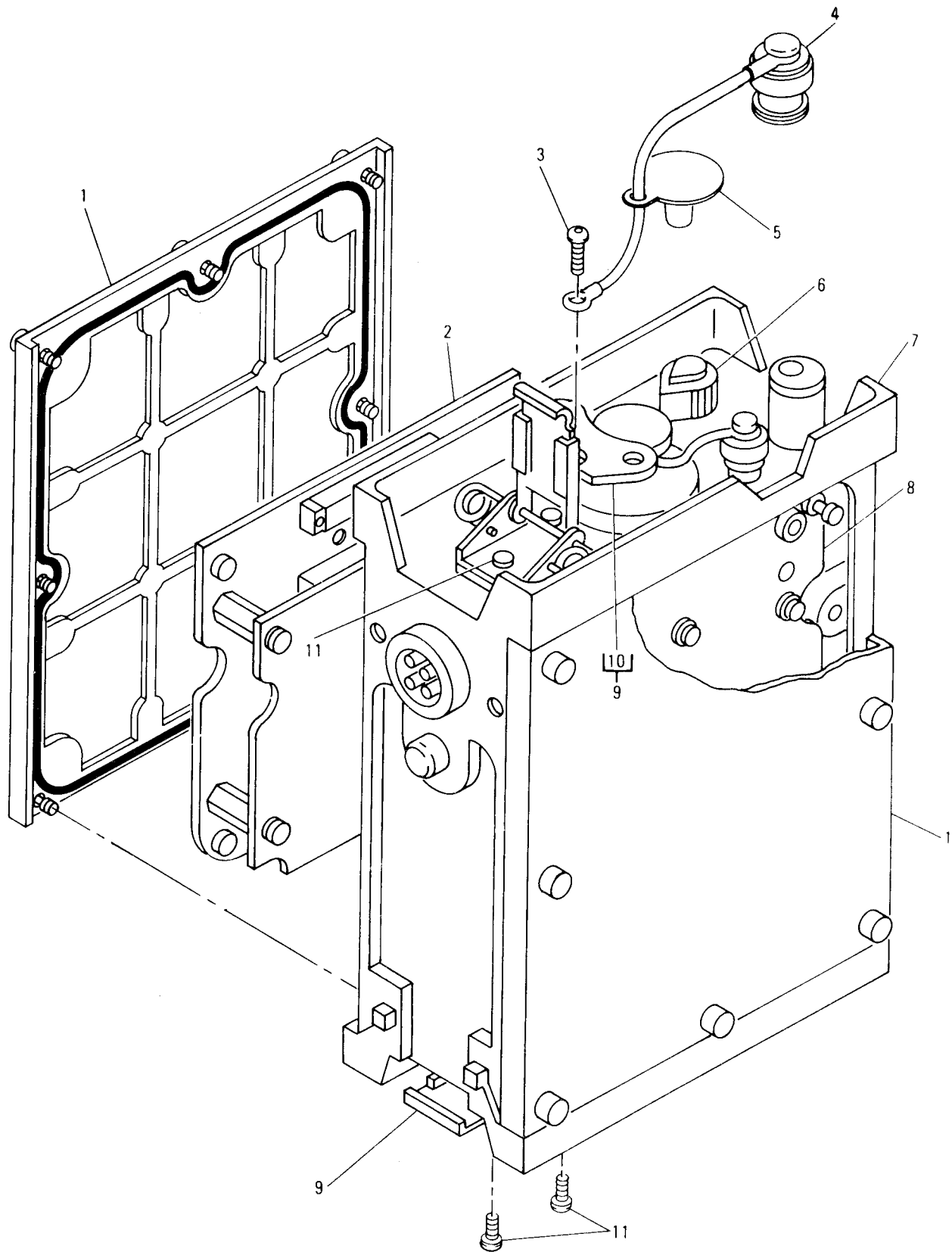


Figure 3. Amplifier, Radio Frequency

SECTION II			TM11-5820-1046-20P		
(1)	(2)	(3)	(4)	(5)	(6)
ITEM	SMR		PART		
NO	CODE	FSCM	NUMBER	DESCRIPTION AND USABLE ON CODES(UOC) QTY	

GROUP 02 AMPLIFIER,RADIOFREQUENCY

FIGURE 3

3	PAZZ	56878	38031-94C-5B-A28	SCREW;MACHINE.....	1
4	PAZZ	91836	KC-89-177	COVER,ELECTRICAL CO.....	1
5	XBOZZ	87990	755002A0514	COVER,ANTENNA BASE.....	1
6	PAZZ	96906	MS91528-0K1B	KNOB.....	1

END OF FIGURE

SECTION IV

TM11-5820-1046-20P

CROSS-REFERENCE INDEXES

STOCK NUMBER	NATIONAL STOCK NUMBER INDEX		FIG.	ITEM
	FIG.	ITEM		
5965-00-043-3463	1	6		
5985-00-243-4127	1	4		
5985-00-646-2365	1	3		
5935-00-739-2242	1	14		
5355-00-762-1489	2	2		
5985-00-892-0758	1	17		
5355-00-959-3161	3	6		
6135-01-036-3495	1	11		
6140-01-063-3918	1	10		
5820-01-065-4442	1	15		
5820-01-065-5044	1	8		
5805-01-067-5388	1	16		
5935-01-069-6051	3	4		
6140-01-080-2886	1	12		
6150-01-092-4807	1	5		
5820-01-214-8802	1	19		
5985-01-245-6160	1	13		
5820-01-270-5099	1	9		

SECTION IV

TM11-5820-1046-20P

CROSS-REFERENCE INDEXES

FSCM	PART NUMBER	PARTNUMBER INDEX STOCK NUMBER	FIG.	ITEM
80058	AB-129/PR	5985-00-243-4127	1	4
80058	AM-6874/PRC-104	5820-01-065-5044	1	8
80058	ANGRA50	5985-00-892-0758	1	17
80058	AT-271A/PRC	5985-00-646-2365	1	3
80058	BA-5590/U	6135-01-036-3495	1	11
80058	BB-590/U	6140-01-063-3918	1	10
80058	H250A/U	5965-00-043-3463	1	6
91836	KC-89-177	5935-01-069-6051	3	4
96906	MS91528-0E1B	5355-00-762-1489	2	2
96906	MS91528-0K1B	5355-00-959-3161	3	6
80058	RT-1209A/URC	5820-01-270-5099	1	9
80058	UG-349A/U	5935-00-739-2242	1	14
57010	1990		1	18
57010	1995	5985-01-245-6160	1	13
81337	2-2-313			22
81337	2-2-344			2
81337	2-3-290			21
81337	2-3-291			1
05276	2249-C-22			7
56878	38031-94C-5B-A28		3	3
	6			
24995	431-6379	5820-01-214-8802	1	19
87990	755002A0514		3	5
87990	755002A1000	5805-01-067-5388	1	16
87990	755002A1260	5820-01-065-4442	1	15
87990	755002C3902-1		2	15
87990	755002C9020		1	20
87990	79A5029A0000	6140-01-080-2886	1	12
01365	79A5029A0050	6150-01-092-4807	1	5

SECTION IV

TM11-5820-1046-20P

CROSS-REFERENCE INDEXES

FIG.	ITEM	FIGURE AND ITEM STOCK NUMBER	NUMBER INDEX FSCM	PART NUMBER
1	1		81337	2-3-291
1	2		81337	2-2-344
1	3	5985-00-646-2365	80058	AT-271A/PRC
1	4	5985-00-243-4127	80058	AB-129/PR
1	5	6150-01-092-4807	01365	79A5029A0050
1	6	5965-00-043-3463	80058	H250A/U
1	7		05276	2249-C-22
1	8	5820-01-065-5044	80058	AM-6874/PRC-104
1	9	5820-01-270-5099	80058	RT-1209A/URC
1	10	6140-01-063-3918	80058	BB-590/U
1	11	6135-01-036-3495	80058	BA-5590/U
1	12	6140-01-080-2886	87990	79A5029A0000
1	13	5985-01-245-6160	57010	1995
1	14	5935-00-739-2242	80058	UG-349A/U
1	15	5820-01-065-4442	87990	755002A1260
1	16	5805-01-067-5388	87990	755002A1000
1	17	5985-00-892-0758	80058	ANGRA50
1	18		57010	1990
1	19	5820-01-214-8802	24995	431-6379
1	20		87990	755002C9020
1	21		81337	2-3-290
1	22		81337	2-2-313
2	2	5355-00-762-1489	96906	MS91528-0E1B
2	15		87990	755002C3902-1
3	3		56878	38031-94C-5B-A28
3	4	5935-01-069-6051	91836	6
3	5		87990	KC-89-177
3	6	5355-00-959-3161	96906	755002A0514
				MS91528-0K1B

RECOMMENDED CHANGES TO EQUIPMENT TECHNICAL PUBLICATIONS



THEN... JOT DOWN THE DOPE ABOUT IT ON THIS FORM. CAREFULLY TEAR IT OUT. FOLD IT AND DROP IT IN THE MAIL!

SOMETHING WRONG WITH THIS PUBLICATION?

FROM (PRINT YOUR UNIT'S COMPLETE ADDRESS)
 Commander
 Stateside Army Depot
 ATTN: AMSTA-US
 Stateside, N.J. 07703-5007

DATE SENT
 10 July 1975

PUBLICATION NUMBER
 TM 11-5840-340-20P

PUBLICATION DATE
 23 Jan 78

PUBLICATION TITLE
 Radar Set AN/PRC-76

BE EXACT PIN-POINT WHERE IT IS

PAGE NO	PARA-GRAPH	FIGURE NO	TABLE NO
33			
44		19	
45			

IN THIS SPACE TELL WHAT IS WRONG AND WHAT SHOULD BE DONE ABOUT IT:

For item 2, change the NSN to read: 5835-00-134-9186.
Reason: Accuracy.

Identify the cover on the junction box (item no. 5).
Reason: It is a separate item and is not called out on figure 19.

Add the cover of the junction box as an item in the listing for figure 19.
Reason: Same as above

SAMPLE

TEAR ALONG PERFORATED LINE

PRINTED NAME, GRADE OR TITLE, AND TELEPHONE NUMBER
 SSG I. M. DeSpirit of 999-1776

SIGN HERE

FILL IN YOUR
UNIT'S ADDRESS

FOLD BACK

DEPARTMENT OF THE ARMY

OFFICIAL BUSINESS



TEAR ALONG PERFORATED LINE

SAMPLE

Commander
US Army Communications-Electronics Command
and Fort Monmouth
ATTN: AMSEL-LC-ME-PS
Fort Monmouth, New Jersey 07703-5000

RECOMMENDED CHANGES TO EQUIPMENT TECHNICAL PUBLICATIONS



SOMETHING WRONG WITH THIS PUBLICATION?

THEN...JOT DOWN THE DOPE ABOUT IT ON THIS FORM. CAREFULLY TEAR IT OUT, FOLD IT AND DROP IT IN THE MAIL.

FROM: (PRINT YOUR UNIT'S COMPLETE ADDRESS)

DATE SENT

PUBLICATION NUMBER
TM 11-5820-1046-20P

PUBLICATION DATE
1 February 90

PUBLICATION TITLE
Radio Set AN/PRC-104B(v)4

BE EXACT PIN-POINT WHERE IT IS

PAGE NO.	PARA-GRAPH	FIGURE NO.	TABLE NO.
----------	------------	------------	-----------

IN THIS SPACE TELL WHAT IS WRONG AND WHAT SHOULD BE DONE ABOUT IT:

TEAR ALONG PERFORATED LINE

PRINTED NAME GRADE OR TITLE AND TELEPHONE NUMBER

SIGN HERE

DA FORM 2028-2
1 JUL 79

PREVIOUS EDITIONS ARE OBSOLETE

P.S.--IF YOUR OUTFIT WANTS TO KNOW ABOUT YOUR RECOMMENDATION MAKE A CARBON COPE OF THIS AND GIVE IT TO YOUR HEADQUARTERS.

FILL IN YOUR
UNIT'S ADDRESS

FOLD BACK

DEPARTMENT OF THE ARMY

OFFICIAL BUSINESS




NO POSTAGE
NECESSARY
IF MAILED
IN THE
UNITED STATES

BUSINESS REPLY MAIL
FIRST CLASS MAIL PERMIT NO. 144 RED BANK, NJ

POSTAGE WILL BE PAID BY

Commander
US Army Communications-Electronics Command
and Fort Monmouth
ATTN: AMSEL-LC-ME-PS
Fort Monmouth, New Jersey 07703-9988



TEAR ALONG PERFORATED LINE



FOLD BACK

RECOMMENDED CHANGES TO EQUIPMENT TECHNICAL PUBLICATIONS



THEN...JOT DOWN THE DOPE ABOUT IT ON THIS FORM. CAREFULLY TEAR IT OUT, FOLD IT AND DROP IT IN THE MAIL.

SOMETHING WRONG WITH THIS PUBLICATION?

FROM: (PRINT YOUR UNIT'S COMPLETE ADDRESS)

DATE SENT

PUBLICATION NUMBER

TM 11-5820-1046-20P

PUBLICATION DATE

1 February 90

PUBLICATION TITLE

Radio Set AN/PRC-104B(V)4

BE EXACT PIN-POINT WHERE IT IS

PAGE NO.

PARA-GRAPH

FIGURE NO.

TABLE NO.

IN THIS SPACE TELL WHAT IS WRONG AND WHAT SHOULD BE DONE ABOUT IT:

TEAR ALONG PERFORATED LINE

PRINTED NAME GRADE OR TITLE AND TELEPHONE NUMBER

SIGN HERE

DA FORM 1 JUL 79 2028-2

PREVIOUS EDITIONS ARE OBSOLETE

P.S...IF YOUR OUTFIT WANTS TO KNOW ABOUT YOUR RECOMMENDATION MAKE A CARBON COPE OF THIS AND GIVE IT TO YOUR HEADQUARTERS.

FILL IN YOUR
UNIT'S ADDRESS

FOLD BACK

DEPARTMENT OF THE ARMY



OFFICIAL BUSINESS

NO POSTAGE
NECESSARY
IF MAILED
IN THE
UNITED STATES

BUSINESS REPLY MAIL

FIRST CLASS MAIL PERMIT NO. 144 RED BANK, NJ

POSTAGE WILL BE PAID BY

Commander
US Army Communications-Electronics Command
and Fort Monmouth
ATTN: AMSEL-LC-ME-PS
Fort Monmouth, New Jersey 07703-9988



FOLD BACK

TEAR ALONG PERFORATED LINE

FILL IN YOUR
UNIT'S ADDRESS

FOLD BACK

DEPARTMENT OF THE ARMY

OFFICIAL BUSINESS




NO POSTAGE
NECESSARY
IF MAILED
IN THE
UNITED STATES

BUSINESS REPLY MAIL
FIRST CLASS MAIL PERMIT NO. 144 RED BANK, NJ

POSTAGE WILL BE PAID BY

Commander
US Army Communications-Electronics Command
and Fort Monmouth
ATTN: AMSEL-LC-ME-PS
Fort Monmouth, New Jersey 07703-9988



FOLD BACK

TEAR ALONG PERFORATED LINE

By Order of the Secretary of the Army:

Official:

CARL E. VUONO
General, United States Army
Chief of Staff

WILLIAM J. MEEHAN II
Brigadier General, United States Army
The Adjutant General

DISTRIBUTION:

To be distributed in accordance with DA Form 12-51 unit requirements for AN/PRC-104A.

