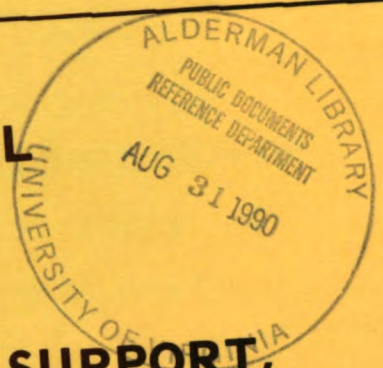


01.11:
5820-894-24 P

TM 11-5820-894-24P

TECHNICAL MANUAL



ORGANIZATIONAL, DIRECT SUPPORT,
AND GENERAL SUPPORT MAINTENANCE
REPAIR PARTS AND SPECIAL TOOLS LISTS
(INCLUDING DEPOT MAINTENANCE
REPAIR PARTS AND SPECIAL TOOLS)
FOR

RADIO TERMINAL SET
AN/TRC-151(V)

(NSN 5820-00-006-1831)



HEADQUARTERS, DEPARTMENT OF THE ARMY
26 OCTOBER 19

**ORGANIZATIONAL, DIRECT SUPPORT AND GENERAL SUPPORT
 MAINTENANCE REPAIR PARTS AND SPECIAL TOOLS LIST
 (INCLUDING DEPOT MAINTENANCE REPAIR PARTS
 AND SPECIAL TOOLS)**

**FOR
 RADIO TERMINAL SET
 AN/TRC-151(V)
 (NSN 5820-00-006-1831)**

Current as of 8 June 1982

REPORTING ERRORS AND RECOMMENDING IMPROVEMENTS
 You can help improve this manual. If you find any mistakes or if you know of a way to improve the procedures, please let us know. Mail your letter, DA Form 2028 (Recommended Changes to Publications and Blank Forms), or DA Form 2028-2 located in the back of this manual direct to: Commander, US Army Communications-Electronics Command and Fort Monmouth, ATTN: DRESL-ME-MP, Fort Monmouth, New Jersey 07703.
 In either case, a reply will be furnished direct to you.

TABLE OF CONTENTS

SECTION		Page	Illus Figure
	I. Introduction.....	1	
	II. Repair Parts List.....	5	
GROUP	00 Radio Terminal Set AN/TRC-151(V).....	5	1
	Shelter, Electrical Equipment S-583()/TRC-151(V), Front and Rear Walls.....	9	2
	01 Shelter, Electrical Equipment S-583()/TRC-151(V), Roadside, Curbside and Floor installations.....	13	3
	Shelter, Electrical Equipment S-583()/TRC-151(V), Storage Drawer Assemblies.....	17	4
	0101 Bracket Installations, Curbside Wall.....	19	5
	010101 Utilities Installation.....	25	6
	01010101 Bracket Interconnect Installation.....	27	7
	01010102 Patch Panel Assembly.....	29	8
	01010103 Utilities Installation, Front and Rear Wall Equipment.....	33	9
	Utilities Installation, Roadside, Curbside and Ceiling Equipment.....	37	10
	0101010301 Power Entrance Box Assembly.....	39	11
	0101010302 Video Antenna Box.....	41	12

		Page	Ilus Figure
GROUP	0101010303 Power Distribution Box	43	13
	0102 R.F. Cable Assemblies	47	14
	0103 Audio Cable Assemblies	49	15
	0104 Patch Cable Assemblies	51	16
	0105 Special Electrical Cable Assembly	53	17
SECTION	III. Special Tools List (Not applicable)		
	IV. National Stock Number and Part Number Index	54	

SECTION I

INTRODUCTION

1. Scope

This manual lists spares and repair parts; special tools; special test, measurement, and diagnostic equipment (TMDE), and other special support equipment required for performance of organizational, direct support, and general support maintenance of the AN/TRC-151(V). It authorizes the requisitioning and issue of spares and repair parts as indicated by the source and maintenance codes.

2. General

This Repair Parts and Special Tools List is divided into the following sections:

a. Section II. Repair Parts List. A list of spares and repair parts authorized for use in the performance of maintenance. The list also includes parts which must be removed for replacement of the authorized parts. Parts lists are composed of functional groups in numeric sequence, with the parts in each group listed in figure and item number sequence.

b. Section III. Special Tools List. Not applicable.

c. Section IV. National Stock Number and Part Number Index. A list, in National item identification number (NIIN) sequence, of all National stock numbers (NSN) appearing in the listings, followed by a list, in alphameric sequence, of all part numbers appearing in the listings. National stock numbers and part numbers are cross-referenced to each illustration figure and item number appearance.

3. Explanation of Columns

a. Illustration. This column is divided as follows:

(1) *Figure number.* Indicates the figure number of the illustration on which the item is shown.

(2) *Item number.* The number used to identify item called out in the illustration.

b. Source, Maintenance, and Recoverability (SMR) Codes.

(1) *Source code.* Source codes indicate the manner of acquiring support items for maintenance, repair, or overhaul of end items. Source codes are entered in the first and second positions of the Uniform SMR Code format as follows:

<i>Code</i>	<i>Definition</i>
PA	Item procured and stocked for anticipated or known usage.
PB	Item procured and stocked for insurance purpose because essentiality dictates that a minimum quantity be available in the supply system.
PD	Support item, excluding support equipment, procured for initial issue or outfitting and stocked only for subsequent or additional initial issue or outfittings. Not subject to automatic replenishment.
XA	Item is not procured or stocked because the requirements for the item will result in the replacement of the next higher assembly.
XB	Item is not procured or stocked. If not available through salvage, requisition.
XD	A support item that is not stocked. When required, item will be procured through normal supply channels.

NOTE

Cannibalization or salvage may be used as a source of supply for any items source coded above except those coded XA and aircraft support items as restricted by AR 700-42.

(2) *Maintenance code.* Maintenance codes are assigned to indicate the levels of maintenance authorized to USE and REPAIR support items. The maintenance codes are entered in the third and fourth positions of the Uniform SMR Code format as follows:

(a) The maintenance code entered in the third position will indicate the lowest maintenance level authorized to remove, replace, and use the support item. The maintenance code entered in the third position will indicate one of the following levels of maintenance:

<i>Code</i>	<i>Application/Explanation</i>
O	Support item is removed, replaced, used at the organizational level.
F	Support item is removed, replaced, used at the direct support level.

(b) The maintenance code entered in the

fourth position indicates whether the item is to be repaired and identifies the lowest maintenance level with the capability to perform complete repair (i.e., all authorized maintenance functions). This position will contain one of the following maintenance codes:

- | <i>Code</i> | <i>Application/Explanation</i> |
|-------------|---|
| F | The lowest maintenance level capable of complete repair of the support item is the direct support level. |
| H | The lowest maintenance level capable of complete repair of the support item is the general support level. |
| D | The lowest maintenance level capable of complete repair of the support item is the depot level. |
| Z | Nonreparable. No repair is authorized. |

(3) *Recoverability code.* Recoverability codes are assigned to support items to indicate the disposition action on unserviceable items. The recoverability code is entered in the fifth position of the Uniform SMR Code format as follows:

- | <i>Recoverability codes</i> | <i>Definition</i> |
|-----------------------------|---|
| Z | Nonreparable item. When unserviceable, condemn and dispose at the level indicated in position 3. |
| F | Reparable item. When uneconomically repairable, condemn and dispose at the direct support level. |
| H | Reparable item. When uneconomically repairable, condemn and dispose at the general support level. |
| D | Reparable item. When beyond lower level repair capability, return to depot. Condemnation and disposal not authorized below depot level. |

c. National Stock Number. Indicates the National stock number assigned to the item and will be used for requisitioning purposes.

d. Federal Supply Code for Manufacturer (FSCM). The FSCM is a 5-digit numeric code listed in SB 708-41/42 which is used to identify the manufacturer, distributor, or Government agency, etc.

e. Part Number. Indicates the primary number used by the manufacturer (individual, company, firm, corporation, or Government activity), which controls the design and characteristics of the item by means of its engineering drawings, specifications, standards, and inspection requirements to identify an item or range of items.

NOTE

When a stock numbered item is requisitioned, the repair part received may have a different part number than the part being replaced.

f. Description. Indicates the Federal item name and, if required, a minimum description to identify the item.

g. Unit of Measure (U/M). Indicates the standard of the basic quantity of the listed item as used in performing the actual maintenance function. This measure is expressed by a two-character alphabetical abbreviation (e.g., ea, in, pr, etc). When the unit of measure differs from the unit of issue, the lowest unit of issue that will satisfy the required units of measure will be requisitioned.

h. Quantity Incorporated in Unit. Indicates the quantity of the item used in the breakout shown on the illustration figure, which is prepared for a functional group, subfunctional group, or an assembly. A "V" appearing in this column in lieu of a quantity indicates that no specific quantity is applicable, (e.g., shims, spacers, etc).

4. Special Information

a. The following publication pertains to the AN/TRC-151(V) and its components:
 TM 11-5820-894-14, Radio Terminal Set,
 AN/TRC-151(V). (To be published).

b. National stock numbers (NSN's) that are missing from P source coded items have been applied for and will be added to this TM by future change/revision when they are entered in the Army Master Data File (AMDF). Until the NSN's are established and published, submit exception requisitions to: Commander, US Army Communications-Electronics Command and Fort Monmouth, ATTN: DRSEL-MM, Fort Monmouth, New Jersey 07703 for the part required to support your equipment.

5. How to Locate Repair Parts

a. When National stock number or part number is unknown.

(1) *First.* Using the table of contents, determine the functional group within which the item belongs. This is necessary since illustrations are prepared for functional groups and listings are divided into the same groups.

(2) *Second.* Find the illustration covering the functional group to which the item belongs.

(3) *Third.* Identify the item on the illustration and note the illustration figure and item number of the item.

(4) *Fourth.* Using the Repair Parts Listing, find the figure and item number noted on the illustration.

b. When National stock number or part number is known.

(1) *First.* Using the Index of National Stock

Numbers and Part Numbers, find the pertinent National stock number or part number. This index is in NIIN sequence followed by a list of part numbers in alphameric sequence, cross-referenced to the illustration figure number and item number.

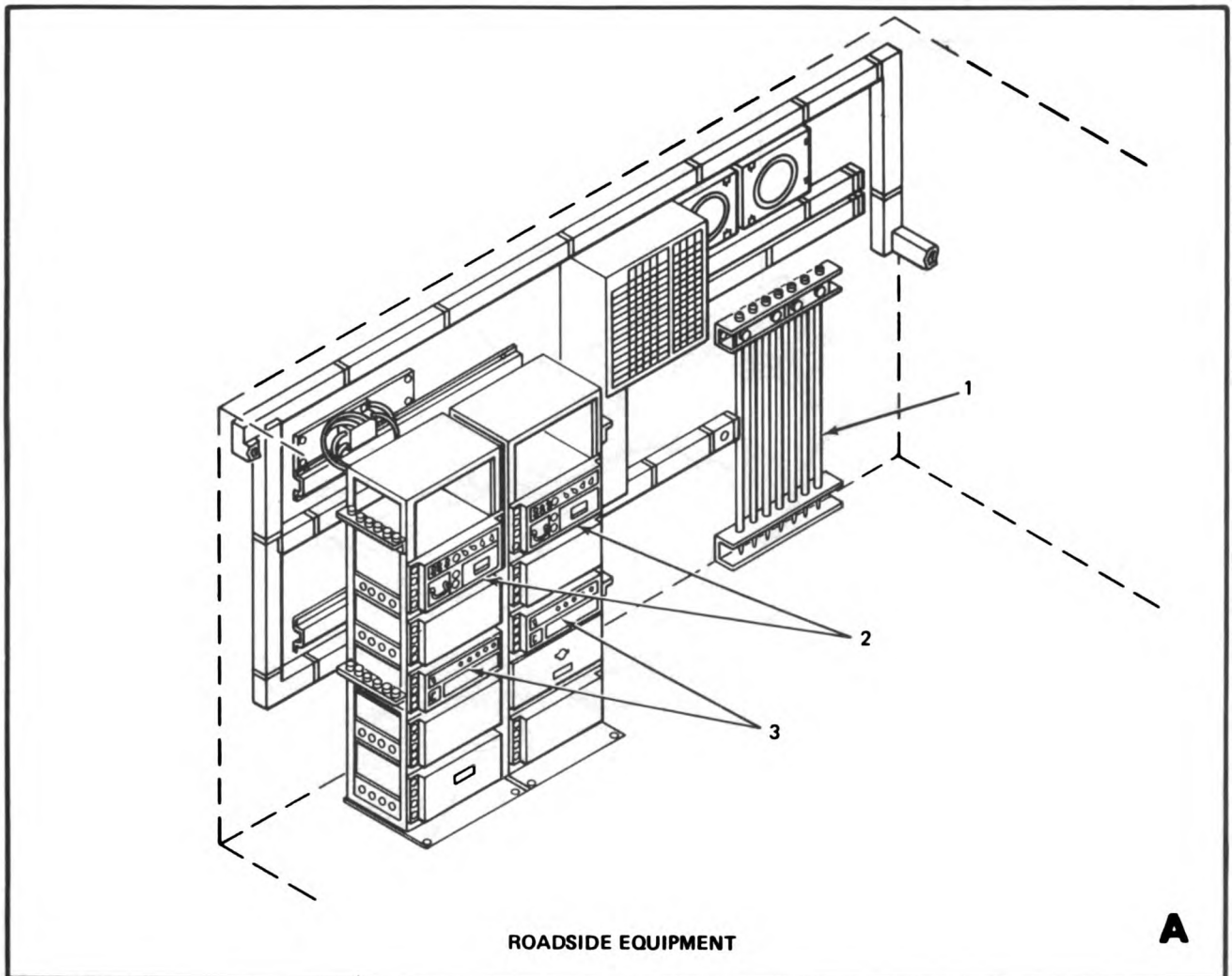
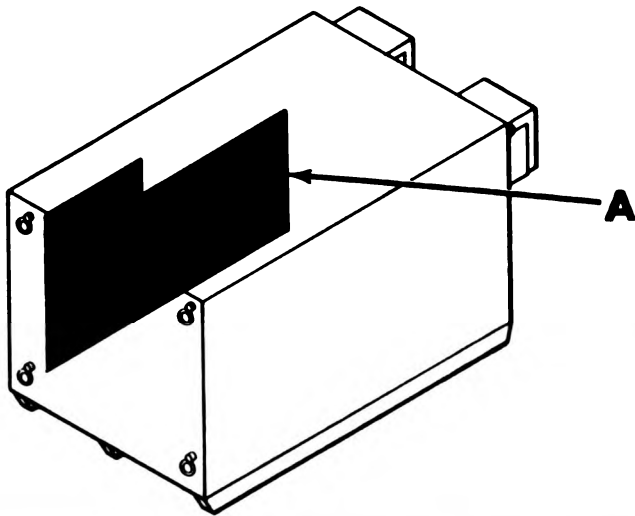
(2) *Second.* After finding the figure and item

number, locate the figure and item number in the repair parts list.

6. Abbreviations

Not applicable.

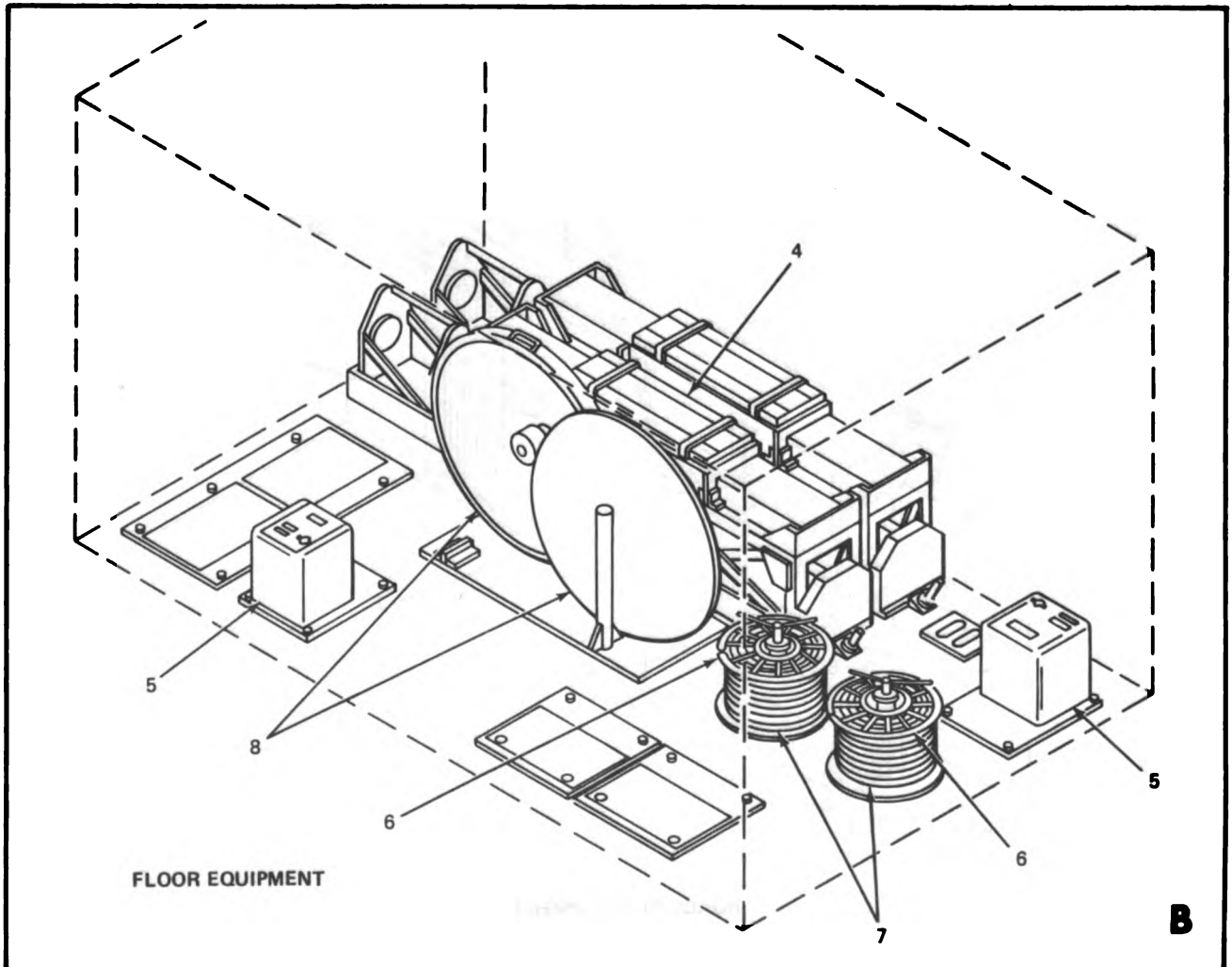
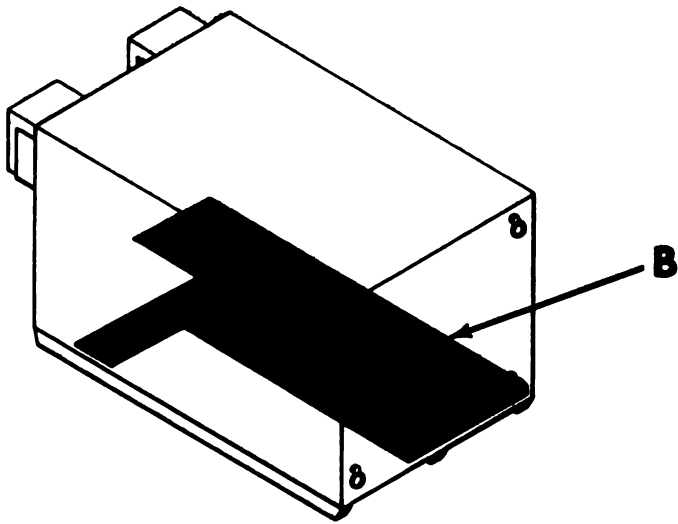
(Next printed page is 4.1)



ROADSIDE EQUIPMENT

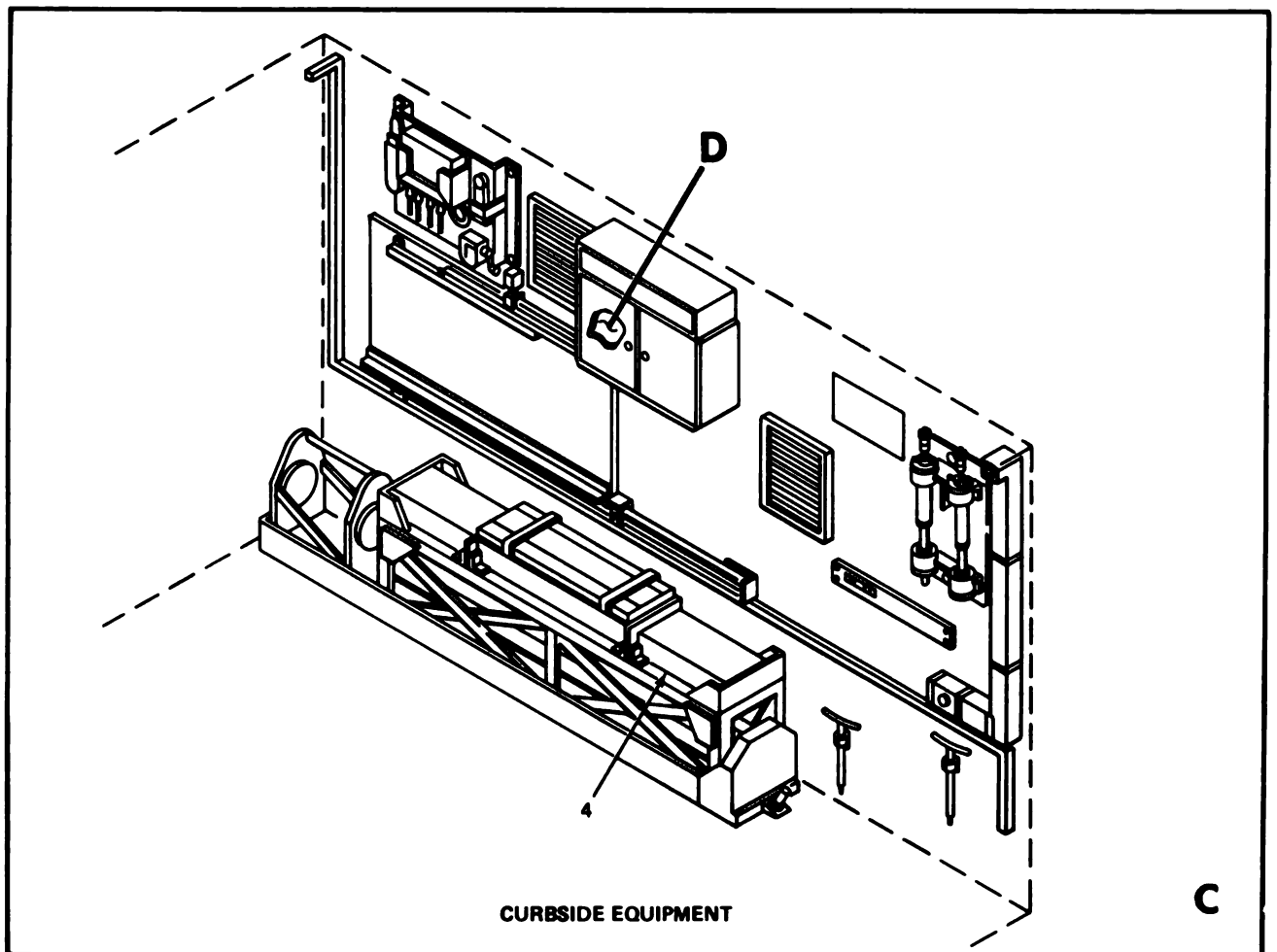
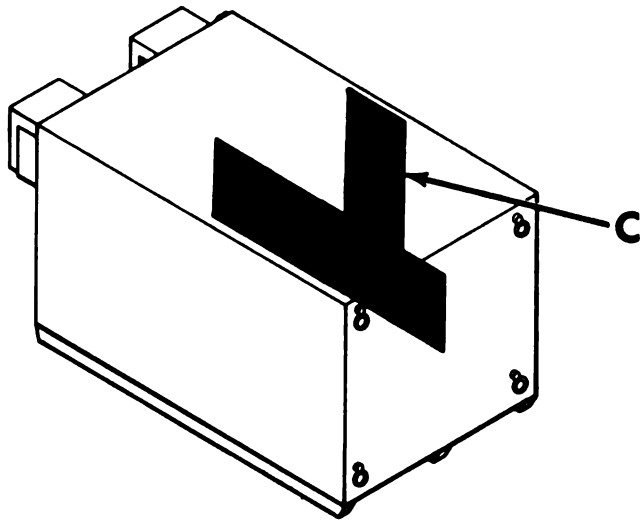
ELBKK001

Figure 1. Radio Terminal Set AN/TRC-151(V) (Sheet 1 of 4).



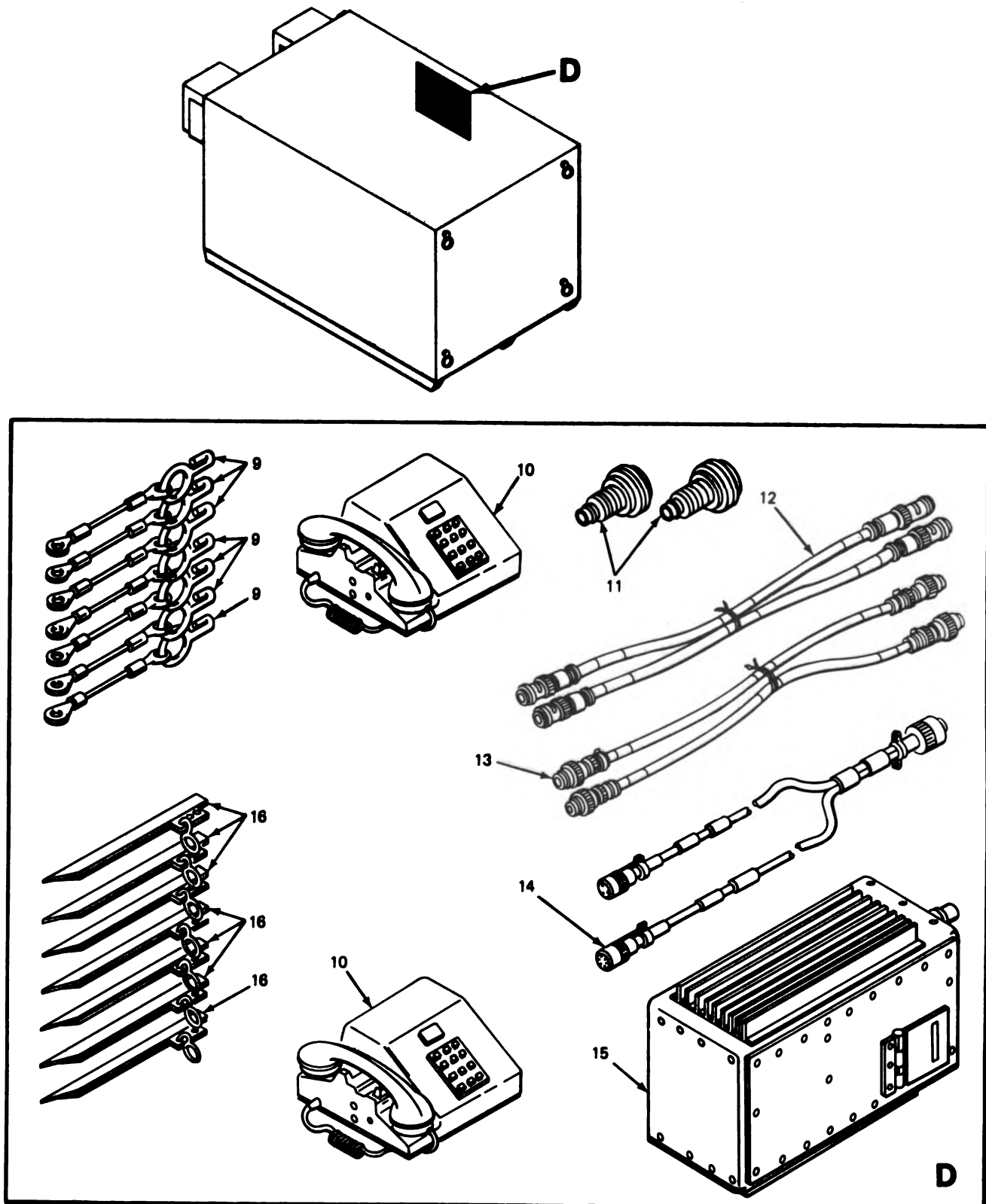
EL8KK002

Figure 1. Radio Terminal Set AN/TRC-151(V) (Sheet 2 of 4).



EL8KK003

Figure 1. Radio Terminal AN/TRC-151(V) (Sheet 3 of 4).



EL8KK004

Figure 1. Radio Terminal Set AN/TRC-151(V) (Sheet 4 of 4).

(1) ILLUSTRATION		(2)	(3)	(4)	(5)	(6)	(7)	(8)
(a) FIG NO.	(b) ITEM NO.	SNR CODE	NATIONAL STOCK NUMBER	FSCM	PART NUMBER	DESCRIPTION	USABLE ON CODE	QTY INC IN UNIT
						GROUP 00 RADIO TERMINAL SET AN/TRC-151(V)		
1	1	PAOZZ	4030-00-290-1382	80050	GP-113(I)/G	STAKE,GUY.....	EA	7
1	2	PODDO	5805-00-930-8079	80050	TD-660/G	MULTIPLIER.....	EA	2
1	3	PODDO	5805-00-069-8795	80050	CV-1548/G	CONVERTER,TELEPHONE.....	EA	2
1	4	PAOFF	5820-00-892-3862	80050	AB-577/GRC	MAST.....	EA	2
1	5	PAOHM	5820-01-110-2205	97403	DL13217E6150	HEATER,ELECTRIC.....	EA	2
1	6	PAFZZ	8130-00-656-1090	80050	RC-435(I)/U	REEL,CABLE.....	EA	3
1	7	PAOHM	5995-00-144-0228	80050	CG-3443/U(80FT)	CABLE ASSY,RAD FREQ.....	EA	4
1	8	PODDO	5985-01-080-7917	80050	AS-3047(I)/GRC-10 3(V)	ANTENNA.....	EA	2
1	9	PAOZZ	4030-00-951-4431	78990	H101G	SHACKLE.....	EA	7
1	10	PDOFF	5965-00-892-3850	81352	H156U	HANDSET.....	EA	2
1	11	PAFZZ	5935-00-134-5646	96906	M590579-1375	ADAPTER,CONNECTOR.....	EA	2
1	12	PAOZZ	5995-00-935-2660	90073	456-095	CABLE ASSY,RAD FREQ.....	EA	2
1	13	PAOZZ	5995-00-877-6290	80050	CX-10763/GRC-103 (V)	CABLE ASSY,SP.....	EA	2
1	14	PAOZZ	5995-00-144-0282	80050	CX-10879/GRC103V 2-6	CABLE ASSY,SP.....	EA	1
1	15	PDDDL	6625-00-179-5217	80050	CV-2500/GA	CONVERTER,WAVE FORM.....	EA	1
1	16	XBFZZ	5975-00-395-9002	80063	SC-C-66291	CLAMP,GUY STAKE.....	EA	7
						5/16 BLANK)		

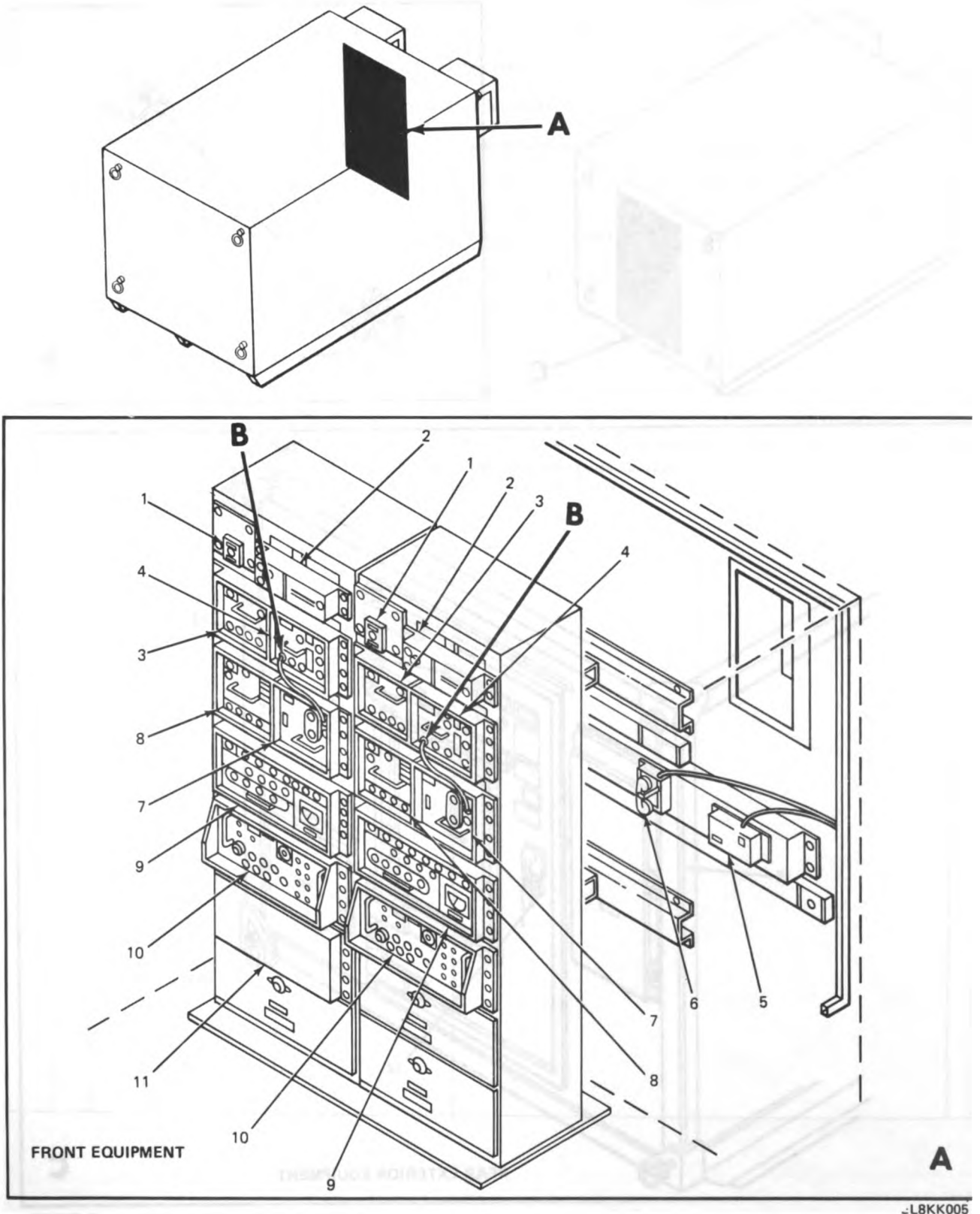
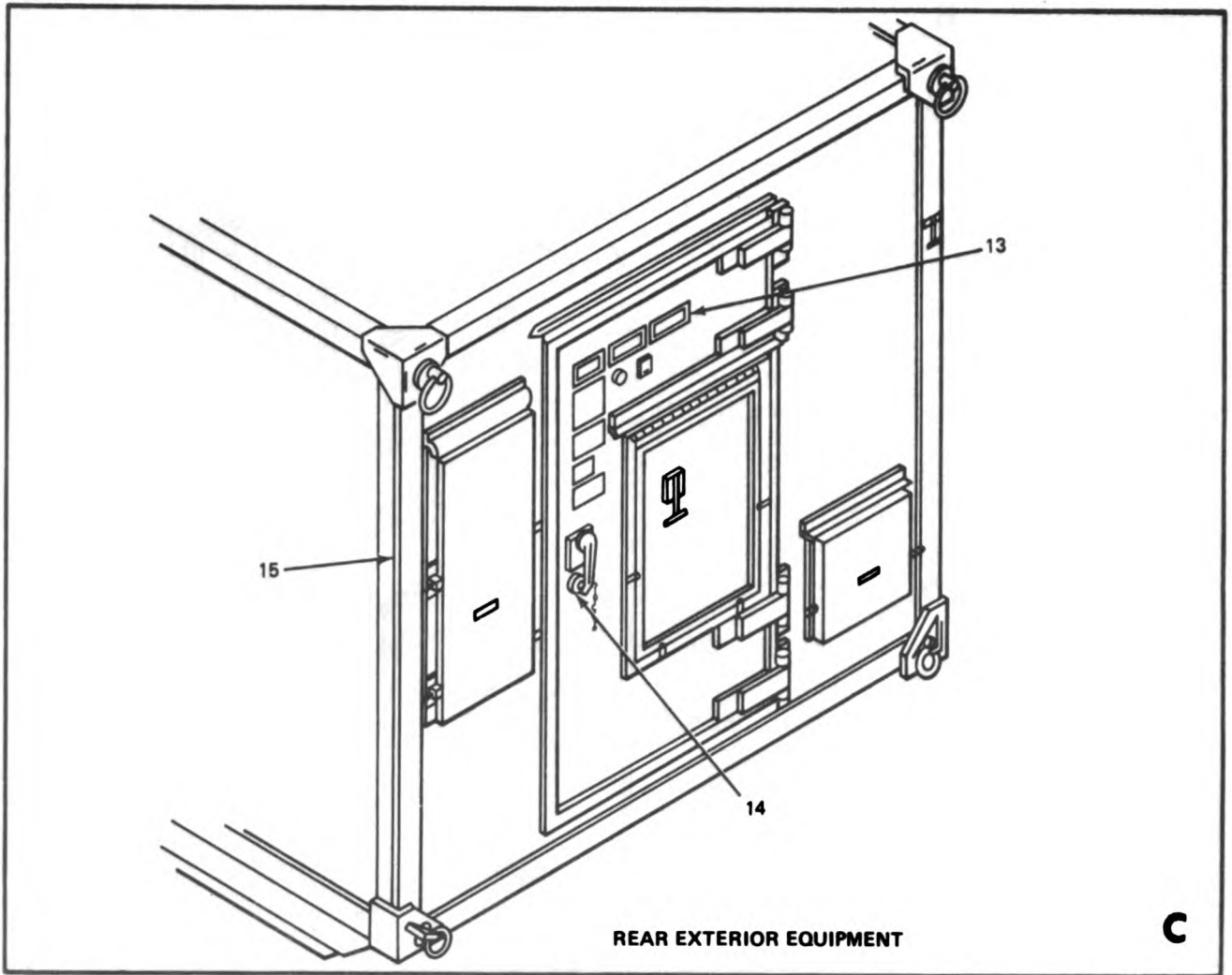
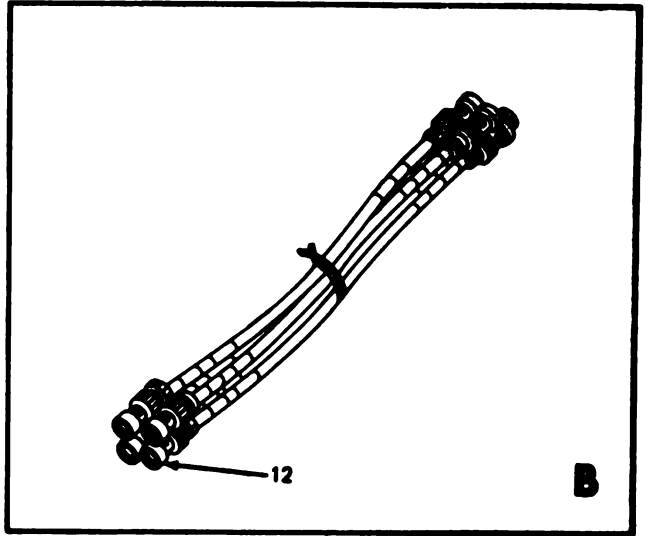
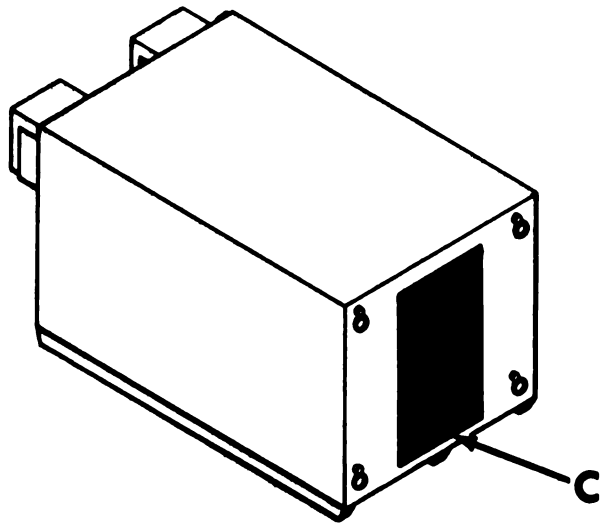


Figure 2. Shelter, Electrical Equipment S-583()/TRC-151(V)
 Front and Rear Walls (Sheet 1 of 2).



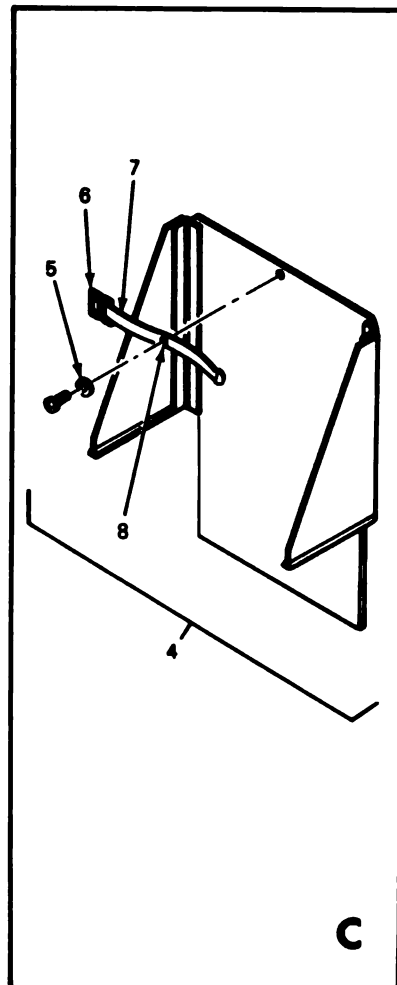
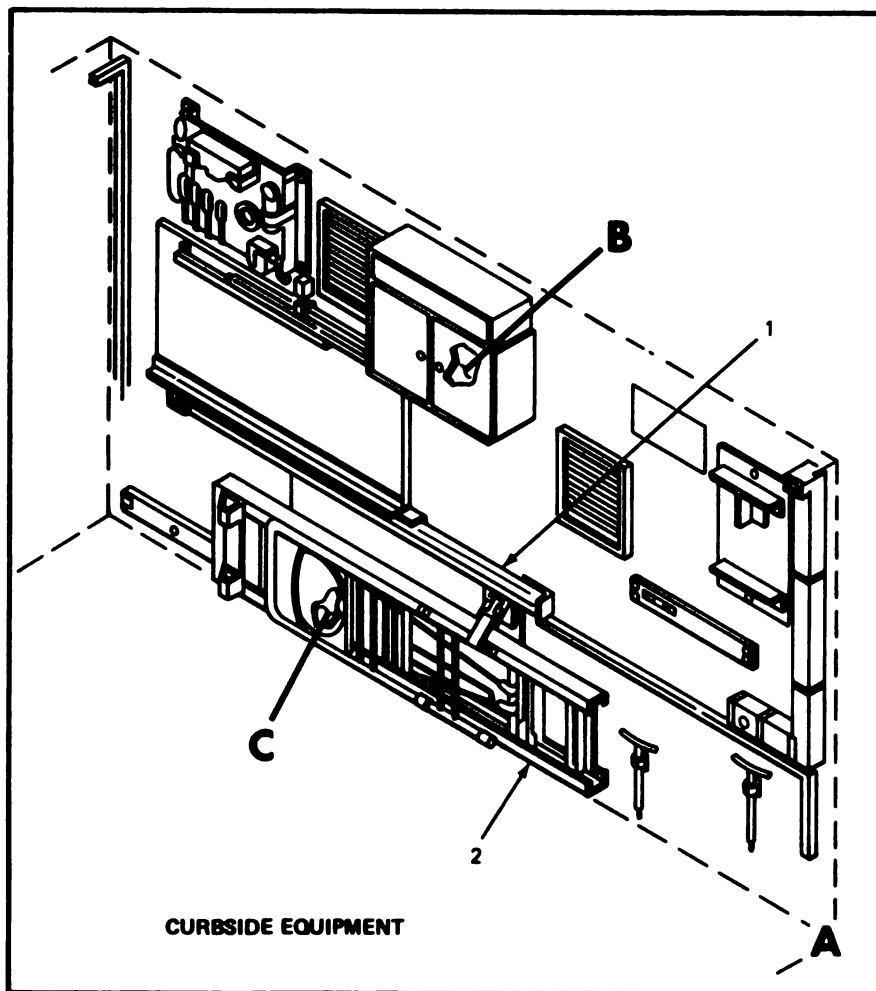
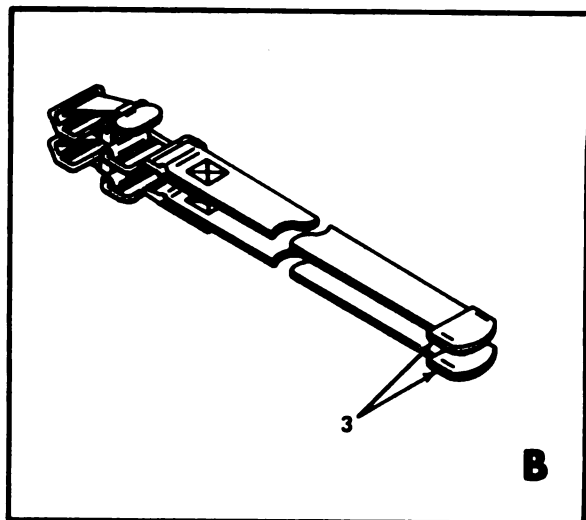
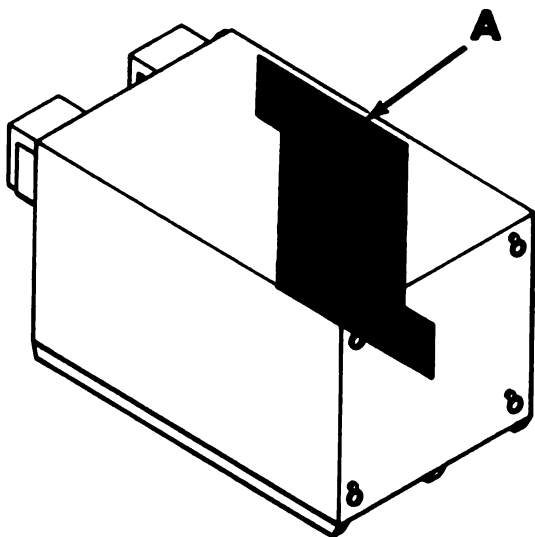
EL8KK006

Figure 2. Shelter, Electrical Equipment S-583()/TRC-151(V)
Front and Rear Walls (Sheet 2 of 2).

SECTION II

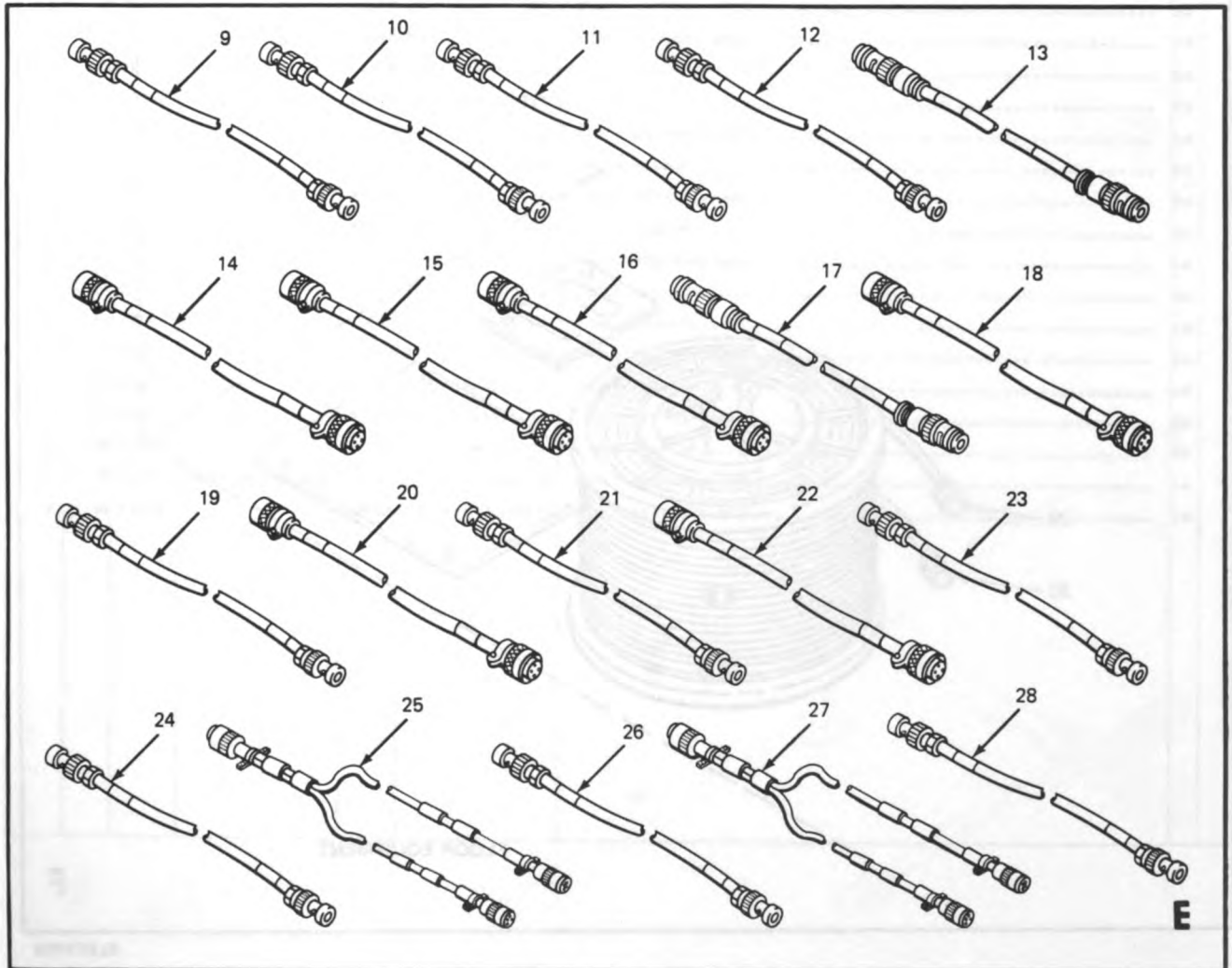
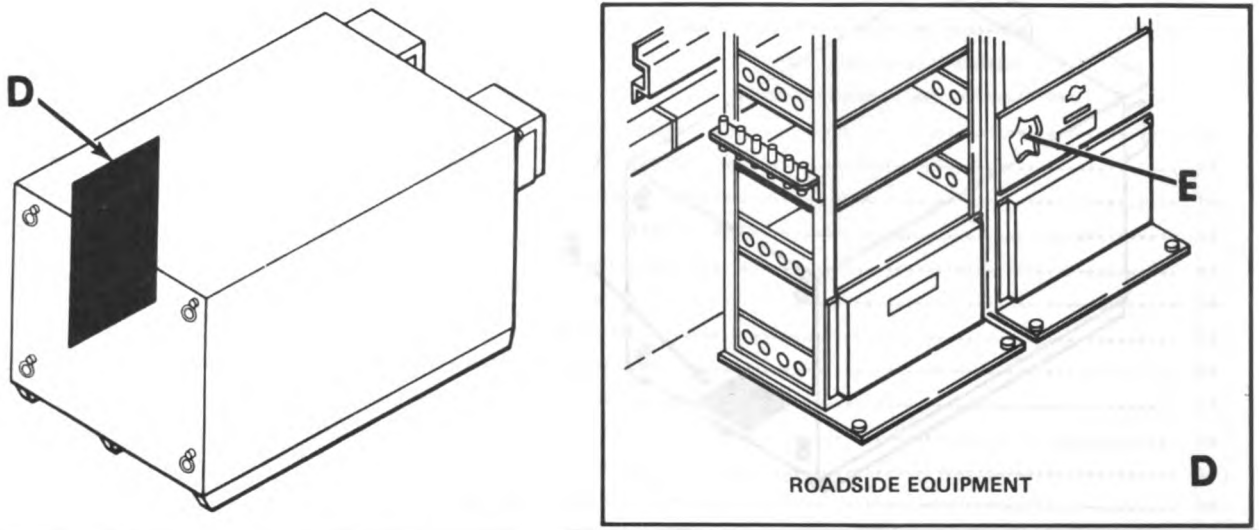
TM 11-5820-894-24P

(1) ILLUSTRATION		(2)	(3)	(4)	(5)	(6) DESCRIPTION
(a) FIG NO	(b) ITEM NO	SMR CODE	NATIONAL STOCK NUMBER	FSCM	PART NUMBER	USABLE ON CODE
2	1	XBFZZ		80058	DA-437(I)/GRC-103 (V)	LOAD,DUMMY ELECTRIC.....
2	2	PDUDD	5805-00-878-3539	80058	RT-773(I)/GRC-103 (V)	RECEIVER-XMTR.....
2	3	PDDDD	5820-00-824-0831	80058	R-1329(P)(I)/GRC- 103(V)	RECEIVER,RADIO.....
2	4	PDDDD	5820-01-081-5407	80058	AM-4319(I)/GRC-10 3(V)	AMPLIFIER-CONVERTER.....
2	5	PDUFF	5830-01-008-3126	80058	LS-147(F)/F1	INTERCOMMUNICATION.....
2	6	PDGFD	5805-00-543-0012	80058	TA-312/PT	TELEPHONE SET.....
2	7	PDUDD	5820-01-082-0814	80058	AM-4323(I)/GRC-10 3(V)	AMPLIFIER-FREQUENCY.....
2	8	PDUFD	5820-00-824-0830	80058	T-983(P)(I)/GRC-1 03(V)	TRANSMITTER,RADIO.....
2	9	PDDDD	5820-00-930-8078	80058	TD-754/G	MULTIPLEXER.....
2	10	PDDDD	5805-00-884-2176	80058	TD-202/U	MULTIPLEXER.....
2	11	XBUFF	5805-00-926-2627	80058	CY-6097/U	CASE,ELEK,EQUP.....
2	12	PAGZZ	5995-00-935-2662	90073	456-250	CABLE ASSY,RAD FREQ.....
2	13	PAOZZ		80063	SC-C-913783	INAMEPLATE.....
2	14	PAUZZ		80063	SC-C-595537	PL AND KEY ASSY.....
2	15	PDUDD	5411-01-116-7310	80058	S-583(I)/TRC-151(I) (V)	SHELTER, NONEXPENDAB.....



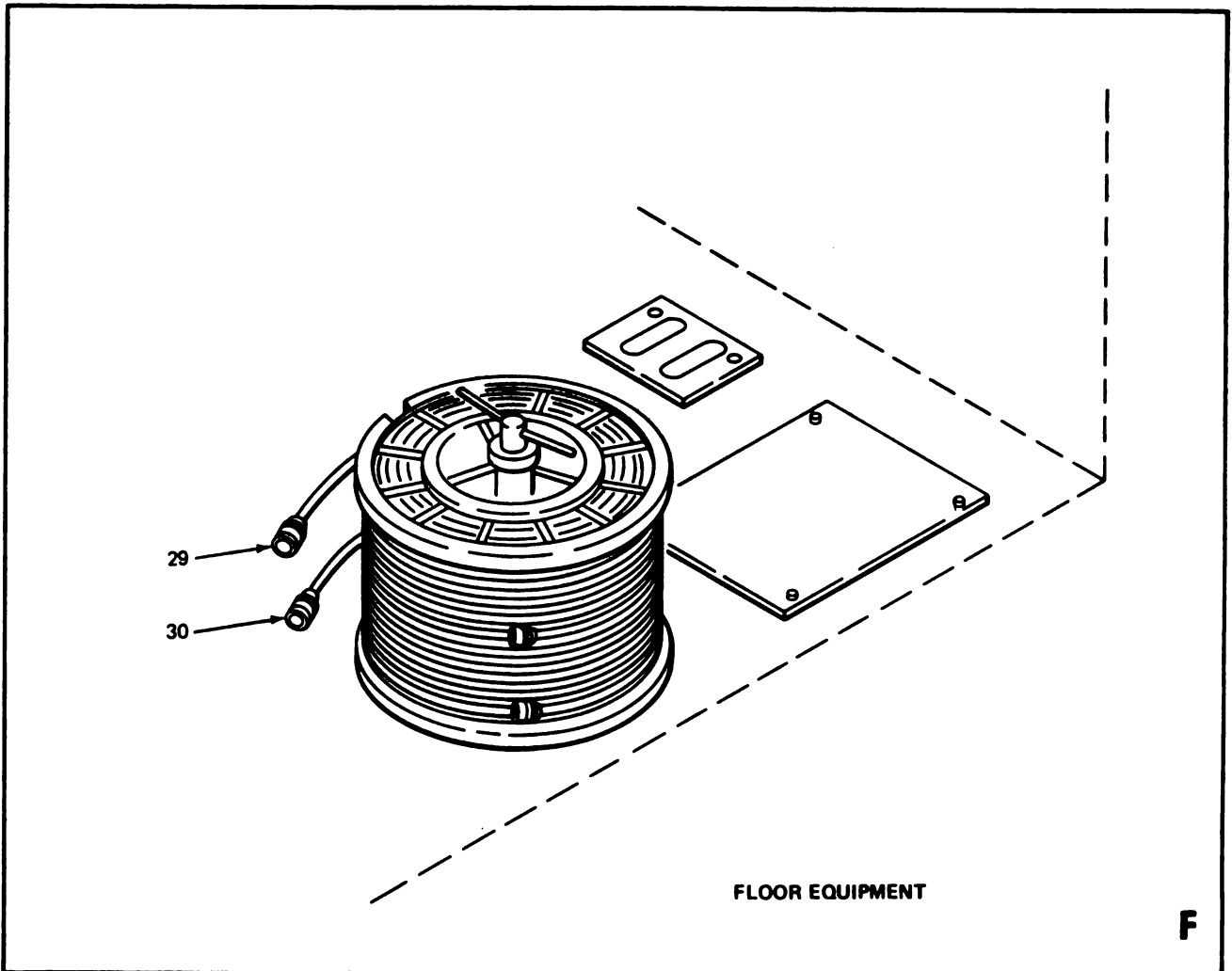
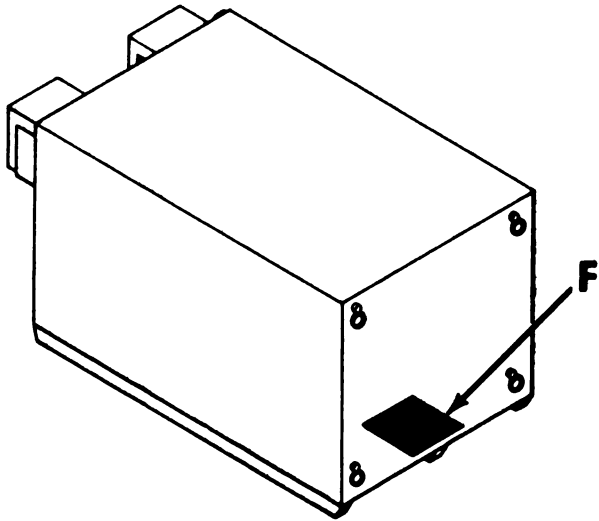
EL8KK007

Figure 3. Shelter, Electrical Equipment S-583()/TRC-151(V)
Roadside, Curbside and Floor Installations (Sheet 1 of 3).



EL8KK008

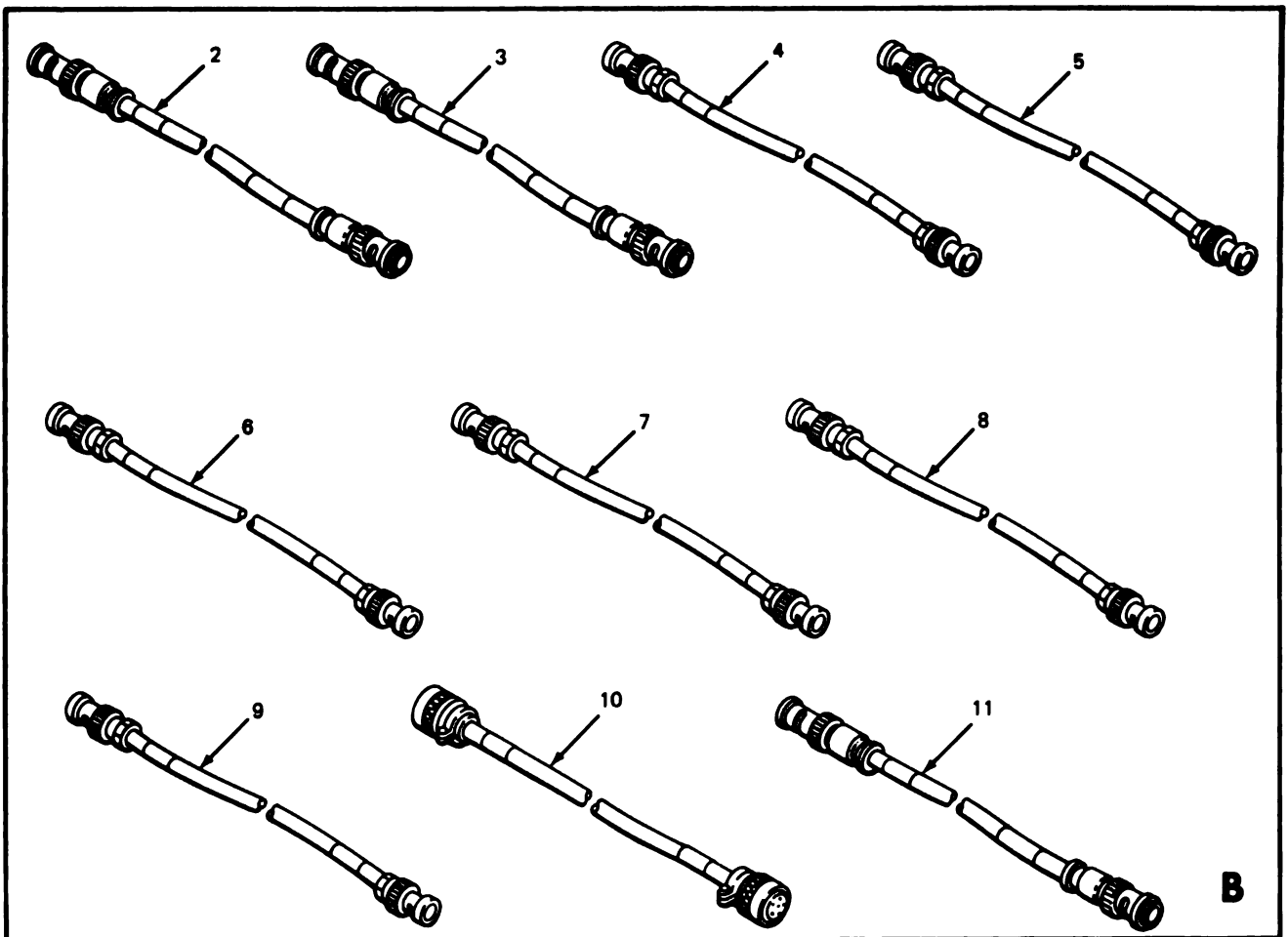
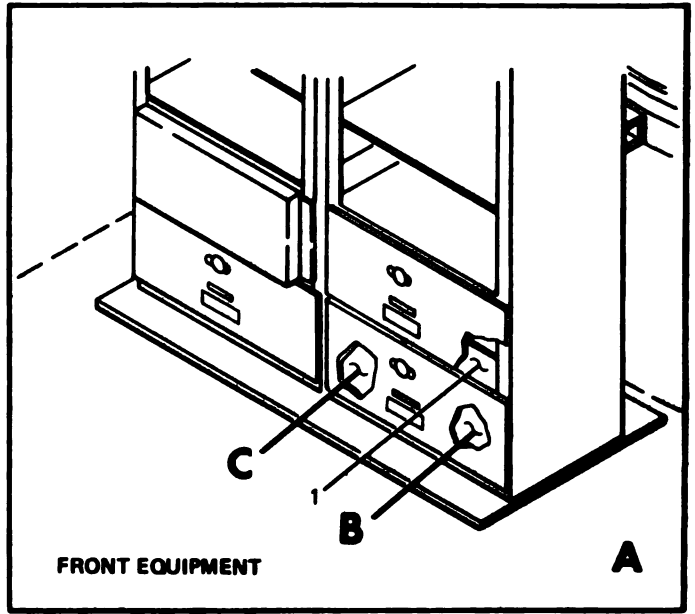
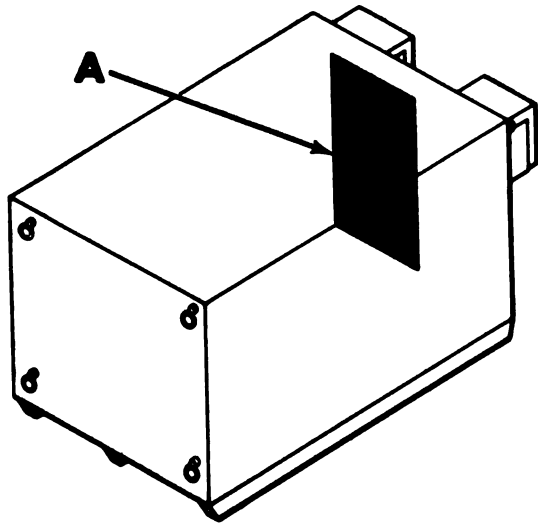
Figure 3. Shelter, Electrical Equipment S-583()/TRC-151(V)
Roadside, Curbside and Floor Installations (Sheet 2 of 3).



EL8KK009

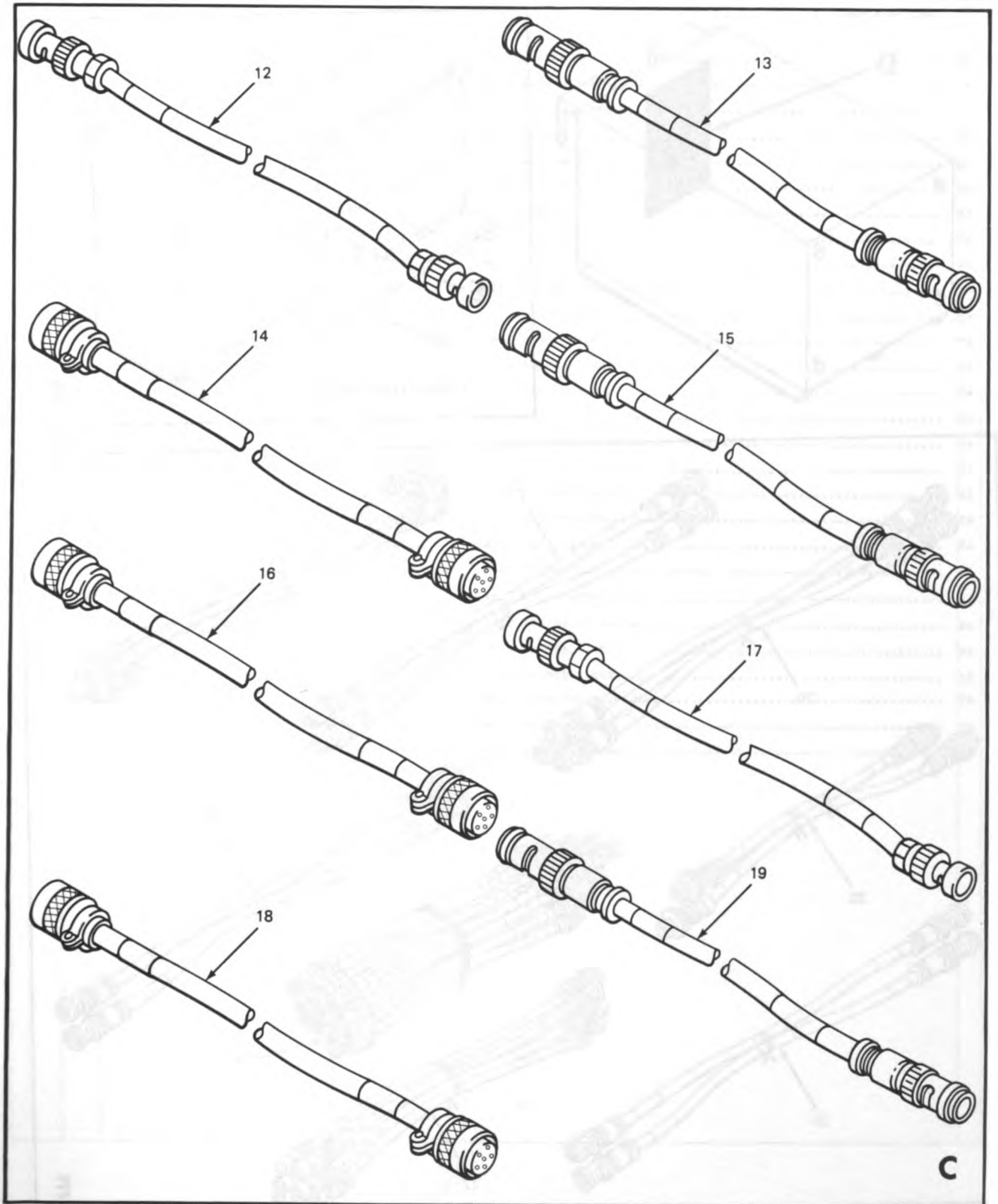
Figure 3. Shelter, Electrical Equipment S-583()/TRC-151(V)
Roadside, Curbside and Floor Installations (Sheet 3 of 3).

(1) ILLUSTRATION		(2)	(3)	(4)	(5)	(6)	(7)	(8)
(a) FIG NO.	(b) ITEM NO.	SMR CODE	NATIONAL STOCK NUMBER	FSCM	PART NUMBER	DESCRIPTION	USABLE ON CODE	QTY INC IN UNIT
						GROUP 01 SHELTER, ELECTRICAL EQUIPMENT S-583()/TRC-151(V)ROADSIDE, CURBSIDE AND FLOOR INSTALLATIONS		
3	1	PAOZZ	5975-00-224-5260	80058	MX-148/G	ROD, GROUND.....	EA	2
3	2	PAOZZ	2540-00-892-6243	80063	SC-D-108737	LADDER, VEHICLE BOAR.....	EA	1
3	3	PAOZZ	6150-00-495-1214	80063	SC-B-539492	LEAD, ELECTRICAL.....	EA	1
3	4	PAOFF		80063	SC-D-914266	SHELF ASSEMBLY, EQUIP.....	EA	1
3	5	XDFZZ	5310-00-014-5850	96906	MS27183-42	WASHER, FLAT.....	EA	1
3	6	XDFZZ		80063	SC-B-914267	STRAP ASSY.....	EA	1
3	7	XDFZZ		81349	TYPE IIA	WEBBING.....	EA	1
3	8	XDFZZ		81349	TYPE III, CL3	GROMMET.....	EA	1
3	9	PAOFF		80063	SC-D-784101-015	CABLE ASSY, RF.....	EA	1
3	10	PAOFF		80063	SC-D-784101-010	CABLE ASSY, RF.....	EA	1
3	11	PAOFF		80063	SC-D-784101-005	CABLE ASSY, RF.....	EA	1
3	12	PAOFF		80063	SC-D-784101-000	CABLE ASSY, RF.....	EA	1
3	13	PAOFF		80063	SC-D-784108-005	CABLE ASSY, RF.....	EA	1
3	14	PAOFF		80063	SC-D-784106-050	CABLE ASSEMBLY, AUD.....	EA	1
3	15	PAOFF		80063	SC-D-784106-045	CABLE ASSEMBLY, AUD.....	EA	1
3	16	PAOFF		80063	SC-D-784106-040	CABLE ASSEMBLY, AUD.....	EA	1
3	17	PAOFF		80063	SC-D-784108-020	CABLE ASSY, RF.....	EA	1
3	18	PAOFF		80063	SC-D-784106-115	CABLE ASSEMBLY, AUD.....	EA	1
3	19	PAOFF		80063	SC-D-784101-200	CABLE ASSY, RF.....	EA	1
3	20	PAOFF		80063	SC-D-784106-120	CABLE ASSEMBLY, AUD.....	EA	1
3	21	PAOFF		80063	SC-D-784101-205	CABLE ASSY, RF.....	EA	1
3	22	PAOFF		80063	SC-D-784106-125	CABLE ASSEMBLY, AUD.....	EA	1
3	23	PAOFF		80063	SC-D-784108-140	CABLE ASSY, RF.....	EA	1
3	24	PAOFF		80063	SC-D-784108-125	CABLE ASSY, RF.....	EA	1
3	25	PAOFF		80063	SC-D-913971-002	CABLE ASSY, SP, ELECT.....	EA	1
3	26	PAOFF		80063	SC-D-784101-190	CABLE ASSY, RF.....	EA	1
3	27	PAOFF		80063	SC-D-913971-002	CABLE ASSY, SP, ELEC.....	EA	1
3	28	PAOFF		80063	SC-D-784101-195	CABLE ASSY, RF.....	EA	1
3	29	PAOFF	5995-00-935-2686	80058	CX-7705A/U(15FT)	CABLE ASSEMBLY, PWR.....	EA	1
3	30	PAOFF		80058	CX-7453/U(100FT)	CABLE ASSY, PWR, ELEK.....	EA	1



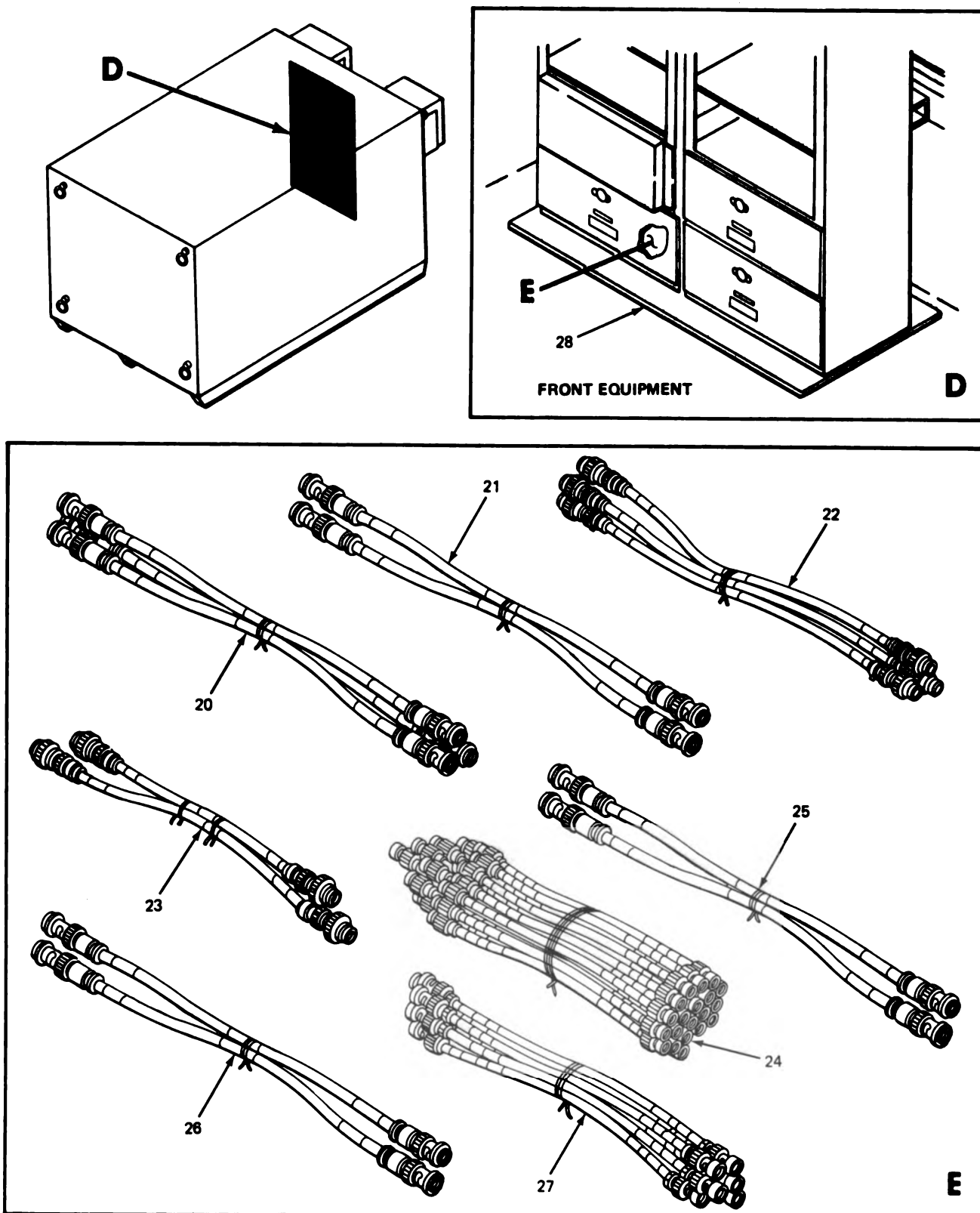
EL8KK010

Figure 4. Shelter, Electrical Equipment S-583()/TRC-151(V)
Storage Drawer Assemblies (Sheet 1 of 3).



EL8KK011

Figure 4. Shelter, Electrical Equipment S-583()/TRC-151(V)
Storage Drawer Assemblies (Sheet 2 of 3).



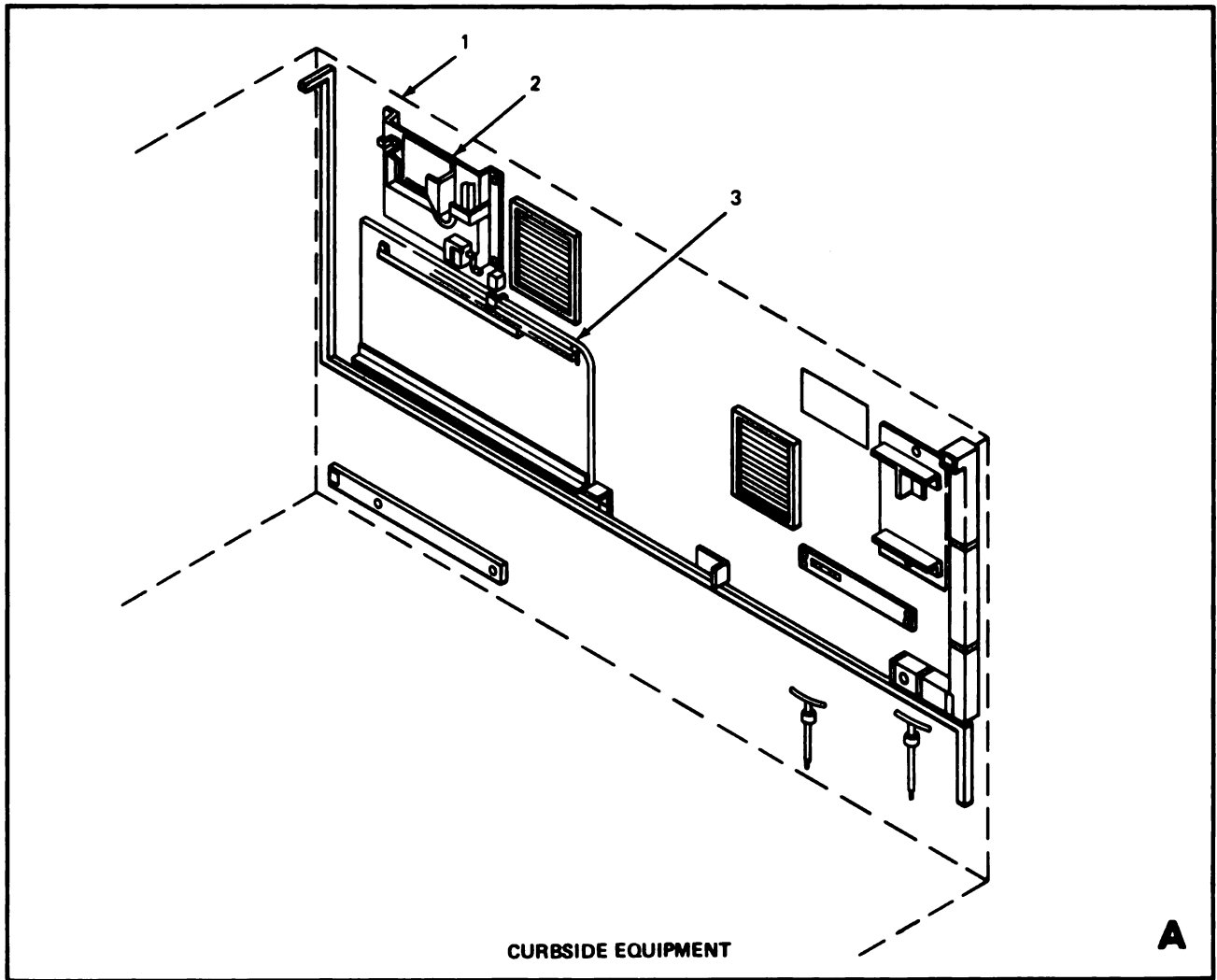
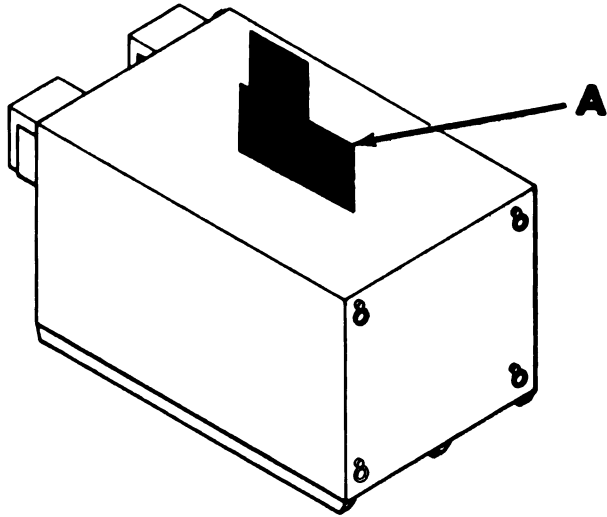
EL8KK012

Figure 4. Shelter, Electrical Equipment S-583()/TRC-151(V)
Storage Drawer Assemblies (Sheet 3 of 3).

SECTION II

TM 11-5820-204-24P

(1) ILLUSTRATION		(2)	(3)	(4)	(5)	(6)	(7)	(8)
(B) FIG NO	(D) ITEM NO	SMR CODE	NATIONAL STOCK NUMBER	FSCM	PART NUMBER	DESCRIPTION USABLE ON CODE	U/M	QTY INC IN UNIT
4	1	XBOFF		80063	SC-D-913967	CUSHION ASSEMBLY.....	EA	1
4	2	PAOFF		80063	SC-D-784108-035	CABLE ASSEMBLY,RF.....	EA	1
4	3	PAOFF		80063	SC-D-784108-155	CABLE ASSEMBLY,RF.....	EA	1
4	4	PAOFF		80063	SC-D-784101-025	CABLE ASSEMBLY,RF.....	EA	1
4	5	PAOFF		80063	SC-D-784101-215	CABLE ASSEMBLY,RF.....	EA	1
4	6	PAUFF		80063	SC-D-784101-035	CABLE ASSEMBLY,RF.....	EA	1
4	7	PAOFF		80063	SC-D-784101-225	CABLE ASSEMBLY,RF.....	EA	1
4	8	PAOFF		80063	SC-D-784101-030	CABLE ASSEMBLY,RF.....	EA	1
4	9	PAOFF		80063	SC-D-784101-220	CABLE ASSEMBLY,RF.....	EA	1
4	10	PAOFF		80063	SC-D-784106-030	CABLE ASSEMBLY,AUD.....	EA	1
4	11	PAOFF		80063	SC-D-784113-125	CABLE ASSEMBLY,RF.....	EA	1
4	12	PAOFF		80063	SC-D-784101-210	CABLE ASSEMBLY,RF.....	EA	1
4	13	PACFF		80063	SC-D-784113-140	CABLE ASSEMBLY,RF.....	EA	1
4	14	PACFF		80063	SC-D-784106-090	CABLE ASSEMBLY,AUD.....	EA	1
4	15	PAOFF		80063	SC-D-784113-005	CABLE ASSEMBLY,RF.....	EA	1
4	16	PAOFF		80063	SC-D-784106-105	CABLE ASSEMBLY,AUD.....	EA	1
4	17	PAUFF		80063	SC-D-784101-020	CABLE ASSEMBLY,RF.....	EA	1
4	18	PAOFF		80063	SC-D-784106-015	CABLE ASSEMBLY,AUD.....	EA	1
4	19	PAUFF		80063	SC-D-784113-020	CABLE ASSEMBLY,RF.....	EA	1
4	20	PAOFF		80063	SC-D-784126	CABLE ASSY,PATCH.....	EA	3
4	21	PAOFF		80063	SC-D-784100-956	CABLE ASSEMBLY,RF.....	EA	2
4	22	PAOFF		80063	SC-D-784125	CABLE ASSY,PATCH.....	EA	3
4	23	PAOFF		80063	SC-D-784124	CABLE ASSEMBLY, PATCH	EA	2
4	24	PAOFF		80063	SC-D-784100-955	CABLE ASSEMBLY,RF.....	EA	20
4	25	PAOFF		80063	SC-D-784127	CABLE ASSEMBLY,AUD.....	EA	2
4	26	PAOFF		80063	SC-D-784124	CABLE ASSY,PATCH.....	EA	2
4	27	PAOFF		80063	SC-D-784100-955	CABLE ASSEMBLY,RF.....	EA	20
4	28	PAOFF		80063	SC-D-784127	CABLE ASSEMBLY,AUD.....	EA	2



EL8KK013

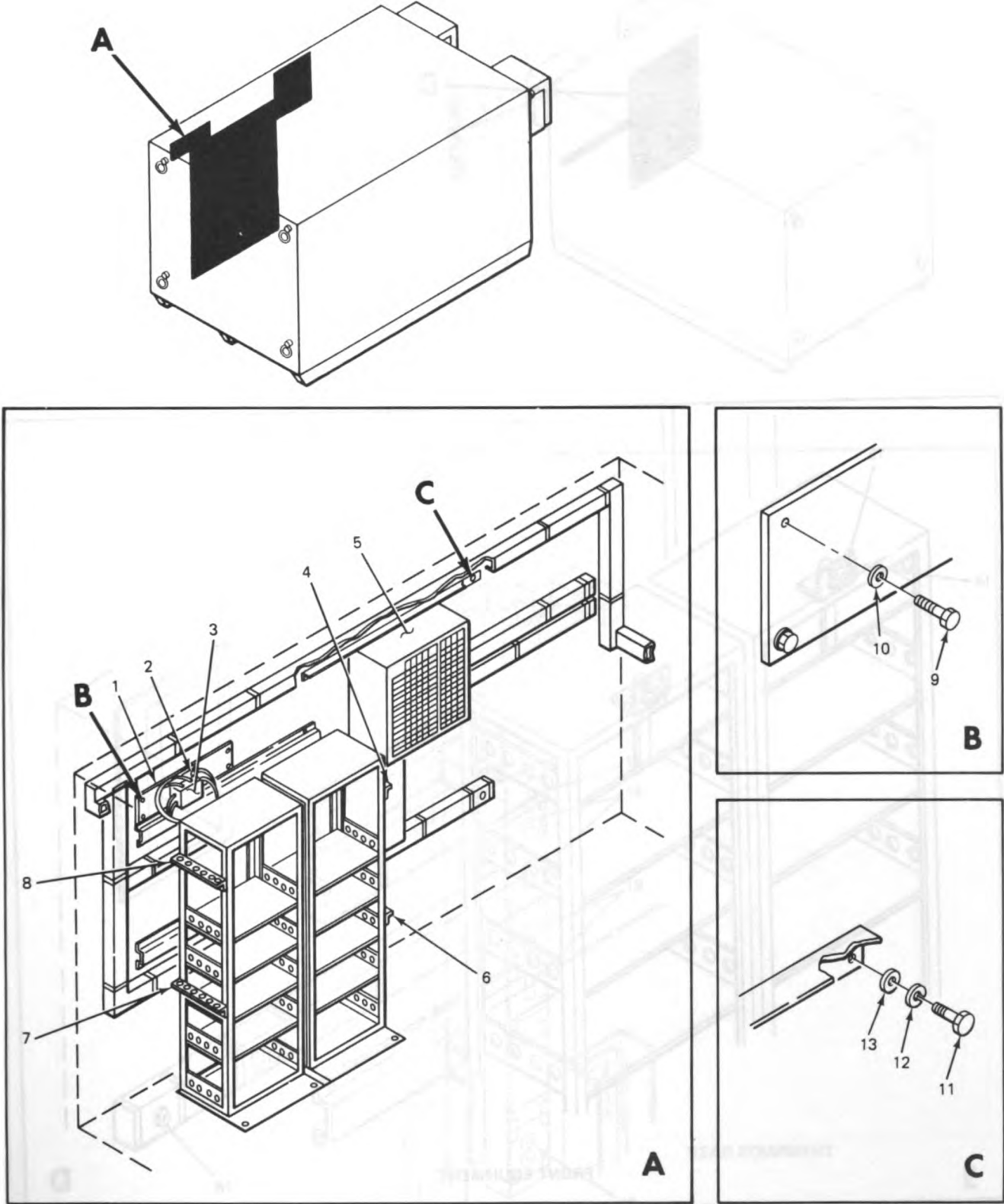
Figure 5. Bracket Installations, Curbside Wall.

SECTION II

JM 11-5820-894-24P

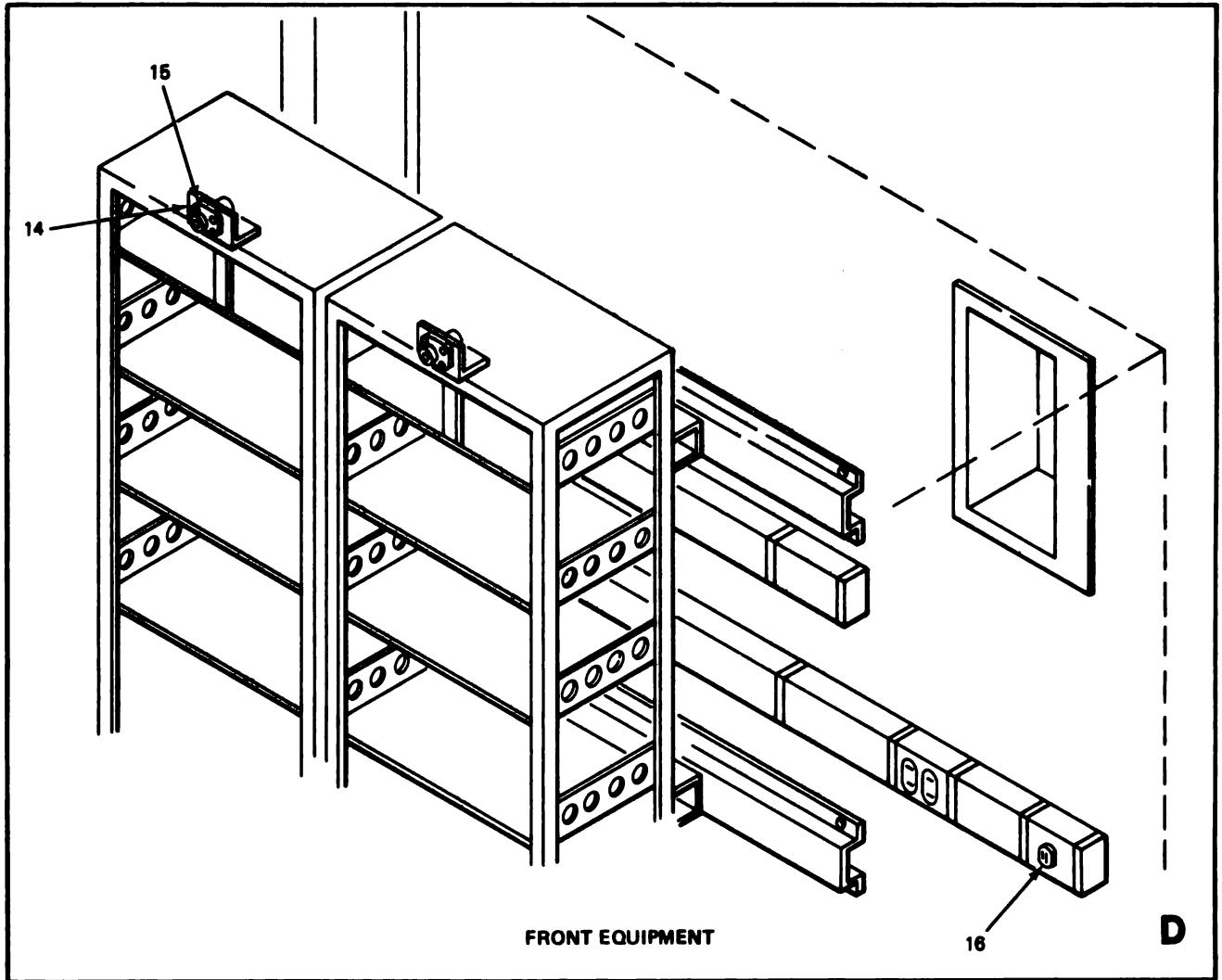
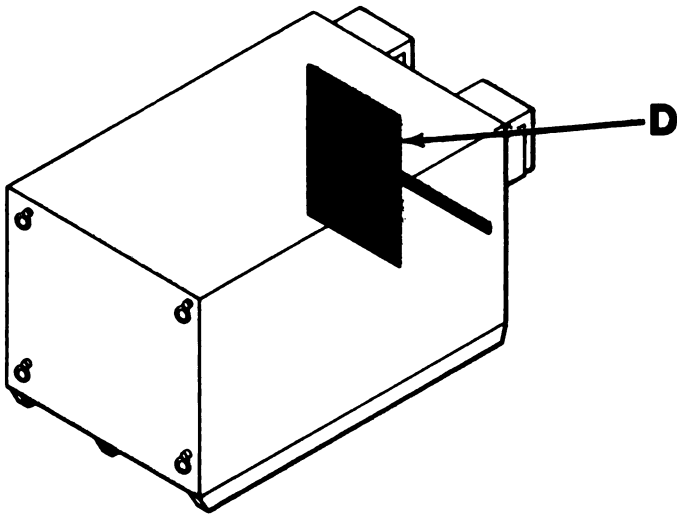
(1) ILLUSTRATION		(2)	(3)	(4)	(5)	(6)	(7)	(8)
(a) FIG NO	(b) ITEM NO	SMR CODE	NATIONAL STOCK NUMBER	FBCM	PART NUMBER	DESCRIPTION USABLE ON CODE	U/M	QTY INC IN UNIT
						GROUP 0101 BRACKET INSTALLATIONS CURBSIDE WALL		
5	1	XBFFF		80063	SC-D-913780	UTILITIES, INSTL.....	EA	1
5	2	XBFFF		80063	SC-D-914091	PANEL ASSEMBLY.....	EA	1
5	3	XBFFF		80063	SC-D-914831	TABLE ASSEMBLY.....	EA	1

19/120 BLANK



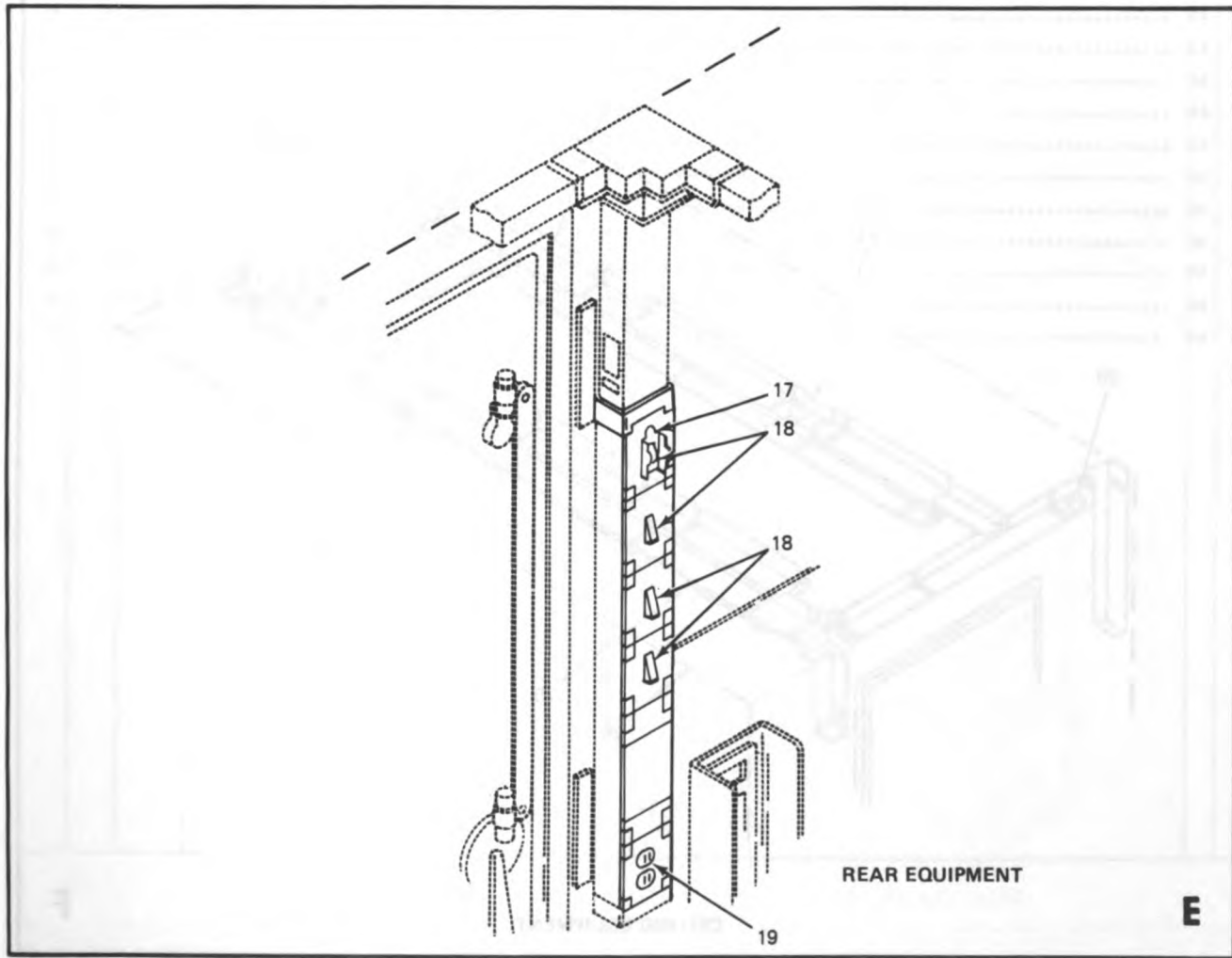
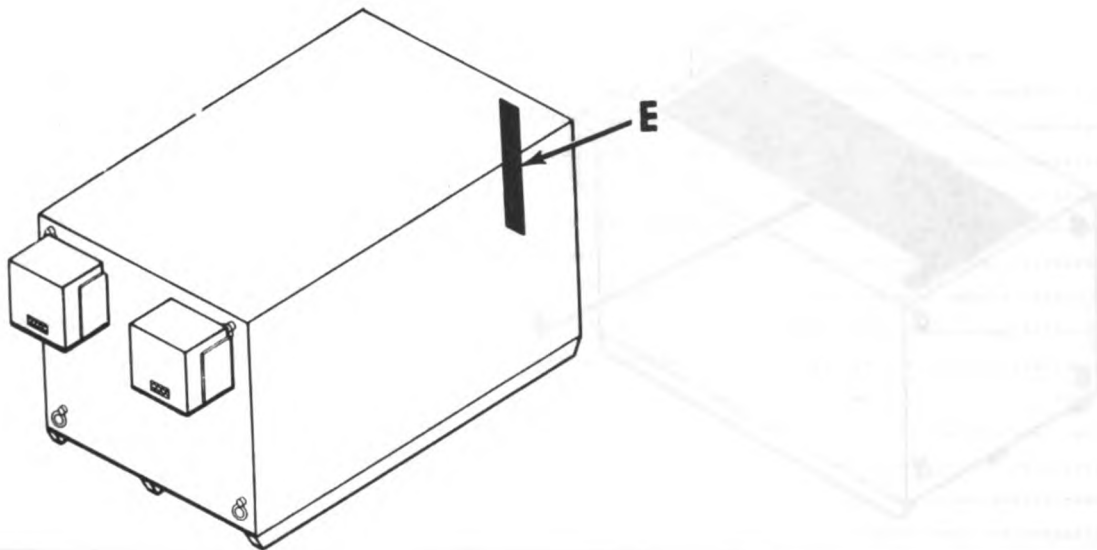
EL8KK014

Figure 6. Utilities Installation (Sheet 1 of 4).



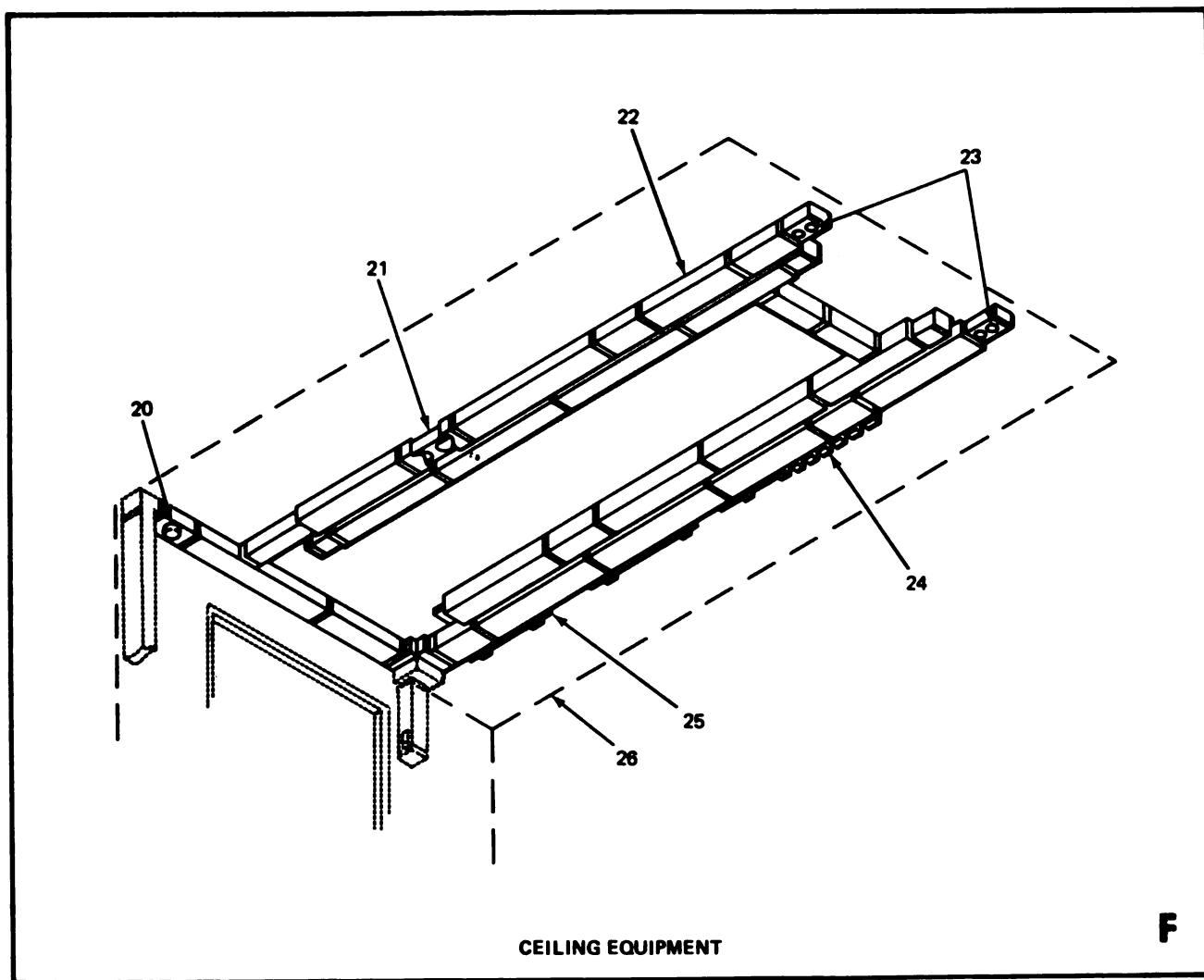
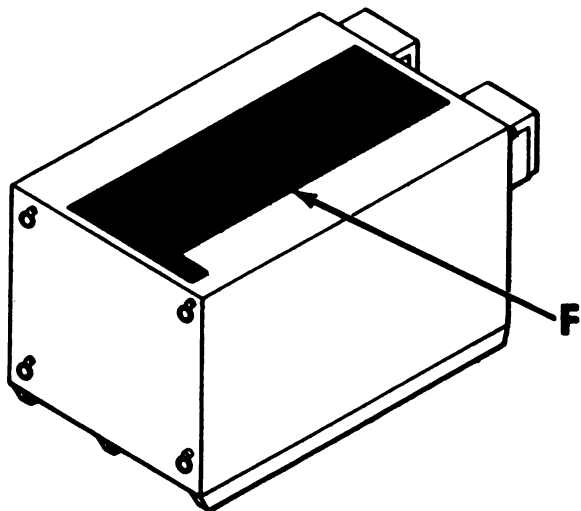
EL8KK015

Figure 6. Utilities Installation (Sheet 2 of 4).



EL8KK016

Figure 6. Utilities Installation (Sheet 3 of 4).



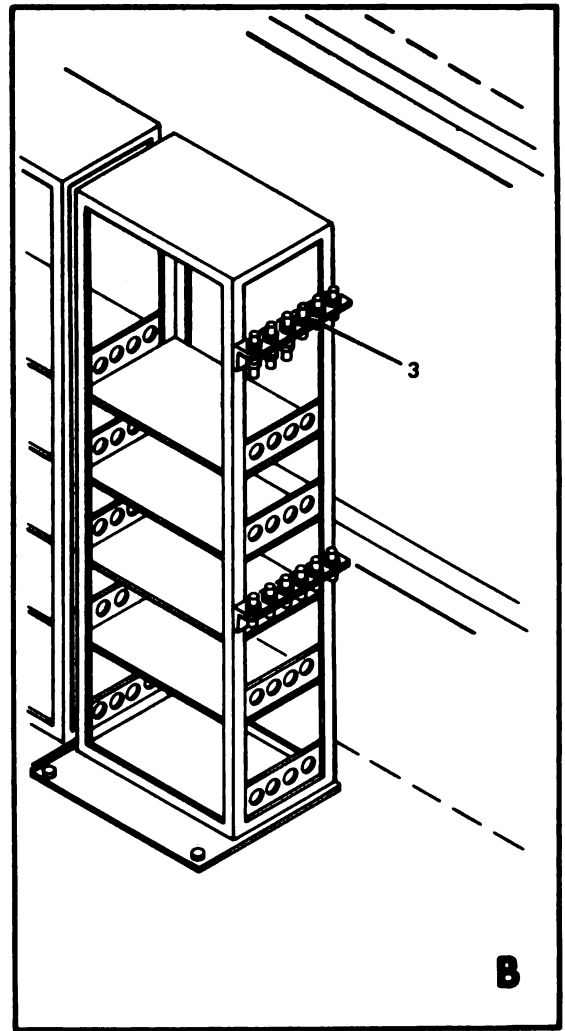
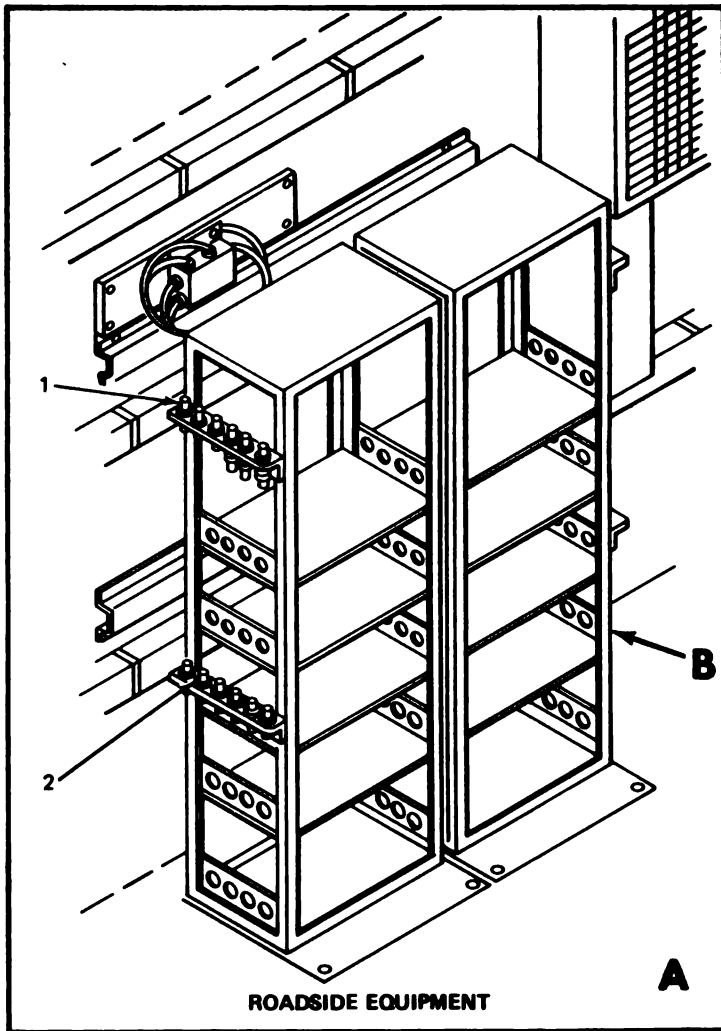
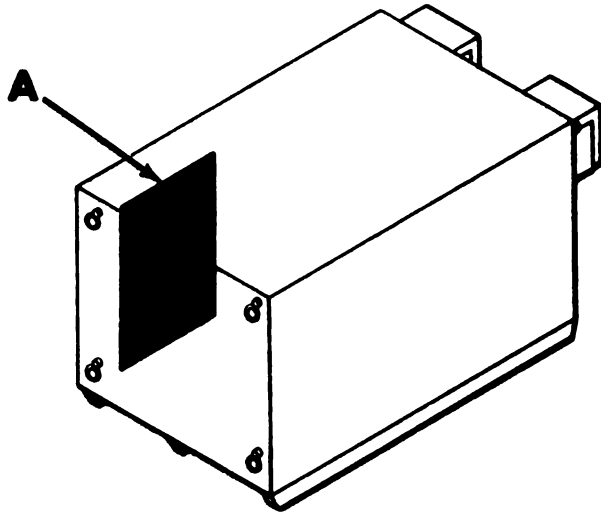
EL8KK017

Figure 6. Utilities Installation (Sheet 4 of 4).

SECTION II

TM 11-5820-R30-24P

(1) ILLUSTRATION		(2)	(3)	(4)	(5)	(6)	(7)	(8)
(a) FIG NO	(b) ITEM NO	SMR CODE	NATIONAL STOCK NUMBER	FSCM	PART NUMBER	DESCRIPTION	USABLE ON CODE	QTY INC IN UNIT
						GROUP 010101 UTILITIES INSTALLATION		
6	1	PAFZZ	5975-01-122-5929	80063	SC-C-913931	PLATE, WALL, ELEC.....	EA	1
6	2	PAFZZ	5310-00-088-1251	96906	MS51922-1	NUT, SLFLKG HEX H HEXAGON HEAD.....	EA	4
6	3	XBFFF		80063	SC-B-947839	SWITCH BOX ASSEMBLY.....	EA	1
6	4	PAFZZ		80063	SC-C-913927	BRACKET INTCON.....	EA	1
6	5	XBFFF		80063	SC-D-913814	PATCH PANEL ASSY.....	EA	1
6	6	PAFZZ		80063	SC-C-913930	BRACKET ASSY (BYP).....	EA	1
6	7	PAFZZ		80063	SC-C-913929	BRACKET ASSY (BYP).....	EA	1
6	8	PAFZZ		80063	SC-C-913926	BRACKET INTCON.....	EA	1
6	9	PAFZZ	5305-00-225-3842	96906	MS90720-9	SCREW, CAP, HEXAGON H.....	EA	4
6	10	PAFZZ	5310-00-809-4058	96906	MS27103-10	WASHER, FLAT.....	EA	8
6	11	PAFZZ	5306-00-225-8500	96906	MS90725-35	BOLT, MACHINE.....	EA	6
6	12	PAFZZ	5310-00-407-9566	96906	MS35338-45	WASHER, LOCK.....	EA	10
6	13	PAFZZ	5310-00-081-4219	96906	MS27103-12	WASHER, FLAT.....	EA	6
6	14	PAFZZ		80063	SC-D-913978	BRACKET FDM LOOP.....	EA	1
6	15	PAUZZ	5935-00-903-8444	96906	MS3119E-8-4	ADAPTER, CONNECTOR.....	EA	2
6	16	PAFZZ	5935-01-024-4028	81348	MS596/41-2	CONNECTOR, RCPT.....	EA	3
6	17	XBFFF		80063	SC-B-681026	GUARD SWITCH.....	EA	1
6	18	PAFZZ	5930-00-660-5584	81348	MS896/2-02A	SWITCH, TOGGLE.....	EA	4
6	19	PAFZZ	5935-01-058-9269	81348	MS596/40-2	CONNECTOR, RCPT.....	EA	2
6	20	PAFZZ	6250-00-153-6466	81348	M-L-142	LAMPHOLDER.....	EA	2
6	21	PAOZZ		80063	SC-D-681633	LAMP, INCANDESCENT.....	EA	4
6	22	PAFZZ	6210-01-034-1940	80063	SC-D-681036	FIXTURE, LIGHTING.....	EA	15
6	23	PAFZZ	5935-00-999-6934	75582	5225	RCPT AND SWITCH.....	EA	2
6	24	PAOZZ	6250-00-194-4794	80063	SC-B-539504	STARTER, FLUORESCENT.....	EA	5
6	25	PAOZZ	6240-00-152-2996	80063	SC-C-539495	LAMP, FLUORESCENT.....	EA	3
6	27	XBFFF		80063	SC-D-913781	UTILITIES, INSTL.....	EA	1



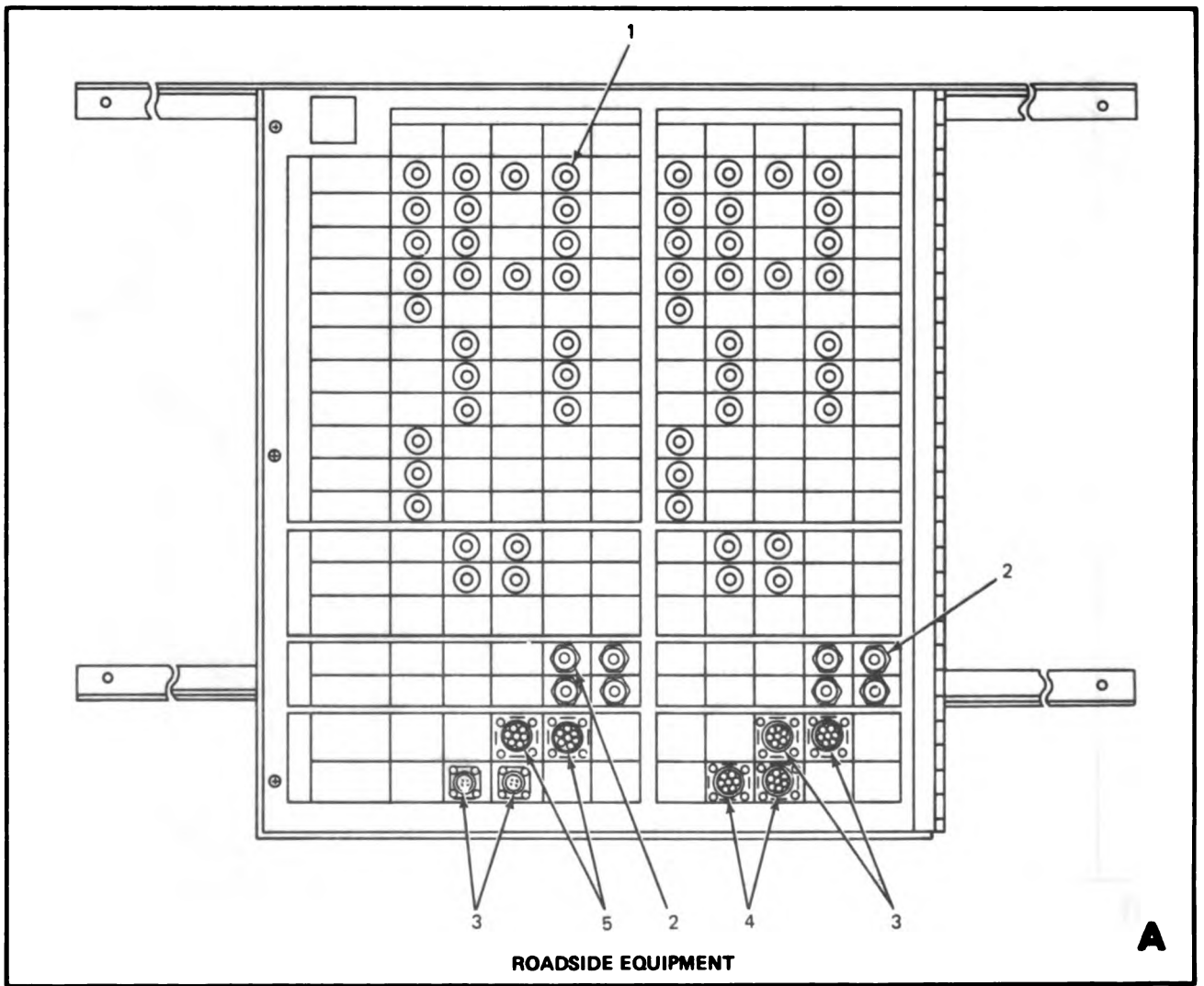
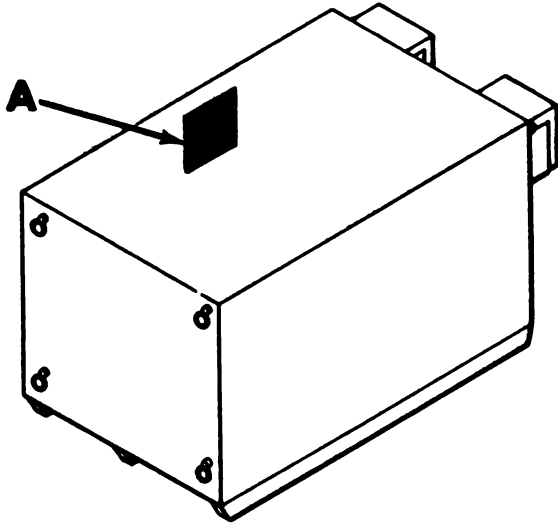
EL8KK018

Figure 7. Bracket Interconnect Installation.

SECTION II

TM 11-5820-894-24P

(1) ILLUSTRATION		(2)	(3)	(4)	(5)	(6) DESCRIPTION	(7)	(8)
(A) FIG NO	(B) ITEM NO	SMR CODE	NATIONAL STOCK NUMBER	FBCM	PART NUMBER	USABLE ON CODE	U/M	QTY INC IN UNIT
						GROUP 01010101 BRACKET INTERCONNECT INSTALLATION		
7	1	XBFZZ		81349	SC-C-784173	FEEDTHRU.....	EA	8
7	2	PAFZZ	5935-00-823-0308	81349	M55339/13-00492	ADAPTER,CONNECTOR.....	EA	12
7	3	PAFZZ	5985-00-459-1469	91836	KC-89-82	DUMMY LOAD GROUP,EL.....	EA	3



ELBKK019

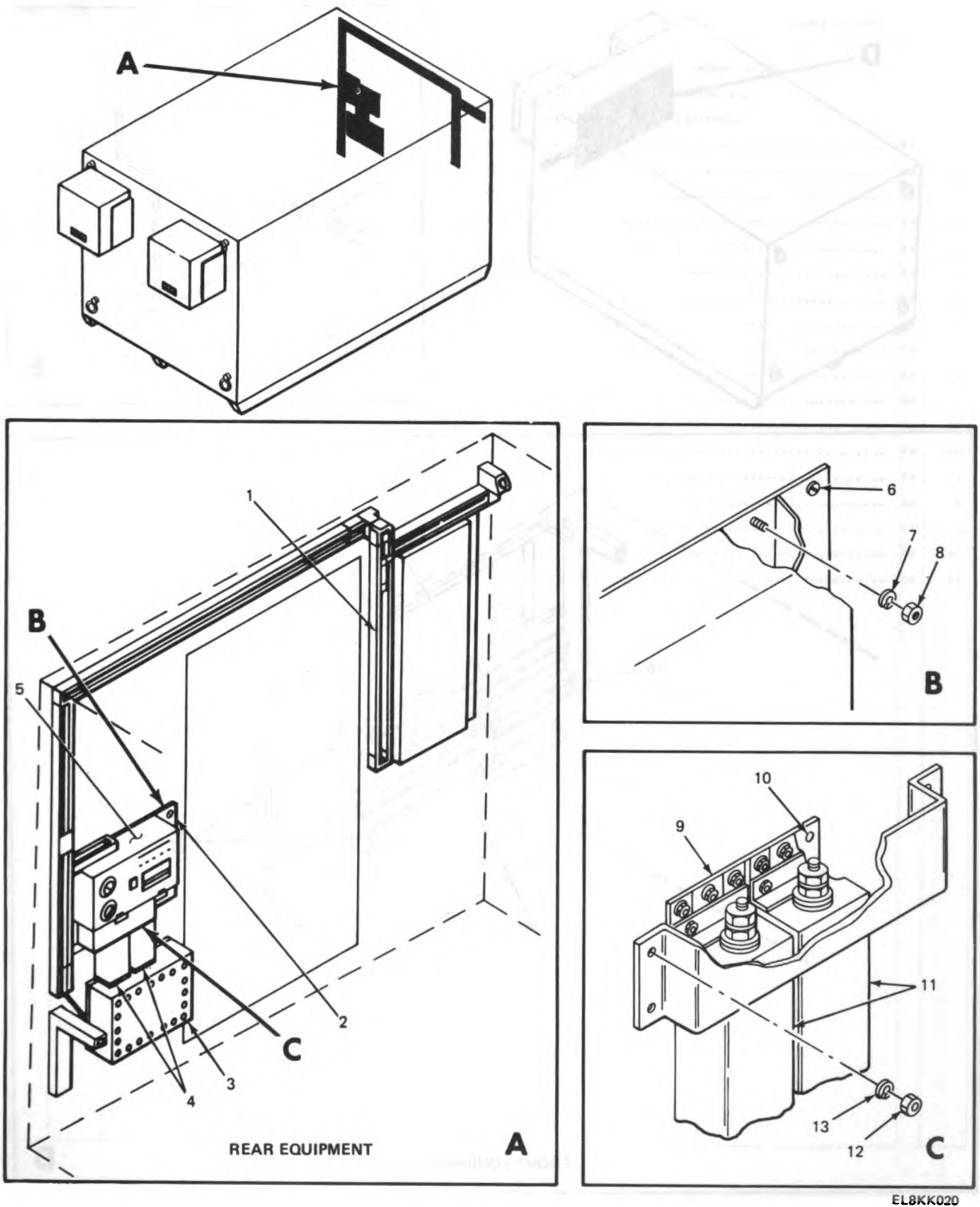
Figure 8. Patch Panel Assembly.

SECTION II

TN 11-5820-894-24P

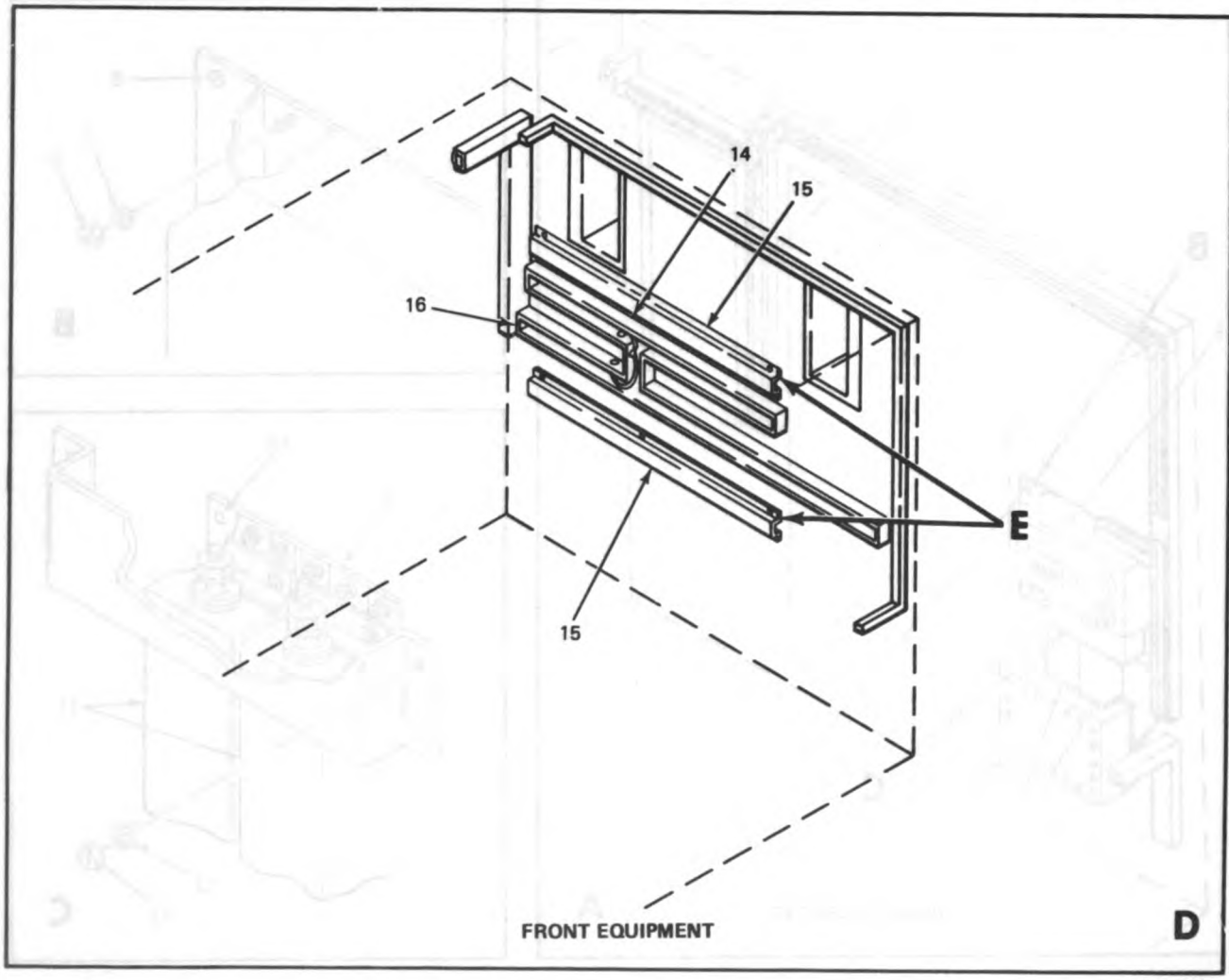
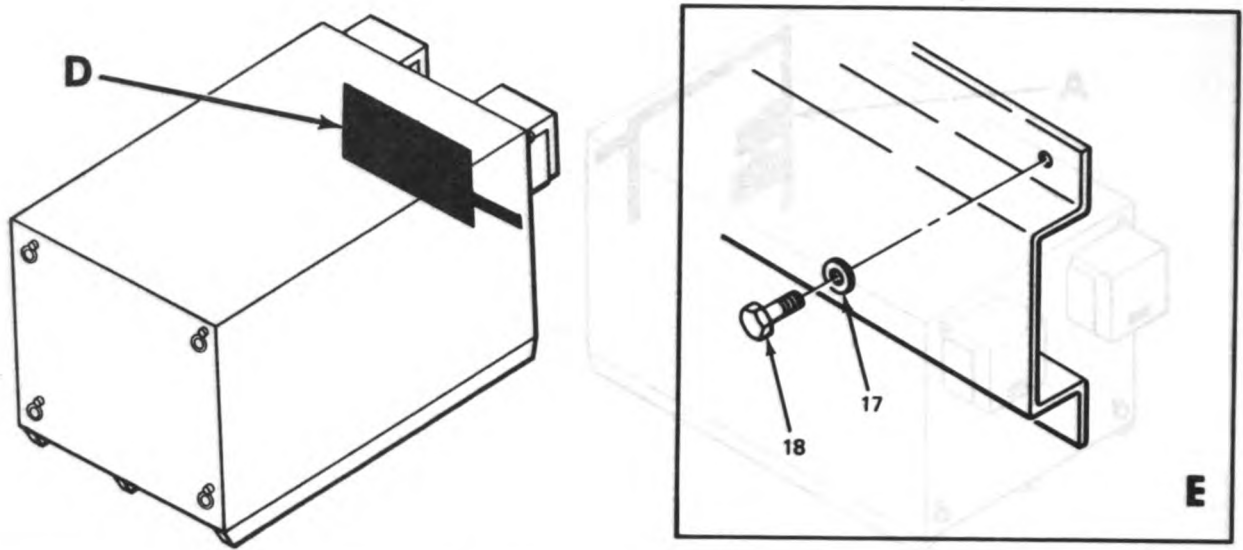
(1) ILLUSTRATION		(2)	(3)	(4)	(5)	(6)	(7)	(8)
(a) FIG NO	(b) ITEM NO.	SMR CODE	NATIONAL STOCK NUMBER	FSCM	PART NUMBER	DESCRIPTION	USABLE ON CODE	QTY INC IN UNIT
8	1	PAFZZ	5935-00-823-0308	81349	M55339/13-00492	ADAPTER, CONNECTOR.....		56
8	2	PAFZZ		80063	SC-C-784512	ADAPTER, MHV.....	EA	8
8	3	PAFZZ	5935-00-958-9567	96906	MS3119E12-10	ADAPTER, CONNECTOR.....	EA	2
8	4	PAFZZ	5935-00-903-8444	96906	MS3119E8-4	ADAPTER, CONNECTOR.....	EA	4
8	5	PAFZZ	5935-01-110-7044	96906	MS3119E12-8	CONNECTOR, RECEPTACL.....	EA	2

29/ (30 BLANK)



ELBKK020

Figure 9. Utilities Installation, Front and Rear Wall Equipment (Sheet 1 of 2).



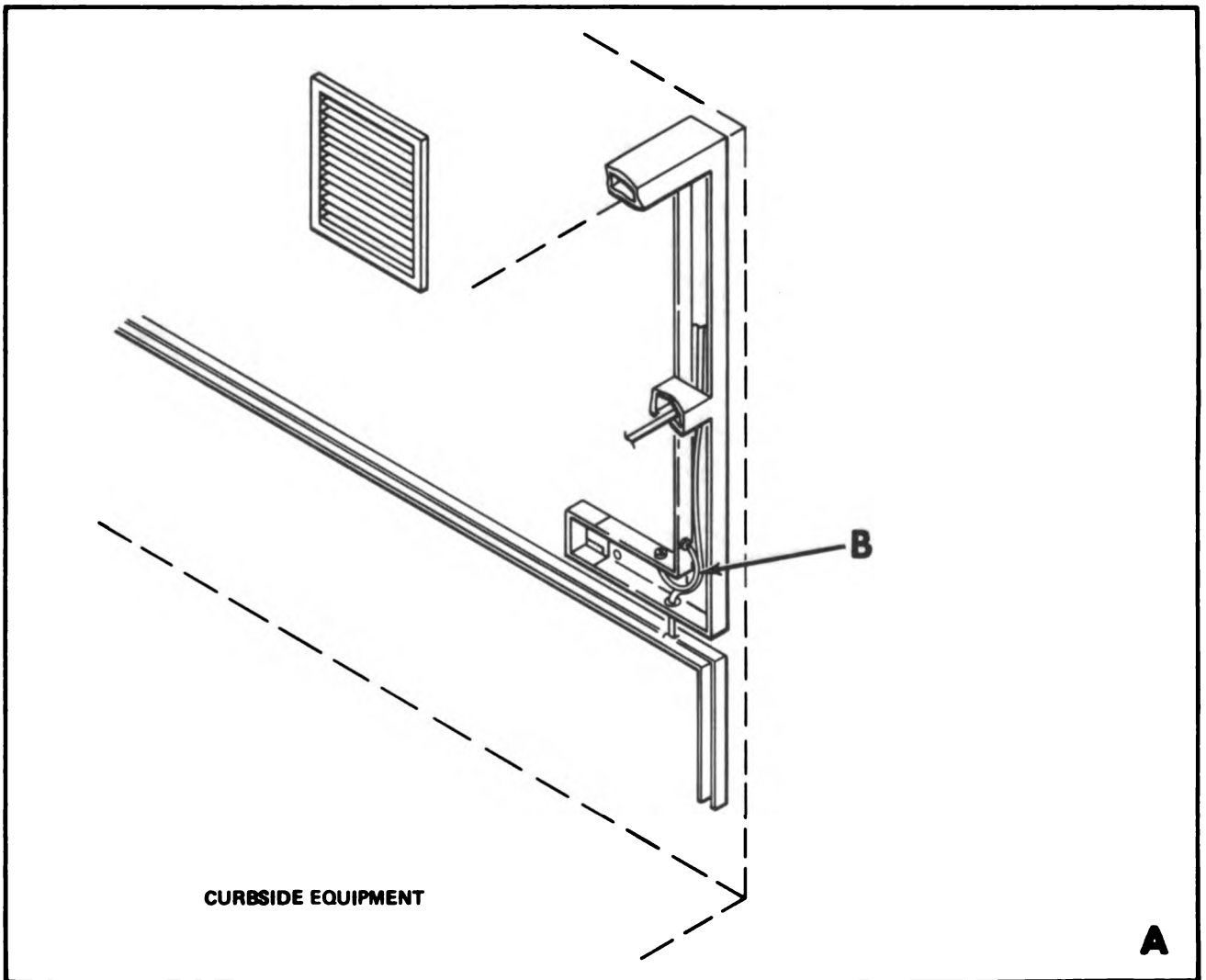
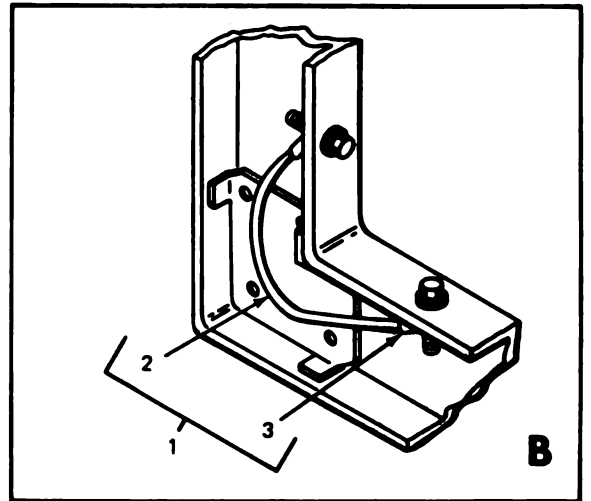
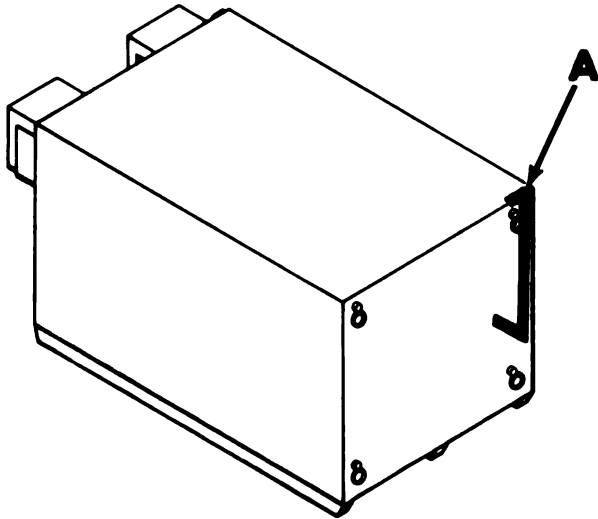
EL8KK021

Figure 9. Utilities Installation, Front and Rear Wall Equipment (Sheet 2 of 2).

SECTION II

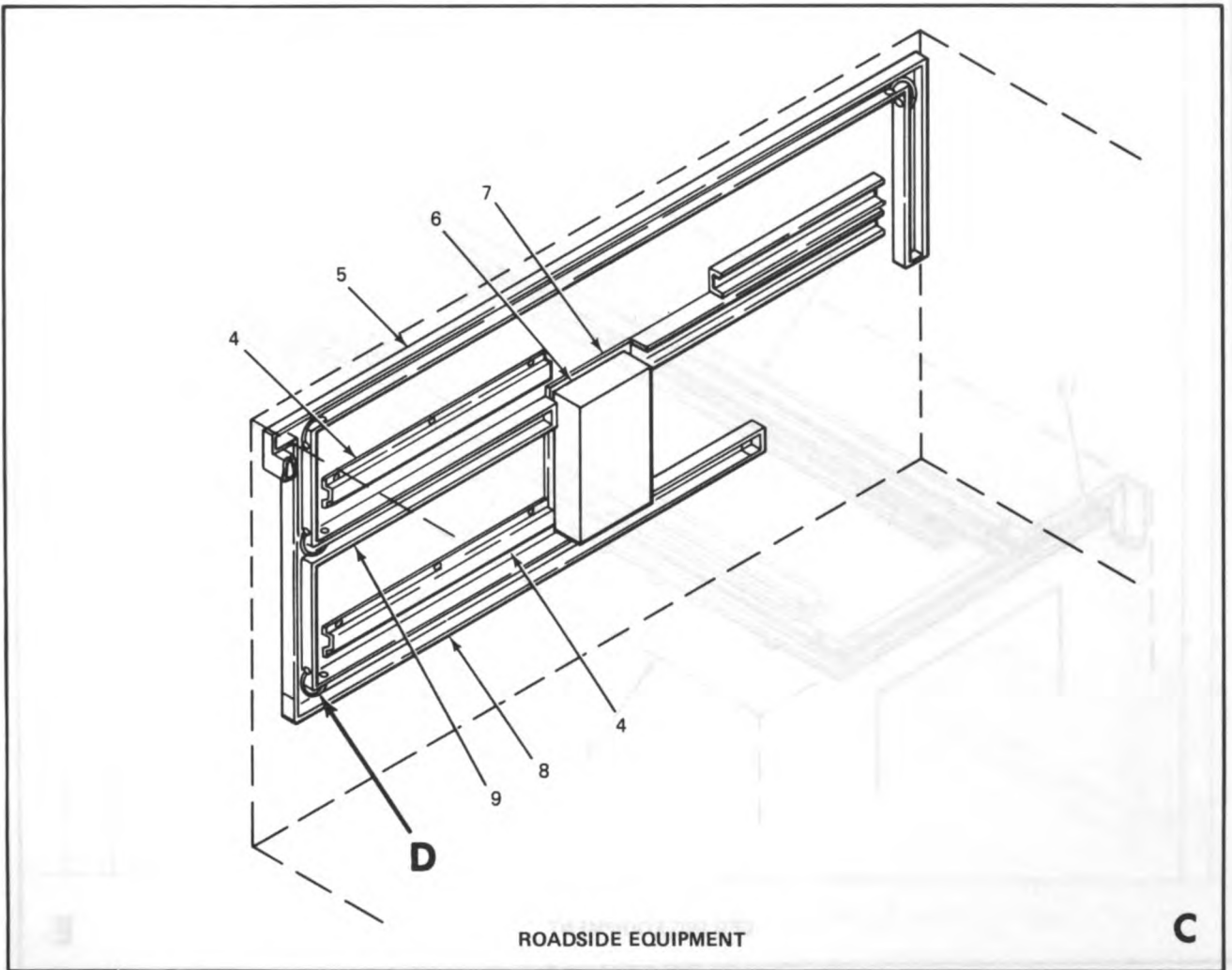
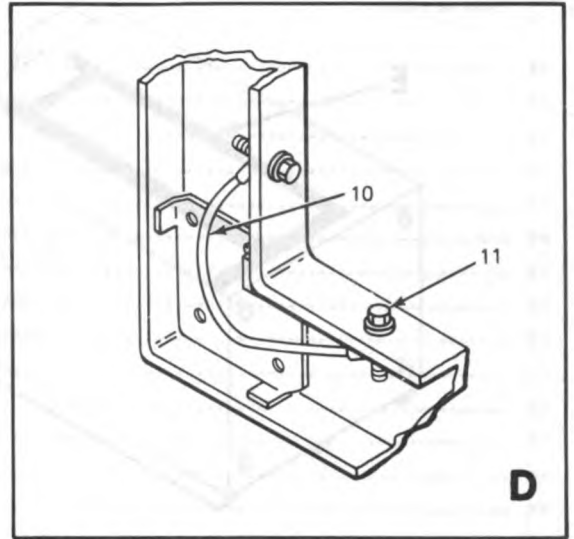
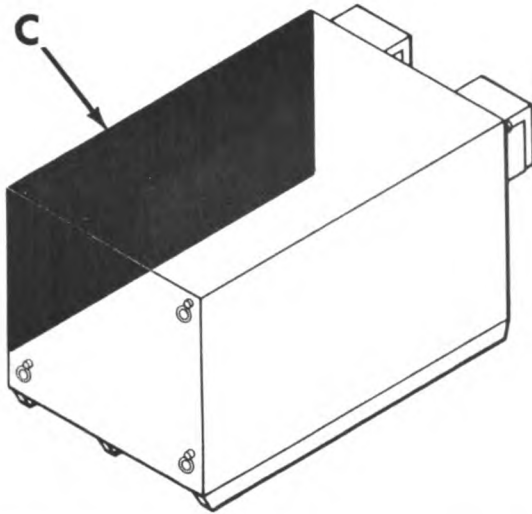
TM 11-5820-894-24P

(1) ILLUSTRATION		(2)	(3)	(4)	(5)	(6)	(7)	(8)
(a) FIG NO	(b) ITEM NO	SMR CODE	NATIONAL STOCK NUMBER	FSCM	PART NUMBER	DESCRIPTION	USABLE ON CODE	QTY INC IN UNIT
						GROUP 01010103 UTILITIES INSTALLATION, 01010103 FRONT AND REAR WALL 01010103 EQUIPMENT		
9	1	XBFFF		80063	SC-D-914645	RACEWAY ASSEMBLY.....	EA	1
9	2	PAFZZ		80063	SC-D-913951	PLATE,POWER DISTR.....	EA	1
9	3	XBFFF		80063	SC-D-913972	BOX ASSEMBLY,POWER.....	EA	1
9	4	XBFFF		80063	SC-C-913954	FILTER ASSEMBLY.....	EA	2
9	5	XBFFF		80063	SC-D-914087	POWER DISTR BOX.....	EA	1
9	6	PAFZZ		96906	MS24693-98	SCREW,MACHINE.....	EA	4
9	7	PAFZZ	5310-00-011-5551	96906	MS35333-10	WASHER,LOCK.....	EA	12
9	8	PAFZZ	5310-00-088-1251	96906	MS51922-1	NUT,SLFLKG,HEX HD.....	EA	12
9	9	PAFZZ		80063	SC-C-913953	PLATE ASSEMBLY.....	EA	1
9	10	PAFZZ	5320-00-236-3929	19738	1604-0615	RIVET,BLIND.....	EA	2
9	11	PAFZZ	5915-00-909-7762	80063	SC-D-681143	FILTER.....	EA	1
9	12	PAFZZ	5310-00-965-1820	96906	MS51922-3	NUT,SELF-LOCKING.....	EA	10
9	13	PAFZZ	5310-00-595-7237	96906	MS35333-42	WASHER,LOCK.....	EA	10
9	14	XBFFF		80063	SC-D-914670	RACEWAY ASSEMBLY.....	EA	1
9	15	PAFZZ		80063	SC-D-913804	BRACKET ASSEMBLY.....	EA	2
9	16	XBFFF		80063	SC-D-913790	RACEWAY ASSEMBLY.....	EA	1
9	17	PAFZZ	5310-00-407-9566	96906	MS35338-45	WASHER,LOCK.....	EA	41
9	18	PAFZZ	5305-00-225-9081	96906	MS90725-36	SCREW,CAP,HEXAGON H.....	EA	41



EL8KK022

Figure 10. Utilities Installation, Roadside, Curbside and Ceiling Equipment (Sheet 1 of 3).



ELBKK023

Figure 10. Utilities Installation, Roadside, Curbside and Ceiling Equipment (Sheet 2 of 3).

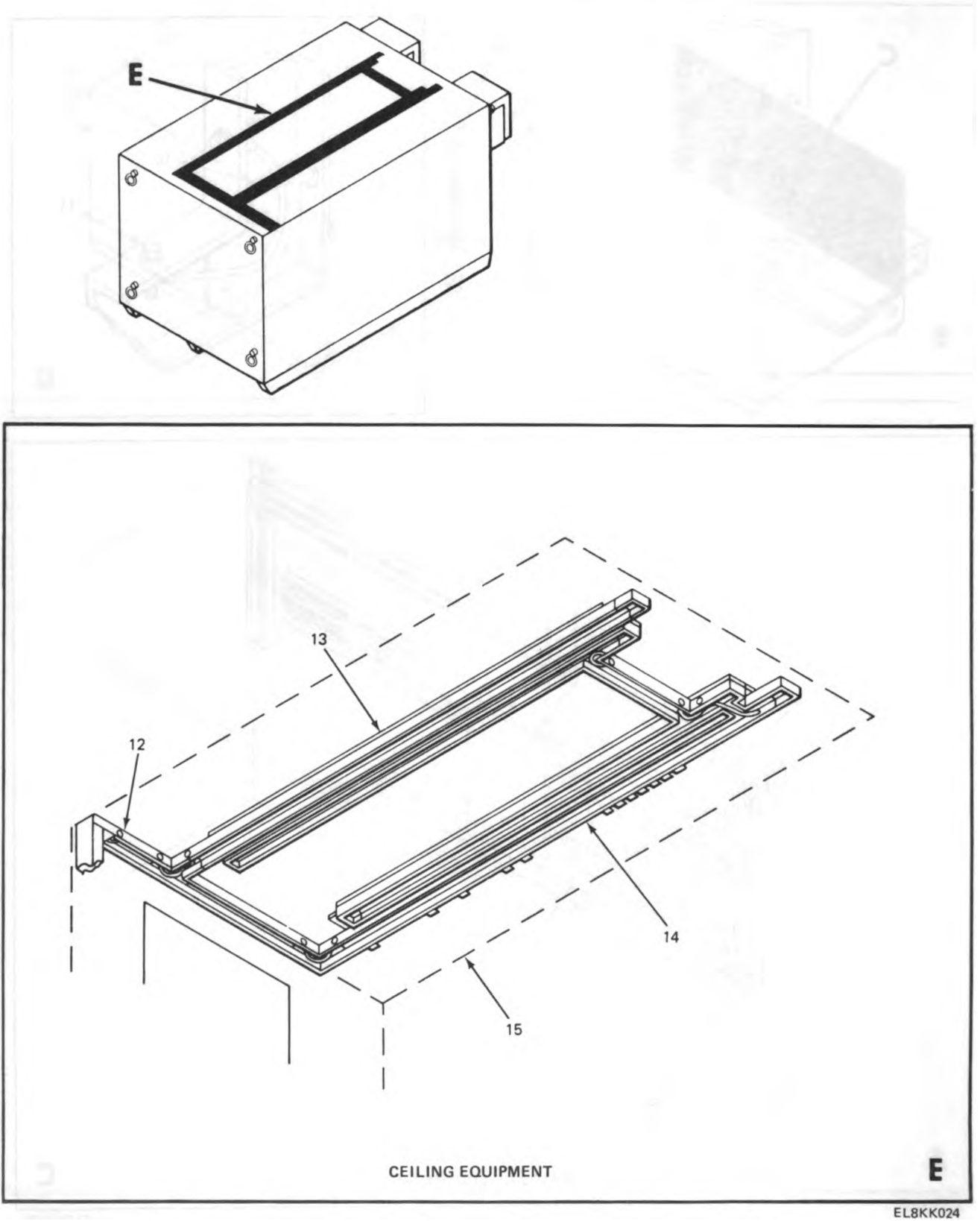
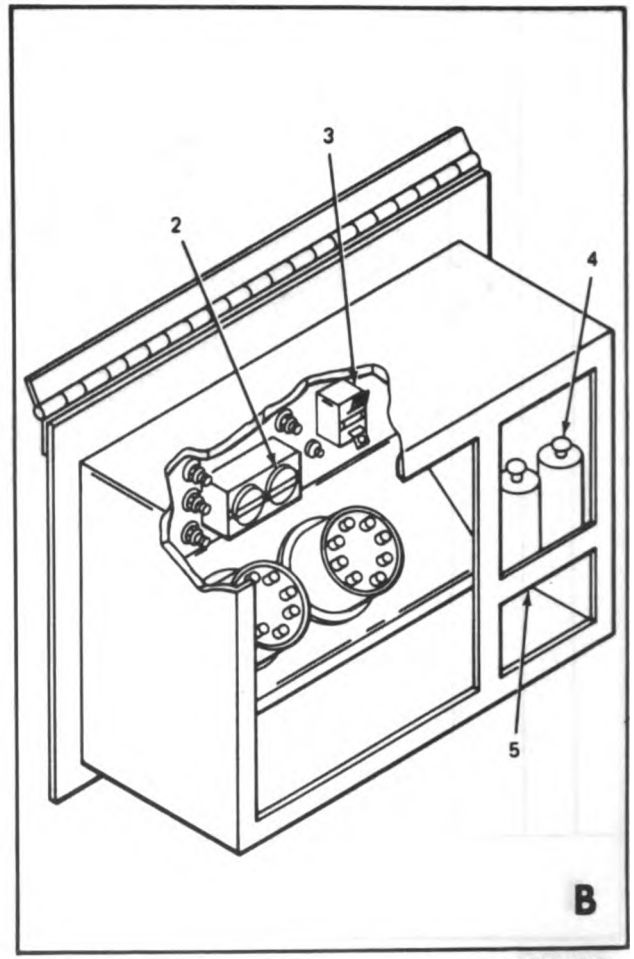
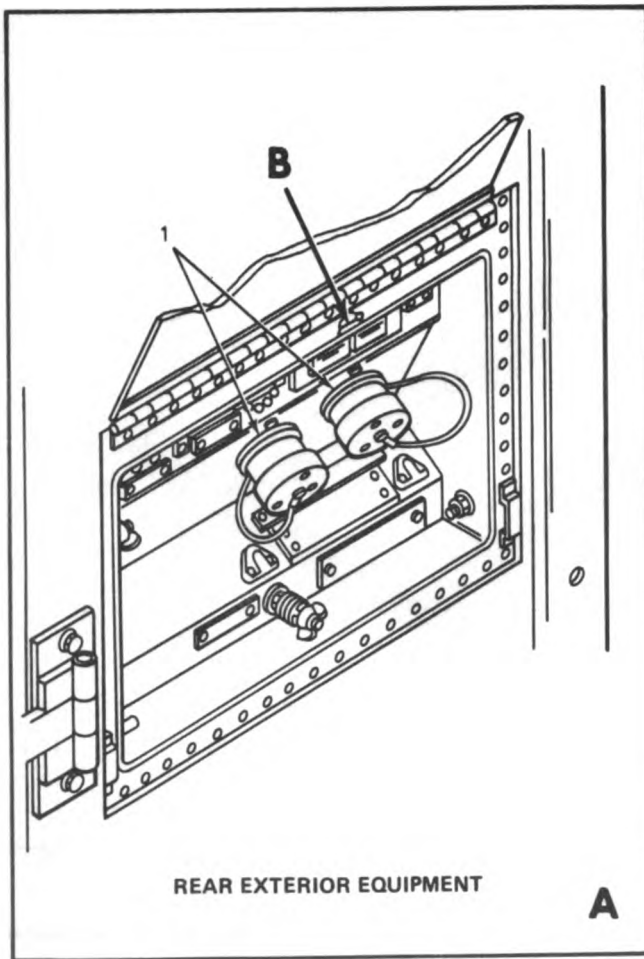
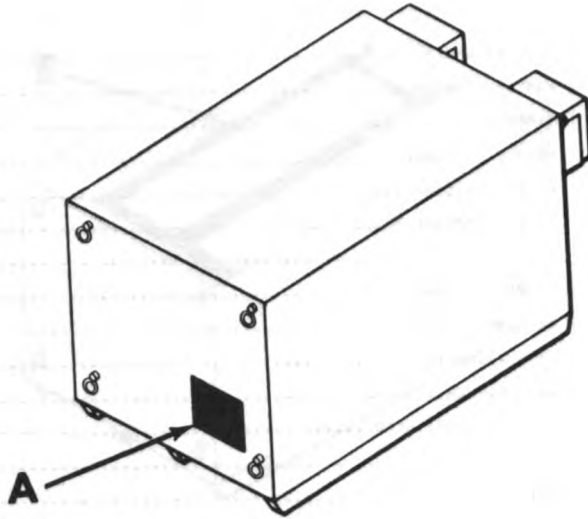


Figure 10. Utilities Installation, Roadside, Curbside and Ceiling Equipment (Sheet 3 of 3).

SECTION II

TM 11-5820-894-24P

(1) ILLUSTRATION		(2)	(3)	(4)	(5)	(6)	(7)	(8)
(a) FIG NO	(b) ITEM NO.	SMR CODE	NATIONAL STOCK NUMBER	FSCM	PART NUMBER	DESCRIPTION USABLE ON CODE	U/M	QTY INC IN UNIT
10	1	XBFZZ		80063	SC-C-914849	WIRE ASSEMBLY.....	EA	1
10	2	XBFZZ	6145-01-062-9820	81349	HW-C10(105)U5	WIRE,ELECTRICAL.....	EA	1
10	3	PAFZZ	5940-00-143-4794	96906	MS25036-112	TERMINAL,LUG.....	EA	2
10	4	PAFZZ		80063	SC-D-913924	BRACKET ASSEMBLY.....	EA	1
10	5	XBFFF		80063	SC-D-913973	RACEWAY ASSEMBLY.....	EA	1
10	6	XBFFF		80063	SC-D-914421	VIDEO ENTRANCE BOX.....	EA	1
10	7	XBFFF		80063	SC-D-913824	BOX,VIDEO ANTENNA.....	EA	1
10	8	XBFFF		80063	SC-D-913791	SIGNAL ENTRANCE BOX.....	EA	1
10	9	XBFFF		80063	SC-D-913822	RACEWAY ASSEMBLY.....	EA	1
10	10	XBFZZ		80063	SC-B-489705GR-1	WIRE ASSEMBLY.....	EA	17
10	11	PAFZZ	5310-00-543-4385	96906	MS35333-46	WASHER,LOCK.....	EA	41
10	12	XBFFF		80063	SC-D-913955	CEILING PLATE,REAR.....	EA	1
10	13	XBFZZ		80063	SC-D-913949	CEILING PLATE.....	EA	1
10	14	XBFZZ		80063	SC-D-913950	CEILING PLATE RD SD.....	EA	1
10	15	PDOHM	5820-01-110-2206	80063	SC-D-913782	SHELTER MODIFIED.....	EA	1



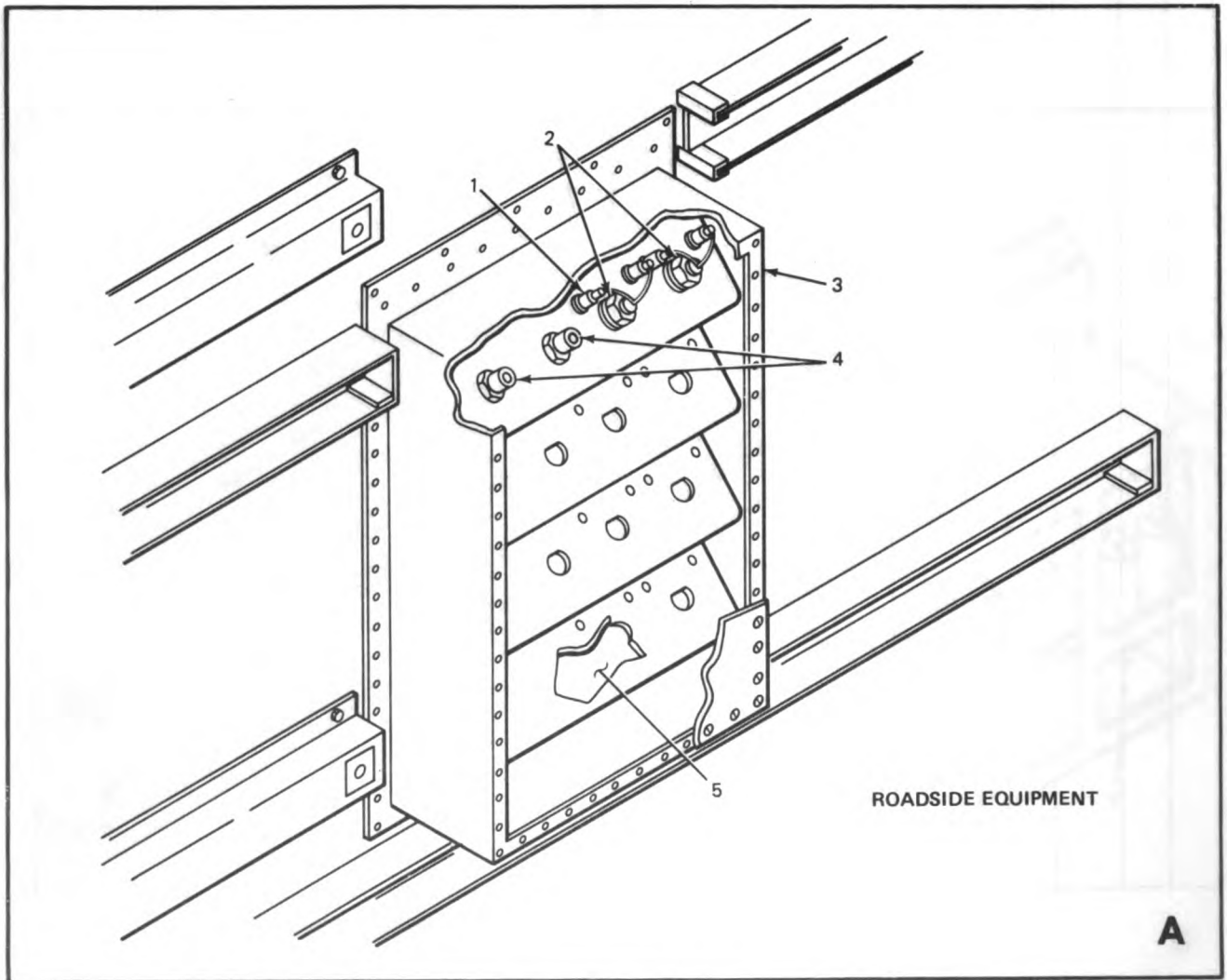
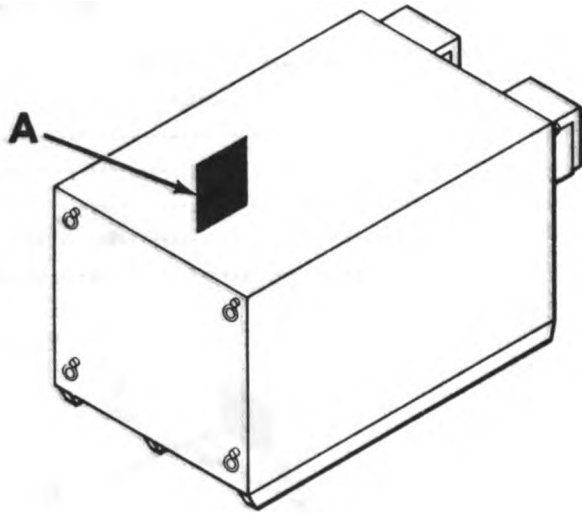
EL6KK025

Figure 11. Power Entrance Box Assembly.

SECTION II

TM 11-5820-894-24P

(1) ILLUSTRATION		(2)	(3)	(4)	(5)	(6)	(7)	(8)
(a) FIG NO.	(b) ITEM NO.	SMR CODE	NATIONAL STOCK NUMBER	FSCM	PART NUMBER	DESCRIPTION	USABLE ON CODE	QTY INC IN UNIT
						GROUP 0101010301 POWER ENTRANCE BOX ASSEMBLY		
11	1	PAFZZ		81349	UG-238(I)/U	CONNECTOR RECEPTICA.....	EA	2
11	2	PAFZZ	5935-01-058-9269	81348	W-C-596/40-2	CONNECTOR, RCPT.....	EA	1
11	3	PAFZZ	5925-00-681-4952	96906	MS25244-10	CIRCUIT BREAKER.....	EA	1
11	4	PAFZZ	5935-00-763-6983	96906	MS3105-28	DUMMY CONN, RCPT.....	EA	4
11	5	PAFZZ		80063	SC-D-681151	GASKET.....	EA	1



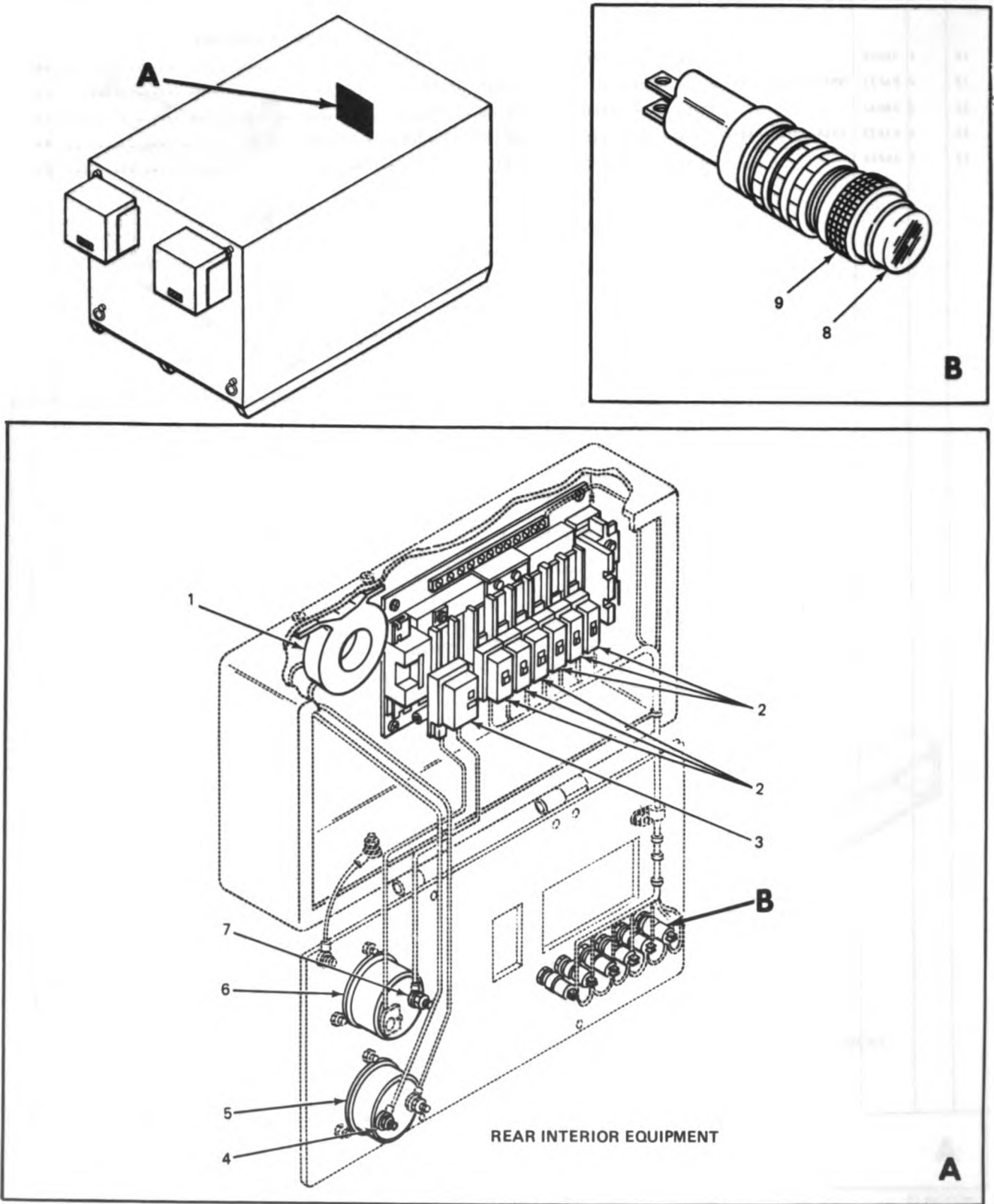
EL8KK026

Figure 12. Video Antenna Box.

SECTION II

TM 11-5820-89-24P

(1) ILLUSTRATION		(2)	(3)	(4)	(5)	(6)	(7)	(8)
(a) FIG NO	(b) ITEM NO	SMR CODE	NATIONAL STOCK NUMBER	FSCM	PART NUMBER	DESCRIPTION	USABLE ON CODE	QTY INC IN UNIT
						GROUP 0101010302 VIDE0 ANTENNA BOX		
12	1	XBFFF		80063	SC-C-913975	LIGHTING ARSR ASSY.....	EA	4
12	2	PAFZZ	5935-00-449-7747	80063	SCB598923	CONNECTOR, RCPT.....	EA	2
12	3	XAFZZ		80063	SC-D-914435-002	BOX SUB ASSEMBLY.....	EA	1
12	4	PAFZZ	5935-00-134-5646	96906	MS90579-1375	ADAPTER, CONNECTOR.....	EA	2
12	5	XBFFF		80063	SC-C-913825	COVER PLATE ASSY.....	EA	3



EL8KK027

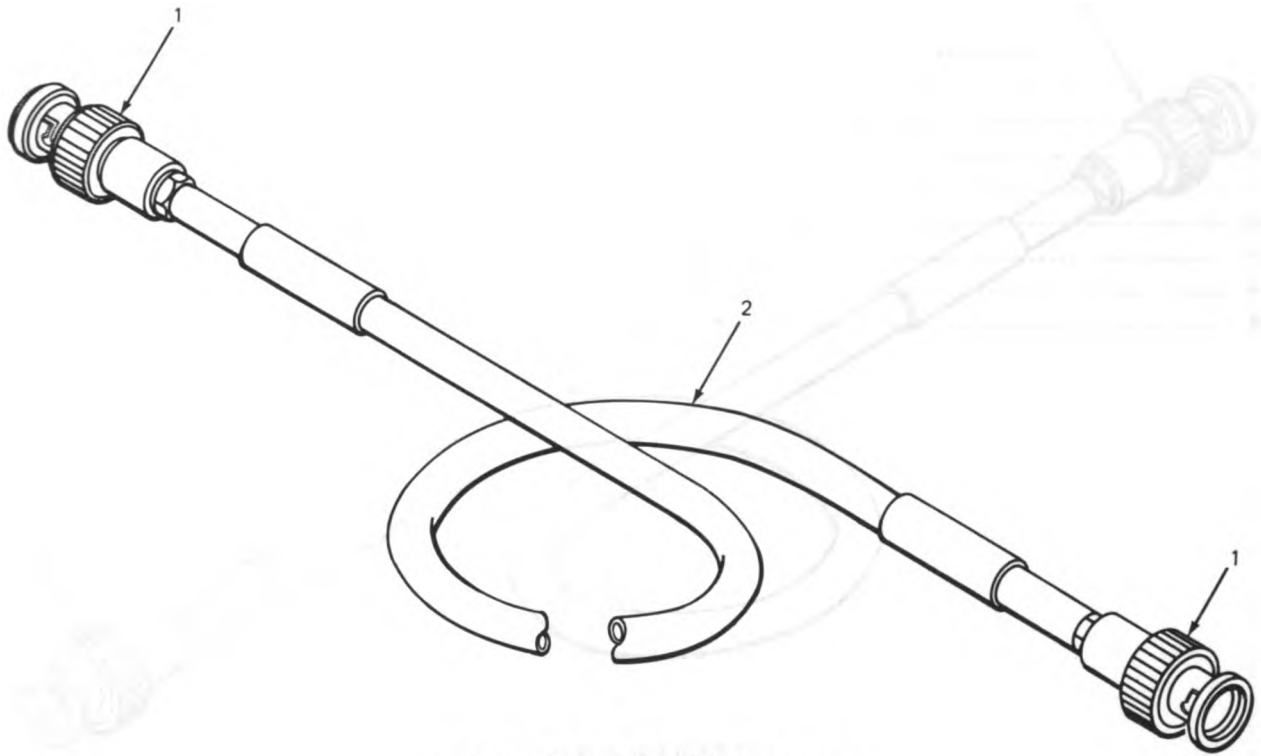
Figure 13. Power Distribution Box.

SECTION II

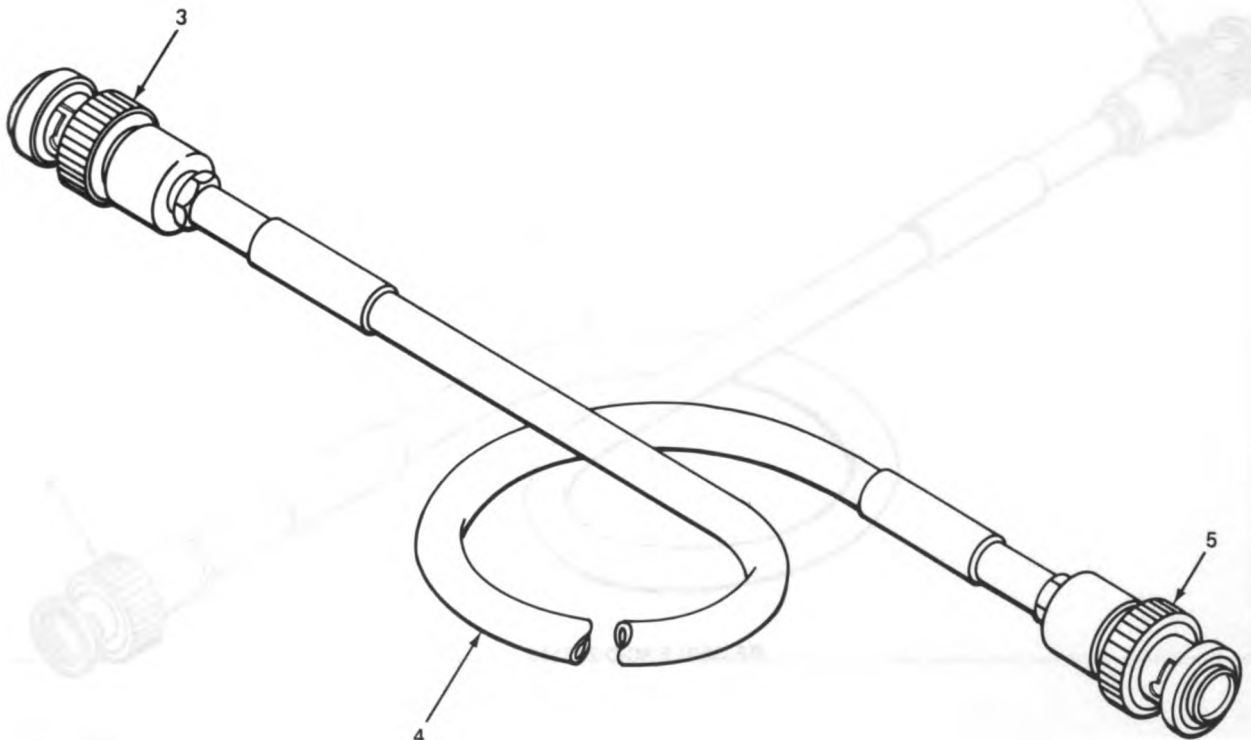
TN 11-5820-894-24P

(1) ILLUSTRATION		(2)	(3)	(4)	(5)	(6)	(7)	(8)
(a) FIG NO	(b) ITEM NO	SMR CODE	NATIONAL STOCK NUMBER	FSCM	PART NUMBER	DESCRIPTION USABLE ON CODE	U/M	QTY INC IN UNIT
						GROUP 01010303 POWER DISTRIBUTION BOX		
13	1	PAFZZ	5950-00-892-8208	93993	3CT11B	TRANSFORMER, CURRENT.....	EA	1
13	2	PAFZZ	5925-01-111-7562	81348	WC375/01-003	CIRCUIT BREAKER.....	EA	6
13	3	PAFZZ	5925-01-099-8648	81348	WC375/02-009	CIRCUIT BREAKER.....	EA	1
13	4	PAFZZ	5940-00-230-0515	96906	MS25036-154	TERMINAL, LUG.....	EA	2
13	5	PAFZZ	6625-00-752-8464	81349	MR36W100ACAAR	AMMETER.....	EA	1
13	6	PAFZZ	6625-00-193-0636	81349	MR36W150ACVVR	VOLTMETER, ELEK.....	EA	1
13	7	PAFZZ	5940-00-143-4777	96906	MS25036-157	TERMINAL, LUG.....	EA	2
13	8	PAQZZ	6240-00-669-6554	80204	6AC	LAMP, GLOW.....	EA	6
13	9	PAQZZ	6210-01-110-3717	72619	37-0408-0337-245	LIGHT, INDICATOR.....	EA	6
						43/144 BLANK)		





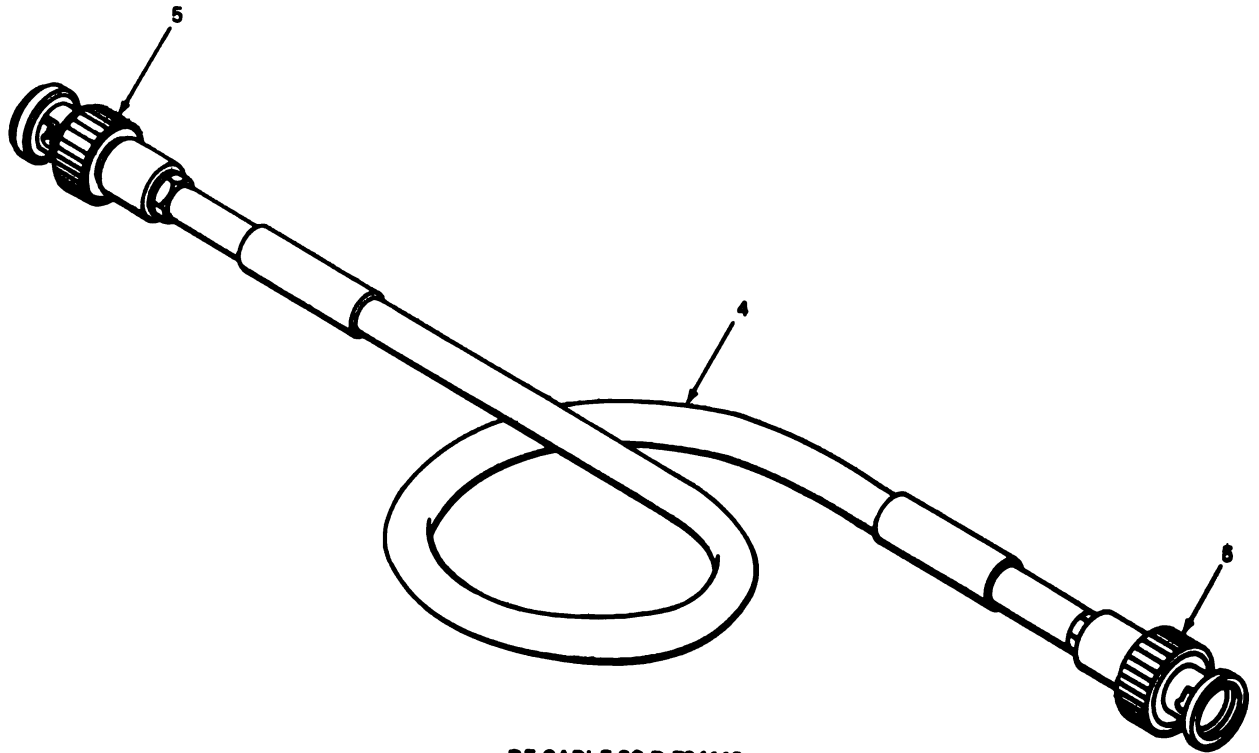
RF CABLE SC-D-784100 AND SC-D-784101



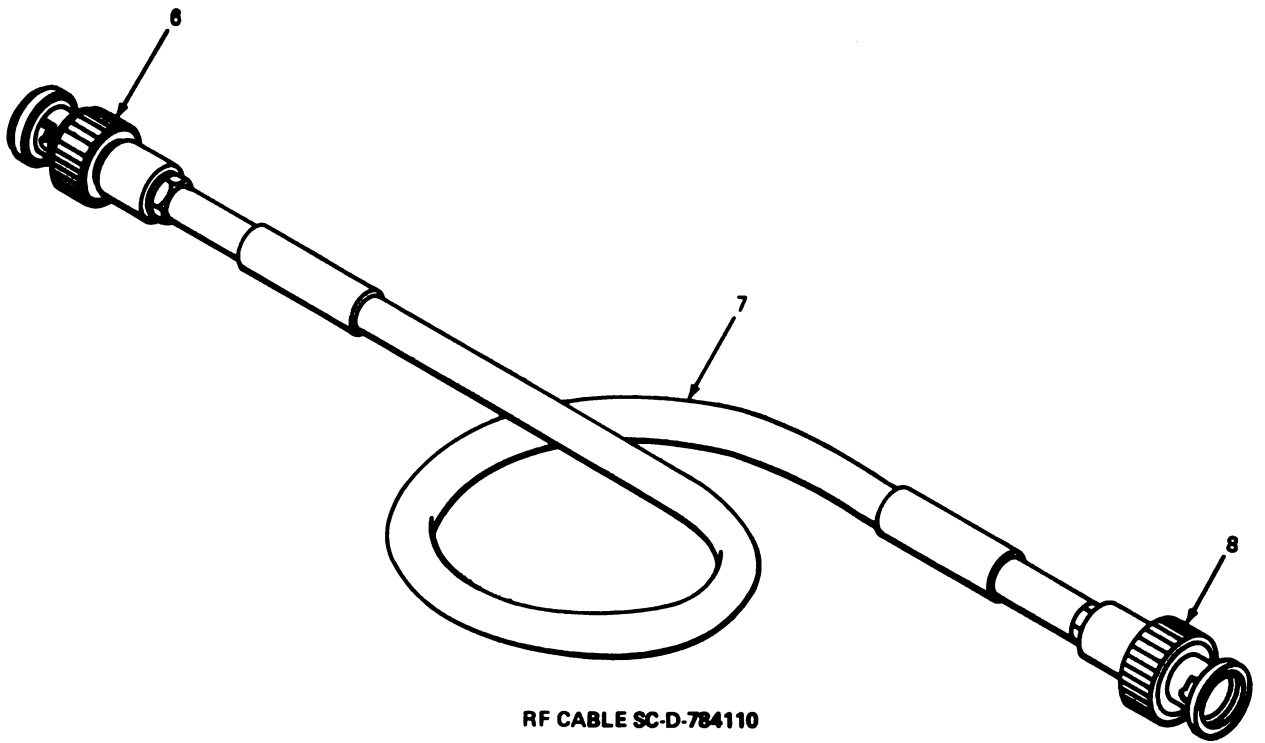
RF CABLE SC-D-784108

EL8KK028

Figure 14. R.F. Cable Assemblies (Sheet 1 of 2).



RF CABLE SC-D-784113



RF CABLE SC-D-784110

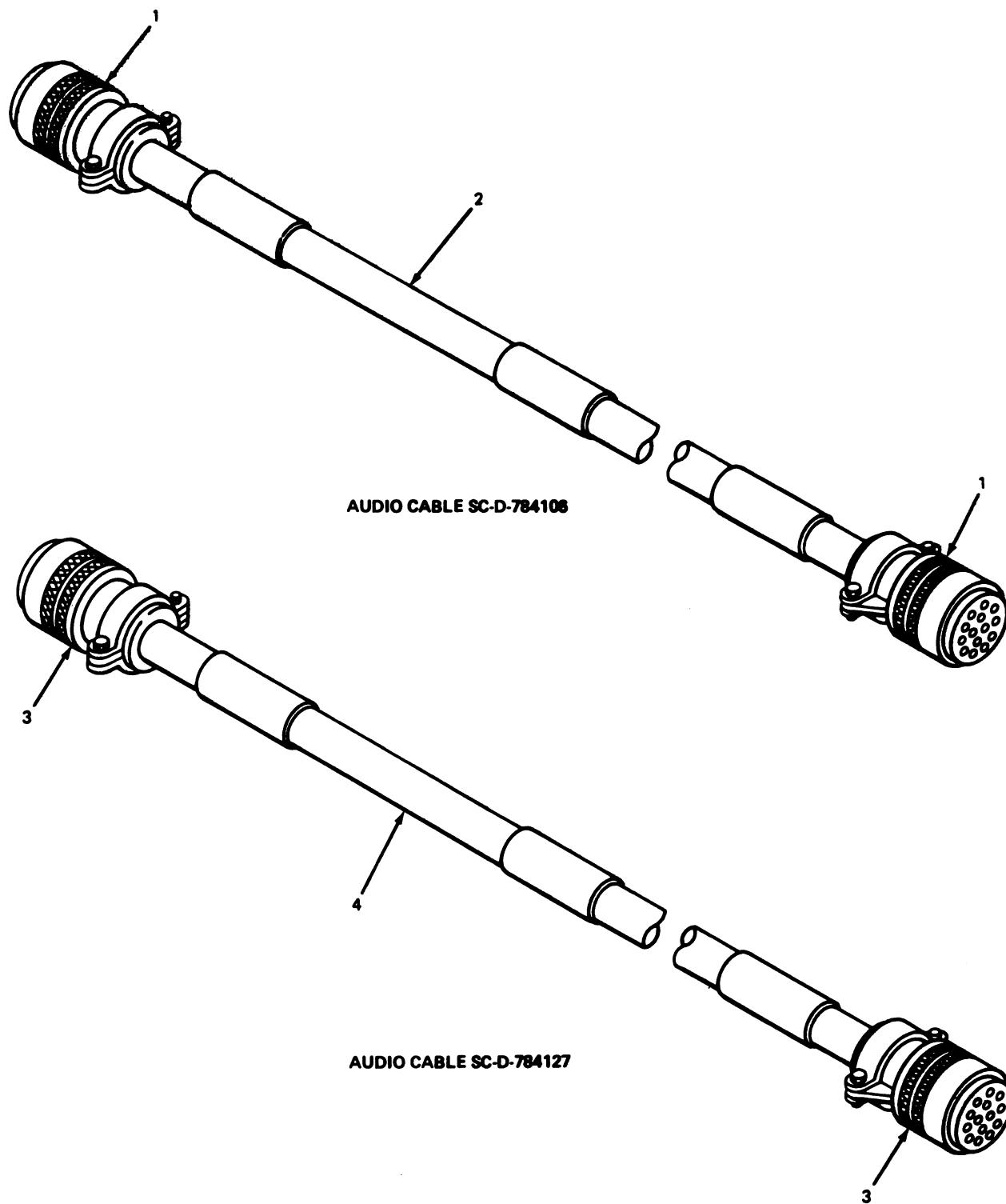
EL8KK029

Figure 14. R.F. Cable Assemblies (Sheet 2 of 2).

SECTION II

TM 11-5820-894-26P

(1) ILLUSTRATION		(2)	(3)	(4)	(5)	(6)	(7)	(8)
(a) FIG NO	(b) ITEM NO	SMR CODE	NATIONAL STOCK NUMBER	FSCM	PART NUMBER	DESCRIPTION USABLE ON CODE	U/M	QTY INC IN UNIT
						GROUP 0102 R. F. CABLE ASSEMBLIES		
14	1	PAFZZ	5935-01-043-6935	81349	M39012/16-0102	CONNECTOR, PLUG, ELEC.....	EA	4
14	2	XBFZZ	6145-00-683-5353	81349	RG-71B/U	CABLE, RF.....	FT	V
14	3	PAFZZ	5935-01-110-6791	80063	SC-C-784005	CONNECTOR, PLUG, ELEC.....	EA	1
14	4	XBFZZ		80063	SC-C-784000	CABLE, TMINAX.....	FT	V
14	5	PAFZZ	5935-00-105-4641	14949	PL-75-9	CONNECTOR, PLUG, ELEC.....	EA	1
14	6	PAFZZ	5935-01-110-2360	80063	SC-C-784526-2	CONNECTOR, PLUG, ELEC.....	EA	1
14	7	XBFZZ		81349	RG-58C/U	CABLE, COAXIAL.....	FT	V
14	8	PAFZZ	5935-01-110-2359	80063	SC-C-784526-1	CONNECTOR, PLUG, ELEC.....	EA	1



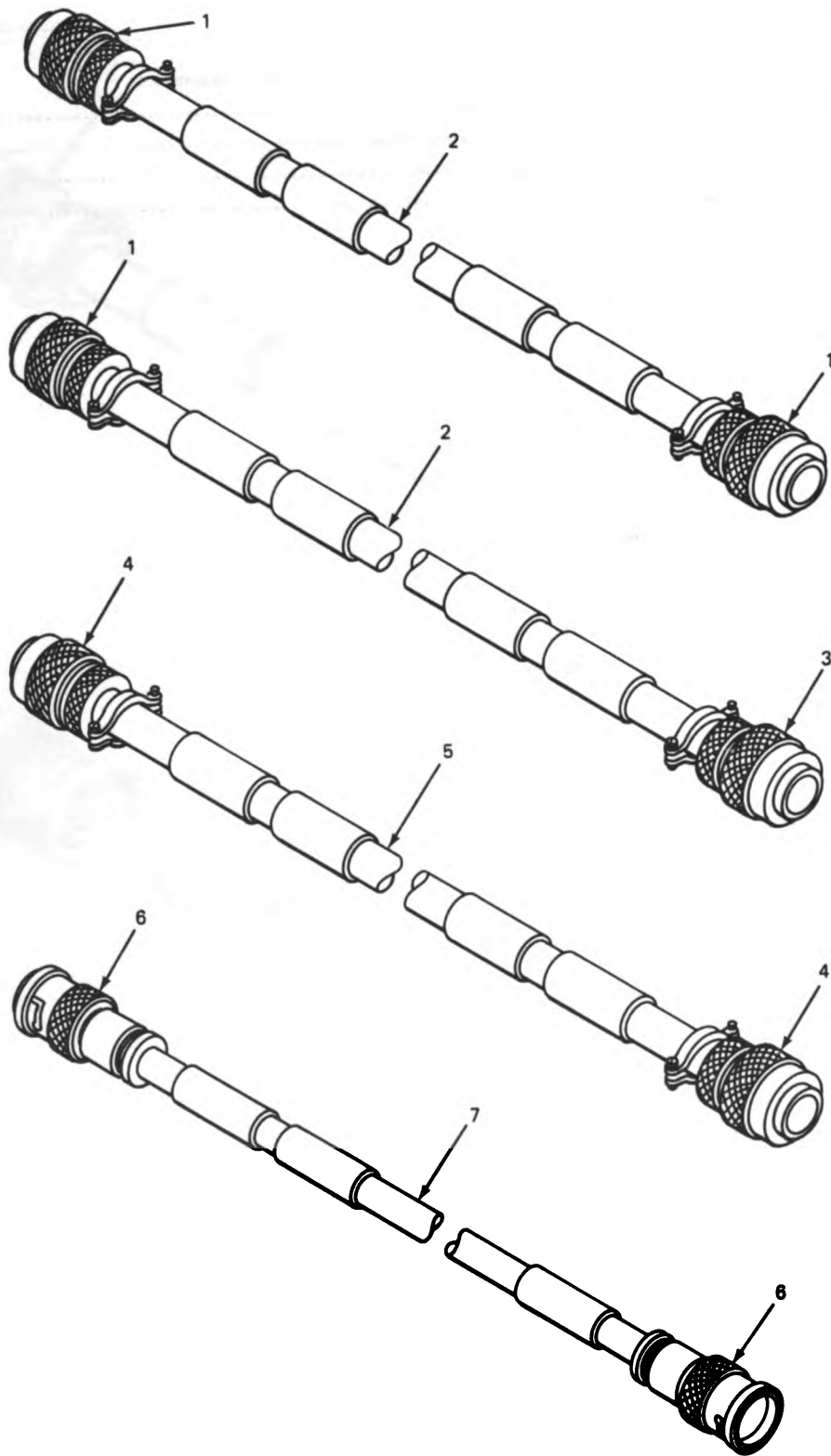
AUDIO CABLE SC-D-784106

AUDIO CABLE SC-D-784127

EL8KK030

Figure 15. Audio Cable Assemblies.

(1) ILLUSTRATION		(2)	(3)	(4)	(5)	(6)	(7)	(8)
(a) FIG NO	(b) ITEM NO.	SMR CODE	NATIONAL STOCK NUMBER	FSCM	PART NUMBER	DESCRIPTION	USABLE ON CODE U/M	QTY INC IN UNIT
						GROUP 0103 AUDIO CABLE ASSEMBLIES		
15	1	PAFZZ	5935-00-233-3225	96906	MS3116J14-19S	CUNNECTOR, PLUG, ELEC.....	EA	2
15	2	XBFZZ		80063	SC-C-784004	CABLE, SP, ELECTRICAL.....	FT	V
15	3	PAFZZ		96906	MS3116J12-8S	CUNNECTOR, PLUG, ELEC.....	EA	2
15	4	XBFZZ		81349	WF-11A/J	CORD, AUDIO, ELEC.....	FT	V



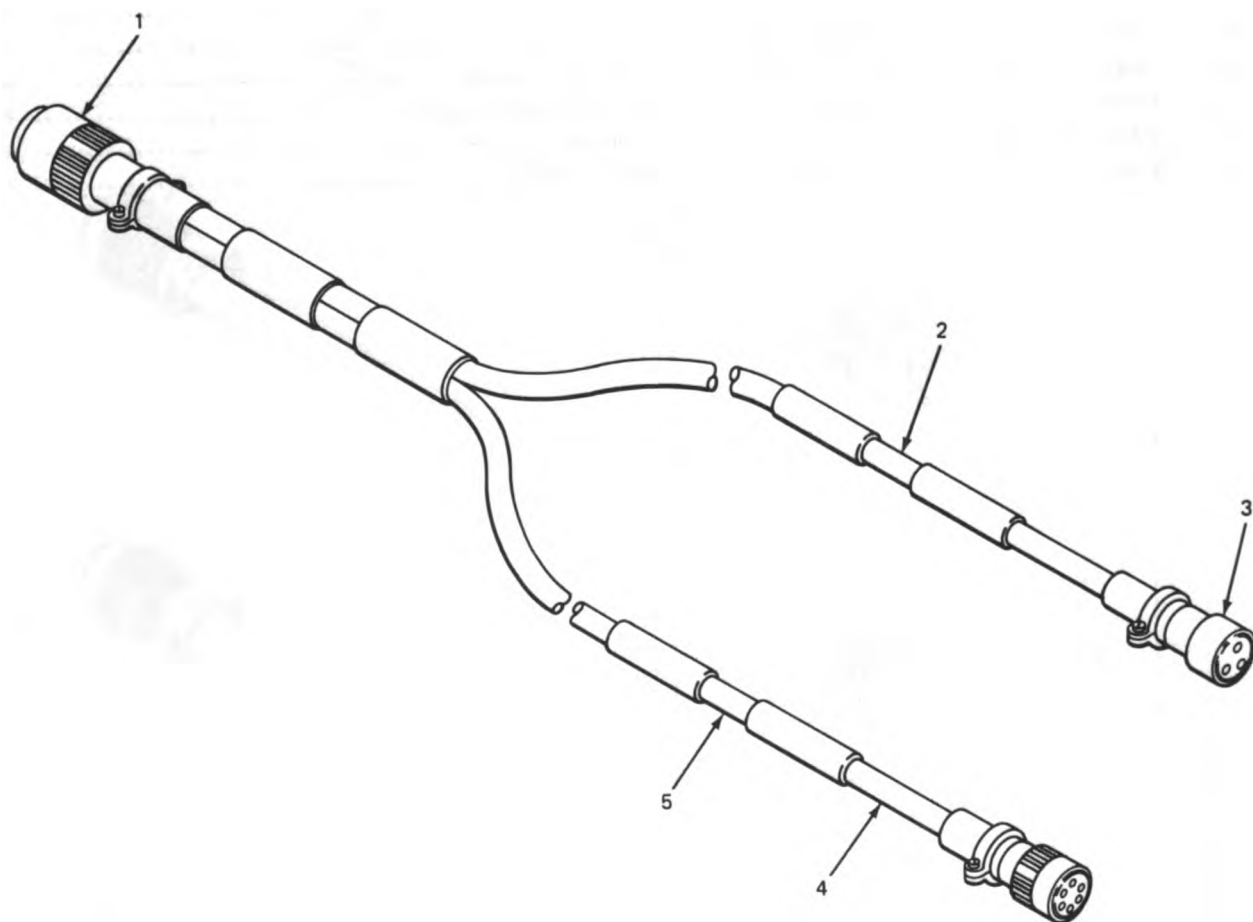
EL8KK031

Figure 16. Patch Cable Assemblies.

SECTION II

TM 11-5820-894-24P

(1) ILLUSTRATION		(2)	(3)	(4)	(5)	(6)	(7)	(8)
(a) FIG NO.	(b) ITEM NO.	SMR CODE	NATIONAL STOCK NUMBER	FSCM	PART NUMBER	DESCRIPTION	USABLE ON CODE	QTY INC IN UNIT
						GROUP 0104 PATCH CABLE ASSEMBLIES		
16	1	PAFZZ	5935-00-926-3091	96906	MS3116J12-10P	CONNECTOR, PLUG, ELEC.....	EA	3
16	2	XRFZZ		81349	WM-62A/U	CORD, AUDIO, ELECTRIC.....	FT	V
16	3	PAFZZ		96906	MS3116J12-8S	CONNECTOR, PLUG, ELEC.....	EA	1
16	4	PAFZZ	5935-00-001-5772	96906	MS3116J8-4S	CONNECTOR, PLUG, ELEC.....	EA	2
16	5	XRFZZ		81349	WF-11A/U	CORD, AUDIO, ELECTRIC.....	FT	V
16	6	PAFZZ	5935-01-043-0629	81349	M39012/16-0101	CONNECTOR, PLUG, ELEC.....	EA	2
16	7	XRFZZ		81349	RC-58C/U	CABLE, COAXIAL.....	FT	V



EL8KK032

Figure 17. Special Electrical Cable Assembly,

SECTION IV

NATIONAL STOCK NUMBER AND PART NUMBER INDEX

TN 11-5820-894-249

NOTE: LATEST NATIONAL STOCK NUMBER AND PART NUMBER ASSIGNMENTS ARE INCLUDED AT END OF INDEX

STOCK NUMBER	FIGURE NO.	ITEM NO.	STOCK NUMBER	FIGURE NO.	ITEM NO.
5935-00-001-5772	16	4	5935-00-823-0308	8	1
5310-00-011-5551	9	7	5820-00-824-0830	2	8
5310-00-014-5850	3	5	5820-00-824-0831	2	3
5805-00-069-8795	1	3	5995-00-877-6290	1	13
5310-00-081-4219	6	13	5805-00-878-3539	2	2
5310-00-088-1251	6	2	5805-00-884-2176	2	10
5310-00-088-1251	9	8	5965-00-892-3850	1	10
5935-00-105-4641	14	5	5820-00-892-3862	1	4
5935-00-134-5646	1	11	2540-00-892-6243	3	2
5935-00-134-5646	12	4	5950-00-892-8208	13	1
5940-00-143-4777	13	7	5935-00-903-8444	6	15
5940-00-143-4794	10	3	5935-00-903-8444	8	4
5995-00-144-0228	1	7	5915-00-909-7762	9	11
5995-00-144-0282	1	14	5805-00-926-2627	2	11
6240-00-152-2996	6	25	5935-00-926-3091	16	1
6250-00-153-6466	6	20	5820-00-930-8078	2	9
6625-00-179-5217	1	15	5805-00-930-8079	1	2
6625-00-193-0636	13	6	5995-00-935-2660	1	12
6250-00-194-4794	6	24	5995-00-935-2662	2	12
5975-00-224-5260	3	1	5995-00-935-2686	3	29
5305-00-225-3842	6	9	4030-00-951-4431	1	9
5306-00-225-8500	6	11	5935-00-958-9567	8	3
5305-00-225-9081	9	18	5310-00-965-1820	9	12
5940-00-230-0515	13	4	5935-00-999-6934	6	23
5935-00-233-3225	15	1	5830-01-008-3126	2	5
5320-00-236-3929	9	10	5935-01-024-4028	6	16
4030-00-298-1382	1	1	6210-01-034-1940	6	22
5975-00-395-9002	1	16	5935-01-043-0629	16	6
5310-00-407-9566	6	12	5935-01-043-6935	14	1
5310-00-407-9566	9	17	5935-01-058-9269	6	19
5935-00-449-7747	12	2	5935-01-058-9269	11	2
5985-00-459-1469	7	3	6145-01-062-9820	10	2
6150-00-495-1214	3	3	5985-01-080-7917	1	8
5805-00-543-0012	2	6	5820-01-081-5407	2	4
5310-00-543-4385	10	11	5820-01-082-0814	2	7
5310-00-595-7237	9	13	5925-01-099-8648	13	3
8130-00-656-1090	1	6	5820-01-110-2205	1	5
5930-00-660-5584	6	18	5820-01-110-2206	10	15
6240-00-669-6554	13	8	5935-01-110-2359	14	8
5925-00-681-4952	11	3	5935-01-110-2360	14	6
6145-00-683-5353	14	2	6210-01-110-3717	13	9
6625-00-752-8464	13	5	5935-01-110-6791	14	3
5935-00-762-1495	17	1	5935-01-110-7044	8	5
5935-00-762-1504	17	4	5925-01-111-7562	13	2
5935-00-763-6983	11	4	5411-01-116-7310	2	15
5310-00-809-4058	6	10	5975-01-122-5929	6	1
5935-00-823-0308	7	2			

FSCM	PART NUMBER	FIGURE NO.	ITEM NO.	FSCM	PART NUMBER	FIGURE NO.	ITEM NO.
80058	AB-577/GRC	1	4	96906	MS27183-12	6	13
80058	AM-4319()/GRC-103(V)	2	4	96906	MS27183-42	3	5
80058	AM-4323()/GRC-103(V)	2	7	96906	MS3105-28	11	4
80058	AS-3047()/GRC-103(V)	1	8	96906	MS3116F10-6P	17	4
80058	CG-3443/U(80FT)	1	7	96906	MS3116F12-10S	17	1
80058	CV-1548/G	1	3	96906	MS3116J12-10P	16	1
80058	CV-2500/G	1	15	96906	MS3116J12-8S	15	3
80058	CX-10763/GRC-103(V)	1	13	96906	MS3116J12-8S	16	3
80058	CX-10879/GRC103V2-6	1	14	96906	MS3116J14-19S	15	1
80058	CX-7453/U(100FT)	3	30	96906	MS3116J8-4S	16	4
80058	CX-7705A/U(15FT)	3	29	96906	MS3119E-8-4	6	15
80058	CY-6097/U	2	11	96906	MS3119E12-10	8	3
80058	DA-437()/GRC-103(V)	2	1	96906	MS3119E12-8	8	5
97403	DL13217E6150	1	5	96906	MS3119E8-4	8	4
80058	GP-113()/G	1	1	96906	MS35333-10	9	7
81349	HW-C10(105)U5	10	2	96906	MS35333-42	9	13
78998	H101C	1	9	96906	MS35333-46	10	11
81352	H156U	1	10	96906	MS35338-45	6	12
91836	KC-89-82	7	3	96906	MS35338-45	9	17
80058	LS-147(F)/F1	2	5	96906	MS51922-1	6	2
81349	MR36W100ACAVR	13	5	96906	MS51922-1	9	8
81349	MR36W150ACVVR	13	6	96906	MS51922-3	9	12
96906	MS24693-98	9	6	96906	MS90579-1375	1	11
96906	MS25036-112	10	3	96906	MS90579-1375	12	4
96906	MS25036-154	13	4	96906	MS90725-35	6	11
96906	MS25036-157	13	7	96906	MS90725-36	9	18
96906	MS25244-10	11	3	96906	MS90728-9	6	9
96906	MS27183-10	6	10	80058	MX-148/G	3	1

FSCM	PART NUMBER	FIGURE NO.	ITEM NO.	FSCM	PART NUMBER	FIGURE NO.	ITEM NO.
81349	M39012/16-0101	16	6	80063	SC-D-784106-125	3	22
81349	M39012/16-0102	14	1	80063	SC-D-784108-005	3	13
81349	M55339/13-00492	7	2	80063	SC-D-784108-020	3	17
81349	M55339/13-00492	8	1	80063	SC-D-784108-035	4	2
14949	PL-75-9	14	5	80063	SC-D-784108-125	3	24
80058	R-1329(P)/GRC-103(V)	2	3	80063	SC-D-784108-140	3	23
80058	RC-435()/U	1	6	80063	SC-D-784108-155	4	3
81349	RC-58C/U	16	7	80063	SC-D-784113-005	4	15
81349	RG-58C/U	14	7	80063	SC-D-784113-020	4	19
81349	RG-718/U	14	2	80063	SC-D-784113-125	4	11
80058	RT-773()/GRC-103(V)	2	2	80063	SC-D-784113-140	4	13
80058	S-5831()/TRC-151(V)	2	15	80063	SC-D-784124	4	26
80063	SC-B-489705GR-1	10	10	80063	SC-D-784125	4	22
80063	SC-B-539492	3	3	80063	SC-D-784126	4	20
80063	SC-B-539504	6	24	80063	SC-D-784127	4	28
80063	SC-B-681026	6	17	80063	SC-D-913780	5	1
80063	SC-B-914267	3	6	80063	SC-D-913781	6	27
80063	SC-B-947839	6	3	80063	SC-D-913782	10	15
80063	SC-C-539495	6	25	80063	SC-D-913790	9	16
80063	SC-C-595537	2	14	80063	SC-D-913791	10	8
80063	SC-C-66291	1	16	80063	SC-D-913804	9	19
80063	SC-C-784000	14	4	80063	SC-D-913814	6	5
80063	SC-C-784004	15	2	80063	SC-D-913822	10	9
80063	SC-C-784005	14	3	80063	SC-D-913824	10	7
81349	SC-C-784173	7	1	80063	SC-D-913924	10	4
80063	SC-C-784512	8	2	80063	SC-D-913949	10	13
80063	SC-C-784526-1	14	8	80063	SC-D-913950	10	14
80063	SC-C-784526-2	14	6	80063	SC-D-913951	9	2
80063	SC-C-913783	2	13	80063	SC-D-913955	10	12
80063	SC-C-913825	12	5	80063	SC-D-913967	4	1
80063	SC-C-913926	6	8	80063	SC-D-913971-002	3	29
80063	SC-C-913927	6	4	80063	SC-D-913971-002	3	27
80063	SC-C-913929	6	7	80063	SC-D-913972	9	3
80063	SC-C-913930	6	6	80063	SC-D-913973	10	9
80063	SC-C-913931	6	1	80063	SC-D-913978	6	14
80063	SC-C-913953	9	9	80063	SC-D-914087	9	5
80063	SC-C-913954	9	4	80063	SC-D-914091	5	2
80063	SC-C-913975	12	1	80063	SC-D-914266	3	4
80063	SC-C-913981	17	3	80063	SC-D-914421	10	6
80063	SC-C-914849	10	1	80063	SC-D-914435-002	12	3
80063	SC-D-108737	3	2	80063	SC-D-914645	9	1
80063	SC-D-681036	6	22	80063	SC-D-914670	9	14
80063	SC-D-681143	9	11	80063	SC-D-914831	5	3
80063	SC-D-681151	11	5	80063	SCB598923	12	2
80063	SC-D-681633	6	21	80063	SM-A-698804-1	17	5
80063	SC-D-784100-955	4	27	80063	SM-A-698804-2	17	2
80063	SC-D-784100-956	4	21	80058	T-983(P)/GRC-103(V)	2	8
80063	SC-D-784101-000	3	12	80058	TA-312/PT	2	6
80063	SC-D-784101-005	3	11	80058	TD-202/U	2	10
80063	SC-D-784101-010	3	10	80058	TD-660/G	1	2
80063	SC-D-784101-015	3	9	80058	TD-754/G	2	9
80063	SC-D-784101-020	4	17	81349	TYPE IIA	3	7
80063	SC-D-784101-025	4	4	81349	TYPE III, CL3	3	8
80063	SC-D-784101-030	4	8	81349	UG-238()/U	11	1
80063	SC-D-784101-035	4	6	81348	M-C-596/40-2	11	2
80063	SC-D-784101-190	3	26	81348	M-L-142	6	20
80063	SC-D-784101-195	3	28	81348	WC375/01-003	13	2
80063	SC-D-784101-200	3	19	81348	WC375/02-009	13	3
80063	SC-D-784101-205	3	21	81348	WC596/40-2	6	19
80063	SC-D-784101-210	4	12	81348	WC596/41-2	6	16
80063	SC-D-784101-215	4	5	81349	WF-11A/U	15	4
80063	SC-D-784101-220	4	9	81349	WF-11A/U	16	5
80063	SC-D-784101-225	4	7	81349	WM-62A/U	16	2
80063	SC-D-784106-015	4	18	81348	WS896/2-02A	6	18
80063	SC-D-784106-030	4	10	19738	1604-0615	9	10
80063	SC-D-784106-040	3	16	93993	3CT118	13	1
80063	SC-D-784106-045	3	15	72619	37-0408-0337-245	13	9
80063	SC-D-784106-050	3	14	90073	456-095	1	12
80063	SC-D-784106-090	4	14	90073	456-250	2	12
80063	SC-D-784106-105	4	16	75582	5225	6	23
80063	SC-D-784106-115	3	18	80204	6AC	13	8
80063	SC-D-784106-120	3	20				

LATEST PART NUMBER ASSIGNMENTS

FSCM	PART NUMBER	FIGURE NO.	ITEM NO.
80063	SC-D-784124	4	23
80063	SC-D-784127	4	25
80063	SC-D-784100-955	4	24

Faint, illegible text at the top left of the page.

Faint, illegible text in the upper middle section of the page.

Faint, illegible text in the upper right section of the page.

RECOMMENDED CHANGES TO EQUIPMENT TECHNICAL PUBLICATIONS

SOMETHING WRONG WITH THIS PUBLICATION?



THEN... JOT DOWN THE DOPE ABOUT IT ON THIS FORM. CAREFULLY TEAR IT OUT. FOLD IT AND DROP IT IN THE MAIL!

FROM (PRINT YOUR UNIT'S COMPLETE ADDRESS)

Commander
Stateside Army Depot
ATTN: AMSTA-US
Stateside, N.J. 07703

DATE SENT

10 July 1975

PUBLICATION NUMBER

TM 11-5840-340-12

PUBLICATION DATE

23 Jan 74

PUBLICATION TITLE

Radar Set AN/PRC-76

BE EXACT PIN-POINT WHERE IT IS

IN THIS SPACE TELL WHAT IS WRONG AND WHAT SHOULD BE DONE ABOUT IT:

PAGE NO	PARA-GRAPH	FIGURE NO	TABLE NO
2-25	2-28		
3-10	3-3		3-1
5-6	5-8		

Recommend that the installation antenna alignment procedure be changed throughout to specify a 2° IFF antenna lag rather than 1°.

REASON: Experience has shown that with only a 1° lag, the antenna servo system is too sensitive to wind gusting in excess of 25 knots, and has a tendency to rapidly accelerate and decelerate as it hunts, causing strain to the drive train. Hunting is minimized by adjusting the lag to 2° without degradation of operation.

Item 5, Function column. Change "2 db" to "3db."

REASON: The adjustment procedure the the TRANS POWER FAULT indicator calls for a 3 db (500 watts) adjustment to light the TRANS POWER FAULT indicator.

Add new step f.1 to read, "Replace cover plate removed in step e.1, above."

REASON: To replace the cover plate.

Zone C 3. On J1-2, change "+24 VDC to "+5 VDC."

REASON: This is the output line of the 5 VDC power supply. +24 VDC is the input voltage.

FO3

PRINTED NAME, GRADE OR TITLE, AND TELEPHONE NUMBER

SSG I. M. DeSpirito 999-1776

SIGN HERE

DA FORM 1 JUL 79 2028-2

PREVIOUS EDITIONS ARE OBSOLETE.

PS --IF YOUR OUTFIT WANTS TO KNOW ABOUT YOUR RECOMMENDATION MAKE A CARBON COPY OF THIS AND GIVE IT TO YOUR HEADQUARTERS

SOMETHING WRONG WITH THIS PUBLICATION?



THEN...JOT DOWN THE DOPE ABOUT IT ON THIS FORM. CAREFULLY TEAR IT OUT, FOLD IT AND DROP IT IN THE MAIL.

FROM: (PRINT YOUR UNIT'S COMPLETE ADDRESS)

DATE SENT

PUBLICATION NUMBER
TM 11-5820-894-24P

PUBLICATION DATE
26 October 1982

PUBLICATION TITLE Radio Terminal Set
AN/TRC-151(V)

BE EXACT PIN-POINT WHERE IT IS

PAGE NO.	PARA-GRAPH	FIGURE NO.	TABLE NO.
----------	------------	------------	-----------

IN THIS SPACE TELL WHAT IS WRONG AND WHAT SHOULD BE DONE ABOUT IT:

TEAR ALONG PERFORATED LINE

PRINTED NAME GRADE OR TITLE AND TELEPHONE NUMBER

SIGN HERE

DA FORM 2028-2
1 JUL 79

PREVIOUS EDITIONS
ARE OBSOLETE

P.S.-IF YOUR OUTFIT WANTS TO KNOW ABOUT YOUR RECOMMENDATION MAKE A CARBON COPY OF THIS AND GIVE IT TO YOUR HEADQUARTERS.

FILL IN YOUR
UNIT'S ADDRESS

FOLD BACK

DEPARTMENT OF THE ARMY

POSTAGE AND FEES PAID
DEPARTMENT OF THE ARMY
DOD 314



OFFICIAL BUSINESS
PENALTY FOR PRIVATE USE \$300

Commander
US Army Communications-
Electronics Command
ATTN: DRESL-ME-MP
Fort Monmouth, New Jersey 07703

TEAR ALONG SEPARATED LINE

SOMETHING WRONG WITH THIS PUBLICATION?



THEN...JOT DOWN THE DOPE ABOUT IT ON THIS FORM. CAREFULLY TEAR IT OUT, FOLD IT AND DROP IT IN THE MAIL.

FROM: (PRINT YOUR UNIT'S COMPLETE ADDRESS)

DATE SENT

PUBLICATION NUMBER
TM 11-5820-894-24P

PUBLICATION DATE
26 October 1982

PUBLICATION TITLE Radio Terminal Set
AN/TRC-151(V)

BE EXACT PIN-POINT WHERE IT IS

PAGE NO.	PARA-GRAPH	FIGURE NO.	TABLE NO.

IN THIS SPACE TELL WHAT IS WRONG AND WHAT SHOULD BE DONE ABOUT IT:

TEAR ALONG PERFORATED LINE

PRINTED NAME GRADE OR TITLE AND TELEPHONE NUMBER

SIGN HERE

FILL IN YOUR
UNIT'S ADDRESS

FOLD BACK

DEPARTMENT OF THE ARMY

OFFICIAL BUSINESS
PENALTY FOR PRIVATE USE \$300

POSTAGE AND FEES PAID
DEPARTMENT OF THE ARMY
DOD 314



TEAR ALONG PERFORATED LINE

Commander
US Army Communications-
Electronics Command
ATTN: DRESL-ME-MP
Fort Monmouth, New Jersey 07703

SOMETHING WRONG WITH THIS PUBLICATION?



THEN...JOT DOWN THE DOPE ABOUT IT ON THIS FORM. CAREFULLY TEAR IT OUT, FOLD IT AND DROP IT IN THE MAIL.

FROM: (PRINT YOUR UNIT'S COMPLETE ADDRESS)

DATE SENT

PUBLICATION NUMBER
TM 11-5820-894-24P

PUBLICATION DATE
26 October 1982

PUBLICATION TITLE Radio Terminal Set
AN/TRC-151(V)

BE EXACT PIN-POINT WHERE IT IS

IN THIS SPACE TELL WHAT IS WRONG AND WHAT SHOULD BE DONE ABOUT IT:

PAGE NO.	PARA-GRAPH	FIGURE NO.	TABLE NO.

PRINTED NAME GRADE OR TITLE AND TELEPHONE NUMBER

SIGN HERE

TEAR ALONG PERFORATED LINE

FILL IN YOUR
UNIT'S ADDRESS

FOLD BACK

DEPARTMENT OF THE ARMY

OFFICIAL BUSINESS
PENALTY FOR PRIVATE USE \$300

POSTAGE AND FEES PAID
DEPARTMENT OF THE ARMY
DOD 314



TEAR ALONG PERFORATED LINE

Commander
US Army Communications-
Electronics Command
ATTN: DRESL-ME-MP
Fort Monmouth, New Jersey 07703

By Order of the Secretary of the Army:

Official:

ROBERT M. JOYCE
Major General, United States Army
The Adjutant General

E. C. MEYER
General, United States Army
Chief of Staff





