


D 101.11:
5-6115-339-20 P

TM 5-6115-339-20P

TECHNICAL MANUAL

ORGANIZATIONAL MAINTENANCE REPAIR PARTS

AND SPECIAL TOOLS LISTS




**GENERATOR SET, GAS TURBINE ENGINE:
60KW, AC, 120/208 240/416V, 3 PHASE,
4 WIRE: SKID MOUNTED; WINTERIZED
(AIRESEARCH MODEL GTGE 70-9-2)**

FSN 6115-758-5492



This copy is a reprint which includes current pages from Change 1



CHANGE }
No. 1 }

HEADQUARTERS
DEPARTMENT OF THE ARMY
WASHINGTON, DC, 17 November 1975

Organizational Maintenance Repair Parts and Special Tools Lists

**GENERATOR SET, GAS TURBINE ENGINE:
60 KW, AC, 120/208 240/416V, 3 PHASE,
4 WIRE: SKID MOUNTED; WINTERIZED
(Alresearch Model GTGE 70-9-2)
NSN 6115-00-758-5492**

Current as of 29 July 1975

TM 5-6115-339-20P, 18 February 1971, is changed as follows:

NOTE

All "Federal Stock Numbers" appearing in this publication should be corrected to the new "National Stock Numbers" before using. This can be done by inserting -00- after the Federal Supply Class. For example, Federal Stock Number 6115-937-0929 will be corrected to the following National Stock Number: 6115-00-937-0929. Wherever the words "Federal Stock Number" appear throughout the publication, correct to read "National Stock Number."

Page VI, paragraph 8 is superseded as follows:

8. Reporting of Errors

You can help to improve this manual by calling attention to errors and by recommending improvements. Your letter, DA Form 2028 (Recommended Changes to Publications and Blank Forms) and DA Form 2028-2 (Recommended changes to Equipment

Technical Manuals), may be used. Copies of DA Form 2028-2 are attached in the back of the manual for your use. Please mail your recommended changes direct to Commander, US Army Troop Support Command, ATTN: AMSTS-MPP, 4300 Goodfellow Blvd., St. Louis, MO 63120. A reply will be furnished direct to you.

Page 7, Group 10, line 4 add NSN "5940-00-823-1662".

Change description to read terminal, Lug, Battery.

Add ref number and mfr code "MS91164-IN (96906).

Group 10, immediately after line 4, add the following:

X20 5940-00-823-1663 Terminal, Lug, Battery, MS91164-1P (96906) ea 2 16 4A.

Page 16, line 2, group 15, change FSN 2910-757-6827 to read, NSN "3910-00-069-4500".

All changes, additions, or deletions of National Stock Numbers or manufacturers code and ref numbers within this change should be appropriately reflected in the index.

FILL IN YOUR
UNIT'S ADDRESS



FOLD BACK

DEPARTMENT OF THE ARMY

POSTAGE AND FEES PAID
DEPARTMENT OF THE ARMY
DOD-314

OFFICIAL BUSINESS

PENALTY FOR PRIVATE USE, \$300

Commander
U.S. Army Troop Support Command
ATTN: AMSTS-MPP
4300 Goodfellow Boulevard
St. Louis, Missouri 63120

TEAR ALONG DOTTED LINE

FOLD BACK

By Order of the Secretary of the Army:

FRED C. WEYAND
General, United States Army
Chief of Staff

Official:

PAUL T. SMITH
Major General, United States Army
The Adjutant General

Distribution:

To be distributed in accordance with DA Form 12-25D (qty rqr block No. 1058), Organizational Maintenance requirements for Generator Set, Engine Driven, 60 KW 400 HZ Precise Power.



ORGANIZATIONAL MAINTENANCE REPAIR PARTS AND SPECIAL TOOL LISTS

GENERATOR SET, GAS TURBINE ENGINE:
60KW, AC, 120/208 240/416V, 3 PHASE,
4 WIRE: SKID MOUNTED; WINTERIZED
(AIRESEARCH MODEL GTGE 70-9-2)
FSN 6115-758-5492

Current as of 29 January 1971

SECTION		Paragraph	Page
I.	INTRODUCTION		
	Scope	1	iii
	General	2	iii
	Explanation of columns	3	iii
	Special information	4	iv
	How to locate repair parts	5	v
	Abbreviations	6	v
	Federal supply codes for manufacturers	7	vi
	Recommendations for maintenance publications improvement	8	vi
II.	PREScribed LOAD ALLOWANCE	1
III.	REPAIR PARTS FOR ORGANIZATIONAL MAINTENANCE	5
Group	01. Enclosure	5
	02. Screen Assembly and Firewall	5
	04. Wiring Harness and Igniter Plug	5
	06. Gas Turbine Wiring	6
	07. AC Wiring	6
	09. Wiring Harness, Generator Set	7
	10. Battery Box	7
	11. Engine Lines and Fittings	8
	12. Starter Motor	10
	13. Fuel Tank Wiring	11
	14. Fuel System Lines, Fitting and Accessories	12
	15. Fuel Control Unit	16
	16. Solenoid Valve and Heater	16
	17. Main Pump and Atomizer	17
	18. Fuel Tank	17
	19. Acceleration Thermostat and Ignition Unit	18
	20. Engine Lube Filter System	19
	21. Oil Pressure Switches	20
	23. Centrifugal Switch	20
	24. Oil Cooler	21
	25. Oil Tank	22
	26. Oil Pump	22
	27. Muffler, Ejector and Pipe Assemblies	23
	28. Atomizer, and Chamber Assemblies	23
	30. Thermocouple	24
	36. AC Power Output Panel	24
	37. Voltage Panel	24

*This manual together with TM 5-6115-339-35P, 18 February 1971 supersedes TM 5-6115-339-25P, 24 June 1966, including all changes.

	Paragraph	Page
Group 40. Electrical Controls, Panels and Instruments	--	25
41. Electrical Equipment Rack	--	28
43. AC Power Outlet Receptacle	--	28
44. Fuseholder and slave receptacle	--	29
45. Battery Charger	--	29
46. Engine Controls Panel	--	29
47. Winterization	--	31
48. Radio Interference Suppression	--	32
SECTION IV. SPECIAL TOOLS, TEST AND SUPPORT EQUIPMENT FOR ORGANIZATIONAL MAINTENANCE (NOT APPLICABLE)		
V. INDEX-FEDERAL STOCK NUMBER AND REFERENCE NUMBER	--	95

SECTION I

INTRODUCTION

1. Scope

This manual lists repair parts required for the performance of organizational maintenance of the generator set.

2. General

This repair parts and Special Tools list is divided into the following sections:

a. Prescribed Load Allowance (PLA)—Section II. A composite listing of the repair parts, special tools, test and support equipment having quantitative allowances for initial stockage at the organizational level.

b. Repair Parts—Section III. A list of repair parts authorized for the performance of maintenance at the organizational level in figure and item number sequence.

c. Special Tools, Test and Support Equipment—Section IV. A list of special tools, test and support equipment authorized for the performance of maintenance at the organizational level. (NOT APPLICABLE.)

d. Index-Federal Stock Number and Reference Number—Section V. A list of Federal stock numbers in ascending numeric sequence followed by a list of reference numbers in ascending alpha-numerical sequence, cross-referenced to the illustration figure number and item number.

Note. Items not illustrated are cross-referenced to page number.

3. Explanation of Columns

The following provides an explanation of columns in the tabular lists in sections II, III, and IV:

a. Source, Maintenance, and Recoverability Codes (SMR).

Note. Common hardware items known to be readily available in Army supply channels are assigned Maintenance codes only. Source codes, Recoverability codes, and Maintenance Allowances are not assigned this category.

(1) Source code indicates the selection status and source for the listed item. Source codes are:

Code	Explanation
P	Repair parts which are stocked in or supplied from the GSA/DSA, or Army supply system and authorized for use at indicated maintenance categories.
P2	Repair parts which are procured and stocked for insurance purposes because the combat or military essentiality of the end item dictates that a minimum quantity be available in the supply system.
M	Repair parts which are not procured or stocked, but are to be manufactured in indicated maintenance levels.
A	Assemblies which are not procured or stocked as such, but are made up of two or more units. Such component units carry individual stock numbers and descriptions, are procured and stocked separately and can be assembled to form the required assembly at indicated maintenance categories.
X	Parts and assemblies which are not procured or stocked and the mortality of which normally is below that of the end item or component. The failure of such part or assembly should result in retirement of the end item from the supply system.
X1	Repair parts which are not procured or stocked. The requirement for such items will be filled by use of the next higher assembly or component.
X2	Repair parts which are not stocked. The indicated maintenance category requiring such repair parts will attempt to obtain same through cannibalization. Where such repair parts are not obtainable through cannibalization, requirements will be requisitioned, with accompanying justification, through normal supply channels.
G	Major assemblies that are procured with PEMA funds for initial issue only as exchange assemblies of DSU and GSU level. These assemblies will not be stocked above DS and GS level or returned to depot supply level.

(2) Maintenance code indicates the lowest category of maintenance authorized to install the listed item. Repair parts and special tools assigned maintenance code "C" may be stocked at the operator level of maintenance when authorized by the Unit Commander. The maintenance level codes are:

Code	Explanation
C	Crew or operator maintenance
O	Organizational maintenance

(3) Recoverability code indicates whether unserviceable items should be returned for recovery or salvage. Items are not coded are expendable. Recoverability codes are:

Code	Explanation
R	Repair parts and assemblies which are economically reparable at DSU and GSU activities and are normally furnished by supply on an exchange basis.
S	Repair parts and assemblies which are economically reparable at DSU and GSU activities and which are normally furnished by supply on an exchange basis. When items are determined by a GSU to be uneconomically reparable, they will be evacuated to a depot for evaluation and analysis before final disposition.
T	High dollar value recoverable repair parts which are subject to special handling and are issued on an exchange basis. Such repair parts normally are repaired or overhauled at depot maintenance activities.
U	Repair parts specifically selected for salvage by reclamation units because of precious metal content, critical materials, or high dollar value reusable casings or castings.

b. Federal Stock Number. This column indicates the Federal stock number assigned to the item and will be used for requisitioning purposes.

c. Description. This column indicates the Federal item name and any additional description of the item required. Assembly components and subassemblies are indented under major assemblies. The abbreviation "w/e", when used as part of the nomenclature, indicates the Federal stock number includes all armament, equipment, accessories, and repair parts issued with the item. A part number or other reference number is followed by the applicable five-digit Federal supply code for manufacturers in parenthesis. Repair parts quantities included in kits and sets are shown in front of the repair part name. Material required for manufacture or fabrication is identified.

d. Unit of Measure (U/M). A two-character alphabetic abbreviation indicating the amount or quantity of the item upon which the allowances are based, e.g., ft, ea, pr, etc.

e. Quantity Incorporated in Unit. This column indicates the quantity of the item used in the assembly group. A "V" appearing in this column in lieu of a quantity indicates that a definite quantity cannot be indicated (e.g., shims, spacers, etc.).

f. Fifteen-Day Organizational Maintenance Allowance.

(1) The allowance columns are divided into four subcolumns. Indicated in each subcolumn opposite the first appearance of each item is the total quantity of items authorized for the number of equipments supported. Subsequent appearances of the same item will have the letters "REF" in the applicable allowance column. To locate the referenced item, locate the FSN or reference number in the index. The earliest figure and item number is the referenced item. Items authorized for use as required but not for initial stockage are identified with an asterisk in the allowance column.

(2) The quantitative allowance for organizational level of maintenance represents one initial prescribed load for a 15-day period for the number of equipments supported. Units authorized additional prescribed loads, multiply the number of prescribed loads by the quantity in the appropriate density column to determine the number of repair parts authorized.

(3) To determine allowances when supporting more than 100 of these equipments: First, divide the number of equipments supported by 100 by moving the decimal two spaces left; second, multiply the result by the quantity in the 51-100 density column. Example, authorized allowance for 51-100 equipment is 40; for 150 equipments, multiply 40 by 1.50 or 60 parts authorized.

(4) Subsequent changes to allowances will be limited as follows: No change in the range of items is authorized. If additional items are considered necessary, recommendation should be forwarded to U.S. Army Mobility Equipment Command for exception or revision to the allowance list. Revisions to the range of items authorized will be made by the U.S. Army Mobility Equipment Command based upon engineering experience, demand data, or TAERS information.

g. Illustration. This column is divided as follows:

(1) *Figure number.* Indicates the figure number of the illustration in which the item is shown.

(2) *Item number.* Indicates the callout number used to reference the item in the illustration.

4. Special Information

a. Repair parts mortality has been based on 6,000 hours of operation per year.

b. Parts which require manufacture or assembly at a category higher than that authorized for installation will indicate in the source column the higher category.

c. The following publications pertain to the generator set and its components.

LO 5-6115-339-12	Lubrication order
TM 5-6115-339-12	Organizational maintenance manual

d. The illustrations in this manual are identical to the applicable illustrations published in the -35P, Direct and General Support and Depot Maintenance Repair Parts and Special Tools List manual, and the figure numbers are the same as appear in that manual. The -35P illustrations are given for a better understanding of the parts relationship, however, only those parts assigned maintenance code "O" are listed in the tabular portion and only these parts are authorized for requisitioning from this manual.

5. How to Locate Repair Parts

a. When Federal Stock Number or Reference Number is Unknown:

(1) *First.* Using the table of contents, determine the assembly group within which the repair part belongs. This is necessary since illustrations are prepared for assembly groups and listings are divided into the same groups.

(2) *Second.* Find the illustration covering the assembly group to which the repair part belongs.

(3) *Third.* Identify the repair part on the illustration and note the illustration figure and item number of the repair part.

(4) *Fourth.* Using the Repair Part Listing, find the assembly to which the repair part belongs and locate the illustration figure and item number noted on the illustration.

b. When the Federal Stock Number or Reference Number is Known:

(1) *First.* Using the Index of Federal Stock Numbers and Reference Numbers find the pertinent Federal stock number or reference number. This index is in ascending FSN sequence followed by a list of reference numbers in alphanumeric sequence, cross referenced to the illustration figure number and item number.

(2) *Second.* Using the Repair Parts Listing, find the assembly group of the repair part and the illustration figure number and item number referenced in the Index of Federal Stock Numbers and Reference Numbers.

c. When the Federal Stock Number or Reference Number is Known and the Repair Part is not illustrated.

(1) *First.* Using the Index of Federal Stock Numbers and Reference Numbers find the pertinent Federal stock number or reference number in the section titled "Items Not Illustrated" and note the page number. This section of the index is in ascending FSN sequence followed by a list of reference numbers in alphanumeric sequence, cross-referenced to page number.

(2) *Second.* Using the Table of Contents, locate the assembly group number and page number.

(3) *Third.* Using the applicable group number and page number locate the pertinent stock number or reference number in the Repair Parts Listing. Items which are not illustrated are listed at the end of the assembly group to which they belong.

6. Abbreviations

ac	alternating current
amp	ampere
assy	assembly
cps	cycles per second
cres	corrosion resistant steel
dc	direct current
dia	diameter
ea	each
elect	electrical
exp	expanded
ft	foot (feet)
grd	ground
hex	hexagon
id	inside diameter
in.	inch (es)
kw	kilowatt
lg	long (length)
lh	left hand
min	minimum
mtg	mounting
NC	National Course (thread)
NEF	National Extra Fine (thread)
neg	negative
NF	National Fine (thread)
No.	number
od	outside diameter
P/N	Part Number
pos	positive
rh	right hand
temp	temperature
term	terminal
thd	thread
thk	thick (ness)
UNC	Unified National Course (thread)
UNEF	Unified National Extra Fine (thread)

SECTION II. PRESCRIBED LOAD ALLOWANCE

(1) FEDERAL STOCK NUMBER	(2) DESCRIPTION	(3) 15-DAY ORGANIZATIONAL MAINTENANCE ALLOWANCE			
		(a) 1-5	(b) 6-20	(c) 21-50	(d) 51-100
	GROUP 11— ENGINE LINES AND FITTINGS				
2835-015-0212	TUBE ASSEMBLY, METAL				1
2835-015-0214	TUBE ASSEMBLY				1
2835-757-6805	TUBE ASSEMBLY, METAL				1
2835-757-6808	TUBE ASSEMBLY, METAL				1
2835-757-6812	TUBE ASSEMBLY, NONMETALLIC		1	1	2
2835-757-6815	TUBE ASSEMBLY, METAL				1
2835-757-6816	TUBE ASSEMBLY, METAL				1
2835-772-9951	TUBE ASSEMBLY, METAL				1
2835-772-9952	TUBE ASSEMBLY, METAL				1
2835-897-2312	SEAL	1	5	10	21
2835-897-2431	SEAL		1	2	4
2910-897-9148	HOSE ASSEMBLY, RUBBER			1	2
2910-897-9150	SEAL		1	2	4
4720-014-8272	HOSE ASSEMBLY, RUBBER			1	2
4720-062-4149	HOSE NONMETALLIC			1	2
4720-710-3425	HOSE, NONMETALLIC		1	1	2
4720-757-6817	HOSE ASSEMBLY, RUBBER		1	1	2
4720-766-9204	HOSE, NONMETALLIC	1	1	2	1
4720-952-0061	HOSE ASSEMBLY, NONMETALLIC		1	1	2
5330-171-5442	GASKET	1	3	7	13
5330-171-5454	PACKING, PREFORMED	1	3	6	13
5330-171-5654	PACKING, PREFORMED	1	4	8	17
5330-641-1824	PACKING, PREFORMED		1	3	5
5330-861-1396	GASKET		1	2	4
5330-883-4215	PACKING, PREFORMED		1	2	4
5330-894-3626	PACKING, PREFORMED		1	2	4
6115-641-3773	PACKING, PREFORMED	2	8	17	33
6140-057-2553	BATTERY, STORAGE			1	1
	GROUP 12 - STARTER MOTOR				
5330-576-9114	PACKING, PREFORMED		1	2	4
5945-754-6611	RELAY, SOLENOID				1
	GROUP 14 - FUEL SYSTEM LINES, FITTING AND ACCESSORIES				
2835-017-9270	TUBE ASSEMBLY, FUEL				1
2915-097-0325	VALVE, DRAIN				1
4320-045-9430	PUMP, ROTARY, POWER DRIVEN				1
4720-903-5780	HOSE ASSEMBLY				1
4720-903-9501	HOSE ASSEMBLY, RUBBER				1
4720-903-9502	HOSE ASSEMBLY, RUBBER				1
4720-904-3279	HOSE ASSEMBLY				1

SECTION II. PRESCRIBED LOAD ALLOWANCE

(1) FEDERAL STOCK NUMBER	(2) DESCRIPTION	(3) 15-DAY ORGANIZATIONAL MAINTENANCE ALLOWANCE			
		USABLE ON CODE			
		(e) 1-5	(b) 6-20	(c) 21-50	(d) 51-100
4720-904-3282	HOSE				1
4720-904-3283	HOSE				1
4720-904-5050	HOSE ASSEMBLY				1
4720-904-5051	HOSE ASSEMBLY				1
4720-904-5052	HOSE ASSEMBLY				1
4720-904-5053	HOSE ASSEMBLY				1
4720-904-5054	HOSE ASSEMBLY				1
4720-904-5055	HOSE ASSEMBLY				1
	GROUP 15 - FUEL CONTROL UNIT				
2910-757-6827	ELEMENT, FILTER		1	2	4
2910-757-6857	FILTER ELEMENT, FLUID, PRESSURE		1	2	4
5330-724-4286	PACKING, PREFORMED		1	2	4
5330-757-6867	PACKING		1	2	4
	GROUP 16 - SOLENOID VALVE AND HEATER				
2910-689-9920	VALVE ASSEMBLY, SOLENOID				1
2910-854-3664	PUMP				1
4810-726-9293	VALVE, SOLENOID			1	1
	GROUP 17 - MAIN PUMP AND ATOMIZER				
2910-065-6615	ATOMIZER ASSEMBLY, FUEL				1
2910-757-6859	VALVE				1
4320-045-9430	PUMP, ROTARY, POWER DRIVEN				1
5330-845-0915	PACKING, PREFORMED		1	2	4
5330-861-1396	GASKET		1	2	4
	GROUP 18 - FUEL TANK				
2940-849-8358	FILTER ELEMENT, FLUID		1	2	4
5330-186-4939	RETAINER, PACKING		1	2	4
5330-194-3713	PACKING		1	2	4
	GROUP 20 - ENGINE LUBE FILTER SYSTEM				
1450-713-5888	HOSE				1
2940-849-8358	FILTER ELEMENT, FLUID	1	5	10	21
4720-777-7535	HOSE				1
4720-903-8176	HOSE				1
5330-186-4939	RETAINER, PACKING		1	2	4
5330-194-3713	PACKING, PREFORMED		1	2	4
5330-667-0370	PACKING		1	1	2
	GROUP 21 - OIL PRESSURE SWITCHES				
5930-017-9274	SWITCH, PRESSURE				1
5930-615-6831	SWITCH, PRESSURE				1
	GROUP 24 - OIL COOLER				
4720-683-8899	TUBING, RUBBER				1

SECTION II. PRESCRIBED LOAD ALLOWANCE

(1) FEDERAL STOCK NUMBER	(2) DESCRIPTION	(3) 15-DAY ORGANIZATIONAL MAINTENANCE ALLOWANCE			
		(a) 1-5	(b) 6-20	(c) 21-50	(d) 51-100
5330-171-5659	PACKING, PREFORMED			1	1
5330-393-5622	PACKING, PREFORMED			1	1
	GROUP 25 - OIL TANK				
1650-530-3146	GASKET		1	1	2
2835-017-9272	CAP ASSEMBLY				1
2835-790-6236	PAD, OIL TANK			1	1
	GROUP 27 - MUFFLER, EJECTOR AND PIPE ASSEMBLIES				
5330-014-7174	RETAINER, PACKING				1
5330-014-8447	GASKET			1	1
6115-014-724 B	SEAL			1	1
	GROUP 28 - ATOMIZER, AND CHAMBER ASSEMBLIES				
2835-580-2299	GASKET			1	1
2835-836-8961	GASKET			1	1
2835-894-6470	PACKING, PREFORMED			1	1
2920-791-8056	GASKET		1	2	4
2920-888-0591	IGNITION UNIT			1	1
2925-293-6481	IGNITER, PLUG			1	1
5330-014-8503	GASKET			1	1
5330-014-8505	GASKET			1	1
5330-171-8002	PACKING		1	2	4
	GROUP 30 - THERMOCOUPLE				
2835-531-2452	GASKET		1	1	2
6685-757-9327	THERMOCOUPLE ENGINE				1
	GROUP 40 - ELECTRICAL CONTROLS, PANELS AND INSTRUMENTS				
5330-248-3836	PACKING, PREFORMED			1	1
5925-769-3466	CIRCUIT BREAKER				1
5930-015-0126	SWITCH				1
5930-660-3947	SWITCH TOGGLE				1
5930-757-6868	SWITCH				1
6115-014-5516	METER SET				1
6115-014-5521	LIGHT		1	1	2
6625-014-0191	AMMETER				1
6625-015-0192	VOLTMETER MTG SCREW				1
6625-841-4995	WATTMETER				1
	GROUP 44 - FUSEHOLDER AND SLAVE RECEPTACLE				
5920-078-8659	FUSE			1	1
	GROUP 46 - ENGINE CONTROLS PANEL				
6620-015-0369	GAGE, OIL PRESSURE				1
6625-015-0193	AMMETER				1
6645-580-9605	METER, TIME TOTALIZING				1
6680-611-0748	INDICATOR, ELECTRIC				1

SECTION II. PRESCRIBED LOAD ALLOWANCE

(1) FEDERAL STOCK NUMBER	(2) DESCRIPTION	(3) 15-DAY ORGANIZATIONAL MAINTENANCE ALLOWANCE			
		USABLE ON CODE			
		(a) 1-5	(b) 6-20	(c) 21-50	(d) 51-100
6685-957-3808	INDICATOR TEMPERATURE, ELECTRICAL RESISTANCE GROUP 47 - WINTERIZATION				1
1660-025-3493	FILTER, FLUID PRESSURE				1
2910-335-9344	ELEMENT ASSEMBLY, FILTER	1	5	9	19
2920-902-7063	IGNITER ASSEMBLY		1	1	3
2990-014-7484	HEATER, AIR DUCT, INTERNAL COMBUSTION				1
4730-064-8655	CLAMP				1
4730-317-4039	CLAMP, HOSE				1
5310-014-5629	WASHER, RECESSED				1
5330-014-5632	ASBESTOS STRIP				1
5330-014-5633	ASBESTOS STRIP				1
5330-265-1089	PACKING, PREFORMED	1	5	9	19
5930-708-3588	SWITCH, MICRO				1
5930-708-3589	SWITCH FLAME				1
6115-691-5493	GASKET	1	2	4	2

(1) SMR CODE	(2) FEDERAL STOCK NUMBER	(3) DESCRIPTION REF. NUMBER & MFR. CODE	(4) U N I T O F M E A S U R E S	(5) QTY INC IN UNIT	(6) 15-DAY ORGANIZATIONAL MAINTENANCE ALW				(7) ILLUS TRATION	
					(A)	(B)	(C)	(D)	(A) FIG NO	(B) ITEM NO
					1-5	6-20	21-50	51-100		
		SECTION III - REPAIR PARTS FOR ORGANIZATIONAL MAINTENANCE								
		GROUP 01-ENCLOSURE								
P O	6115-015-0279	COVER ASSEMBLY, FORWARD END, ENCLOSURE: NO. 12 COTTON DUCK 13208E8950-1 (99193)	FA	1	*	*	*	*		
X20		SOCKET, SNAP: ENCLOSURE FORWARD END COVER MS27977-1B (96906)	EA	16					1	1
X20		SOCKET SNAP: ENCLOSURE FORWARD END COVER MS27977-2B (96906)	EA	7					1	2
X20		CLINCH PLATE, SNAP: BLACK ENCLOSURE, FORWARD END COVER MS27977-3B (96906)	EA	23					1	3
X1		COVER ASSEMBLY: ENCLOSURE FORWARD END COVER 13208E8950-3 (99193)	EA	1						
X1		CANVAS: ENCLOSURE FORWARD END COVER 13208E8950-5 (99193)	EA	1					1	4
X1		CANVAS: ENCLOSURE FORWARD END COVER 13208E8950-7 (99193)	EA	1					1	4
X1		CANVAS: 5.50 IN. X 5.50 IN. NO. 12 COTTON DUCK, ENCLOSURE FORWARD END COVER 13208E8950-9 (99193)	EA	4					1	4
X1		CANVAS: 7.75 IN. X 7.75 IN. NO. 12 COTTON DUCK, ENCLOSURE FORWARD END COVER 13208E8950-11 (99193)	EA	2					1	4
		GROUP 02-SCREEN ASSEMBLY AND FIREWALL								
P O	5305-141-4883	SCREW, MACHINE: COMPRESSOR AND FAN INLET SCREEN MTG AN507C1032-8 (88044)	EA	2	*	*	*	*	2	1
P O	5305-271-8216	SCREW, MACHINE: COMPRESSOR AND FAN INLET PLENUM SCREEN MTG AN507-1032-10 (88044)	EA	23	*	*	*	*	2	2
P O	2835-630-3965	SCREEN, AIR: COMPRESSOR AND FAN INLET 372593 (99193)	EA	1	*	*	*	*	2	3
		GROUP 04-WIRING HARNESS AND IGNITER PLUG								
P O	5310-167-0834	WASHER, FLAT: HARNESS CLAMP TO PRESSURE SWITCH AN960-10L (88044)	EA	2	REF	REF	REF	REF	7	1
P O	5340-576-8210	CLAMP, LOOP: FOR 1/4 IN. TUBE, ALUMINUM, HARNESS TO BRACKET MTG TA171804T (99193)	EA	2	*	*	*	*	7	2
P O	5310-167-0834	WASHER, FLAT: HARNESS CLAMP TO INLET PLENUM AN960-10L (88044)	EA	2	REF	REF	REF	REF	7	3
P O	5340-726-4426	CLAMP, LOOP: HARNESS MTG TO FUEL SOLENOID, INLET PLENUM, THERMOSTAT BY-PASS LINE, AND ACCESS OIL LINE TA171805T (99193)	EA	6	*	*	*	*	7	4
P O	5310-167-0834	WASHER, FLAT: HARNESS CLAMP TO THERMOSTAT BY-PASS LINE AN960-10L (88044)	EA	2	REF	REF	REF	REF	7	5

(1) SMR CODE	(2) FEDERAL STOCK NUMBER	(3) DESCRIPTION REF. NUMBER & MFR. CODE	(4) UN IT O F M E A S U R E M E N T S USABLE ON CODE	(5) QTY INC IN UNIT	(6) 15-DAY ORGANIZATIONAL MAINTENANCE ALW				(7) ILLUS TRATION	
					(A)	(B)	(C)	(D)	(A) FIG NO	(B) ITEM NO
					1 5	6-20	21-50	51-100		
X20		SCREW, SELF-LOCKING, FILLISTER HEAD: NO. 10-24 UNC, 1/4 IN. LG, CRES 655-533-9005 (99193)	EA	1					7	6
X20		BRACKET: SUPPORT CLAMP, FOR ONE HOLE MTG, HARNESS MTG, TO INLET PLENUM AN743-12 (88044)	EA	1					7	7
P O	5306-722-0393	BOLT, MACHINE: HARNESS MTG CLAMP TO INLET PLENUM AN3-4A (88044)	EA	1	REF	REF	REF	REF	7	8
P O	5340-576-8207	CLAMP, LOOP: HARNESS MTG TO OIL PRESSURE SWITCH TA1718D10ST (99193)	EA	1	*	*	*	*	7	9
P O	5310-088-0551	NUT, SELF-LOCKING MS20365-440 (96906)	EA	4	*	*	*	*	7	10
P O	5310-167-0815	WASHER, FLAT AN960-4 (88044)	EA	4	*	*	*	*	7	11
P O	5305-151-2919	SCREW, MACHINE, FILLISTER HEAD AN500-4-7 (88044)	EA	4	*	*	*	*	7	12
P O	5325-174-5315	GROMMET, RUBBER: THERMOCOUPLE LEAD MS35489-7 (96906)	EA	1	*	*	*	*	7	14
P O	2835-757-6810	LEAD ELECTRICAL: IGNITER PLUG 76078-31 (99193)	EA	1	*	*	*	1	7	15
P O	5325-263-6651	GROMMET, RUBBER MS35489-12 (96906)	EA	1	*	*	*	*	7	16
		GROUP 06-GAS TURBINE WIRING								
X20		BAND, MARKER, BLANK TY42 (59730)	EA	1					9	11
		GROUP 07-AC WIRING								
X20		CLAMP, LOOP TA1718D17X (84971)	EA	1					11	1
X20		CLAMP, LOOP: ON FRAME ABOVE BATTERY BOX, 1 UNDER VOLTAGE REGULATOR BETWEEN AC POWER OUTLET AND BOLTAGE CHANGE PANELS WITHD17X CLAMP TA1718D3X (84971)	EA	4					11	2
X20		BOLT, MACHINE: CABLE CLAMP MTG EACH END AF A5 BATTERY CHARGER AN3-4A (88044)	EA	2					11	3
X20		CLAMP, LOOP: D3X CLAMP LEFT OF J15 RECEPTACLE, ON CURRENT TRANSFORMER MTG HOLE, WITH DX4 AC HARNESS BELOW AND RIGHT OF LOAD ANTICIPATOR, AC HARNESS LEFT SIDE OF T84, AND UNDER VOLTAGE REGULATOR, BETWEEN VOLTAGE REGUALTOR, BETWEEN VOLTAGE CHANGE AND AC POWER OUTLET PANELS WITH D3X CLAMP TA1718D6X (84971)	EA	6					11	4
X20		CLAMP, LOOP: BATTERY CHARGER MTG BRACKET, WITH D6X BELOW AND RIGHT OF LOAD ANTICIPATOR, AC HARNESS TO A5 BATTERY CHARGER MTG ON FAIRLEAD, AC HARNESS TO SWORTING PLUG, AND BOTTOM OF VOLTAGE CHANGE PANEL TA1718D4X (84971)	EA	12					11	5
P O	5310-877-5797	NUT, SELF-LOCKING, HEXAGON MS21044N3 (96906)	EA	6	*	*	*	*	11	6

(1) SMR CODE	(2) FEDERAL STOCK NUMBER	(3) DESCRIPTION REF. NUMBER & MFR. CODE	(4) U N I T O F M E A S U R E M E N T	(5) QTY INC IN UNIT	(6) 15 DAY ORGANIZATIONAL MAINTENANCE ALW				(7) REPL TRACTION	
					(A)	(B)	(C)	(D)	(A)	(B)
					15	6-20	21-50	51-100	FIG NO	ITEM NO
		GROUP 09-WIRING HARNESS, GENERATOR SET								
X20		BOLT, MACHINE AN3-5A (88044)	EA	6						
X20		BOLT, MACHINE AN3-6A (88044)	EA	3						
X20		CLAMP, LOOP: DC HARNESS ON FRAME TO RIGHT OF LOAD ANTICIPATOR, BOTTOM OF VOLTAGE CHANGE PANEL TA1718010X (84971)	EA	3						
X20		CLAMP: DC HARNESS ON CHANNEL RUNNING AFT FROM LOAD ANTICIPATOR TA171802X (84971)	EA	1						
X20		CLAMP, LOOP TA171805X (84971)	EA	2						
X20		CLAMP, LOOP TA171807X (84971)	FA	2						
X20		CLAMP, LOOP TA171808X (84971)	FA	2						
X20		NUT, PLAIN, HEXAGON MS35690-612 (96906)	FA	2						
		GROUP 10-BATTERY BOX								
P O	5310-680-5074	NUT, PLAIN, WING: BATTERY BOX RETAINER AN350-5 (88044)	EA	4	*	*	*	*	16	1
X20		HARNESS ASSEMBLY 13213E4440-5 (99193)	EA	1					16	2
P O	5930-015-0061	SENSOR, TEMPERATURE: BATTERY ELECTROLYTE 305164-1 (99193)			*	*	*	*	16	3
X20		TERMINAL: 66, BATTERY CABLE	EA	4					16	4
X20		WIRE ASSEMBLY: P2A2N, FROM BT2 NEG TO E2 NEG 14 IN. LG 13207E3820-2 (99193)	FA	1						
X1		SLEEVING: P2A2N, 0.578 EXP ID X 1 IN. LG, BLACK SRX34HLK (90484)	EA	2					16	5
X20		WIRE: AWG2X36, P1A2	EA	1					16	6
X20		LEAD, ELECTRICAL: POS TO HT1 NEG 3.0 IN. LG 13207E3820-16 (99193)	EA	1					16	7
P O	6140-057-2553	BATTERY, STORAGE MS35000-1 (96906)	EA	2	*	*	1	1	16	8
P O	6140-872-7766	BOX ASSEMBLY, BATTERY 13213E4453-1 (99193)	FA	1	*	*	*	*	16	
X20		COVER ASSEMBLY: BATTERY BOX 13213E4453-5 (99193)	EA	1						
X20		GROMMET, RUBBER: BATTERY BOX ASSEMBLY MS35489-20 (96906)	FA	3					16	15

(1) SMR CODE	(2) FEDERAL STOCK NUMBER	(3) DESCRIPTION REF. NUMBER & MFR. CODE	(4) UNIT OF MEAS URES	(5) QTY INC IN UNIT	(6) 15-DAY ORGANIZATIONAL MAINTENANCE ALW				(7) ILLUS TRATION	
					(A)	(B)	(C)	(D)	(A) FIG NO	(B) ITEM NO
					1-5	6-20	21-50	51-100		
		GROUP 11-ENGINE LINES AND FITTINGS								
P U	2910-897-9148	HOSE ASSEMBLY, RUBBER: OIL PUMP TO COOLER 399-510-9001 (99193)	EA	1	*	*	1	2	17	1
P O	4730-187-0487	NIPPLE, TUBE AN815-8 (88044)	EA	2	*	*	*	*	17	2
P U	5330-171-5454	PACKING, PREFORMED S8316K8 (99193)	EA	3	1	3	6	13	17	3
X20		BOLT, FLUID PASSAGE: OIL HOSE BANJO SEAL AN775-8 (88044)	EA	5					17	4
P O	2835-897-2312	SEAL 583-509-9004 (99193)	EA	5	1	5	10	21	17	5
P O	4730-277-9762	CONNECTOR, MULTIPLE: OIL HOSE AN776-H (88044)	EA	3	*	*	*	*	17	6
P O	2835-015-0212	TUBE ASSEMBLY, METAL: OIL COOLER TO OIL TANK 378125 (99193)	EA	1	*	*	*	1	17	7
P O	4720-014-8272	HOSE ASSEMBLY, RUBBER 601000-1290140 (00624)	EA	1	*	*	1	2	17	8
P O	5330-171-5442	GASKET S8316K12 (70210)	EA	3	1	3	7	13	17	9
P O	5310-061-7326	NUT, SELF-LOCKING, HEXAGON: HOSE CLAMP BOLT MS21045-3 (06906)	FA	7	*	*	*	*	17	10
P U	5336-722-0393	BOLT, MACHINE: HEATER FUEL FILTER HOSE CLAMP MTG FUEL PUMP MTG AN3-4A (88044)	EA	6	REP	REP	REP	REP	17	11
X21		CLAMP, LAMP: PLUMBING SUPPORT TA171805T (99193)	EA	3					17	12
P O	4720-062-4149	HOSE, NONMETALLIC: MEDIUM PRESSURE, 1/4 IN. TUBE 21 3/4 IN. LG 399-543-9014 (99193)	FA	1	*	*	1	2	17	13
P O	5330-171-5454	PACKING, PREFORMED S8316K4 (99193)	EA	4	1	4	8	17	17	14
P O	2835-757-6812	TUBE ASSEMBLY, NONMETALLIC M666000-4-0262 (00624)	EA	1	*	1	1	2	17	15
P O	2835-772-9952	TUBE ASSEMBLY, METAL: GAS TURBINE, ACCESSORY CASE TO OIL PRESSURE SWITCH 370512-6 (99193)	EA	1	*	*	*	1	17	16
P O	4730-277-5060	TEE, TUBE: FUEL ATOMIZER AN834-4 (88044)	EA	1	*	*	*	*	17	17
P O	4730-278-0375	BOLT, FLUID PASSAGE: OIL HOSE BANJO SEAL AN775-4 (88044)	EA	1	*	*	*	*	17	19
P U	2910-897-9150	SEAL 583-609-9001 (99193)	EA	1	*	1	2	4	17	20
P O	4730-277-9757	CONNECTOR, MULTIPLE: OIL TUBE AN776-4 (88044)	EA	1	*	*	*	*	17	21
P O	4720-766-9204	HOSE, NONMETALLIC: MEDIUM PRESSURE, 3/8 IN. TUBE, 29-1/4 IN. LG, FLAMED SWIVEL 399-545-2007 (99193)	EA	1	*	1	1	2	17	22
P U	4730-510-7194	REDUCER, TUBE: OIL LINE AN919-6C (81352)	EA	1	*	*	*	*	17	23
P O	4730-187-3600	REDUCER, TUBE: SLAVE FITTING AN919-6 (88044)	EA	1	*	*	*	*	17	24
P O	6115-641-3773	PACKING, PREFORMED: OIL TANK DRAIN VALVE TEE S8316K6 (99193)	EA	5	2	8	17	33	17	25

(1) SMR CODE	(2) FEDERAL STOCK NUMBER	(3) DESCRIPTION REF. NUMBER & MFR. CODE	(4) U N I T O F M E A S U R E S	(5) QTY INC IN UNIT	(6) 15-DAY ORGANIZATIONAL MAINTENANCE ALW				(7) ILLUS TRATION	
					(A)	(B)	(C)	(D)	(A)	(B)
					1-5	6-20	21-50	51-100	FIG NO	ITEM NO
P O	4730-278-2782	TEE, BOX: SLAVE FITTING AN938-6 (88044)	EA	1	*	*	*	*	17	26
P O	4720-710-3425	HOSE, NONMETALLIC: MEDIUM PRESSURE, 3/8 IN. TUBE, 17 IN. LG 399-543-9006 (99193)	EA	1	*	1	1	2	17	27
P O	2835-772-9951	TUBE ASSMPLY, METAL: OIL PRESSURE LINE 370512-5 (99193)	EA	1	*	*	*	1	17	28
P O	4730-187-0486	NIPPLE, TUBE: OIL TANK FILLER NECK DRAIN AN815-6 (88044)	FA	2	*	*	*	*	17	29
P O	2835-897-2431	SEAL 583-509-9003 (99193)	EA	1	*	1	2	4	17	30
P O	4730-278-5816	CONNECTOR, MULTIPLE: OIL HOSE AN778-6 (88044)	EA	1	*	*	*	*	17	31
P O	4730-287-0093	PLUG, MACHINE THREAD: LOCKWIRE HOLES, OIL AN814-4DL (88044)	FA	2	*	*	*	*	17	32
P O	4730-278-8794	PLUG, MACHINE THREAD: LOCKWIRE HOLES AN814-6DL (88044)	EA	1	*	*	*	*	17	33
P O	5330-861-1396	GASKET: TUBE FITTING 58316AD4 (99193)	EA	1	*	1	2	4	17	34
P O	4730-278-8805	PLUG, MACHINE THREAD AN814-12DL (88044)	EA	1	*	*	*	*	17	35
P O	4730-278-8804	PLUG, MACHINE THREAD: LOCKWIRE HOLES AN814-9DL (88044)	EA	1	*	*	*	*	17	36
P O	2835-757-6808	TUBE ASSEMBLY, METAL 694788-1 (99193)	EA	1	*	*	*	1	17	37
P O	4730-231-3026	ELBOW: FUEL SOLENOID VALVES AN833-4 (48044)	EA	3	*	*	*	*	17	38
X2O		CLAMP, LOOP: PLUMBING SUPPORT TA171804T (99193)	FA	11					17	39
P O	4720-952-0061	HOSE ASSEMBLY, NONMETALLIC 399-543-9003 (99193)	EA	1	*	1	1	2	17	40
P O	4730-277-5060	TEE, TUBE: OIL PRESSURE SWITCH LINE AN834-4 (88044)	EA	1	REF	REF	REF	REF	17	41
P O	4730-230-8710	ELBOW, TUBE: FUEL SOLENOID VALVE OUTLET AN837-4 (88044)	EA	1	*	*	*	*	17	42
P O	2835-757-6805	TUBE ASSEMBLY, METAL 694528 (99193)	EA	1	*	*	*	1	17	43
P O	5306-722-0393	BOLT, MACHINE: FUEL PUMP MTG AN3-4A (88044)	EA	4	REF	REF	REF	REF	17	44
X2O		CLAMP, LOOP: PLUMBING SUPPORT TA17180T4 (99193)	EA	5					17	45
P O	2835-015-0214	TURB ASSEMBLY: GAS TURBINE ENGINE, 1/4 IN. OD X 0.028 IN. WALL, CRES 694527 (99193)	EA	1	*	*	*	1	17	46
P O	5330-641-1824	PACKING, PREFORMED: PLUG 58316A4 (99193)	EA	2	*	1	3	5	17	47
P O	2835-757-6815	TUBE ASSEMBLY, METAL 694675 (99193)	EA	1	*	*	*	1	17	48
X1		NUT, TUBE COUPLING AN818-4 (88044)	EA	2						
X1		SLEEVE, FLARED TUBE FITTING MS20819-4 (96906)	EA	2						
X1		TUBE, UNFLARED, STRAIGHT: 1/4 IN. OD X 0.028 IN. WALL, CRES 694675-1 (99193)	EA	2						

(1) SMN CODE	(2) FEDERAL STOCK NUMBER	(3) DESCRIPTION REF. NUMBER & MFR. CODE	(4) USABLE ON CODE	(5) QTY INC IN UNIT	(6) 15-DAY ORGANIZATIONAL MAINTENANCE ALW				(7) ILLUS TRATION	
					(A)	(E)	(C)	(D)	(A)	(B)
					1-5	6-20	21-50	51-100	FIG NO	ITEM NO.
X20		ELBOW: FUEL LINE 75436-9 (99193)	EA	1					17	49
P O	5330-641-1824	PACKING, PREFORMED: ELBOW, FUEL CONTROL AIR LINE S8316A4 (99193)	EA	1	REF	REF	REF	REF	17	50
P O	2835-757-6816	TUBE ASSEMBLY, METAL 694524 (99193)	EA	1	*	*	*	1	17	51
P O	4730-278-5826	CONNECTOR, MULTIPLE: COOLER BANJO SEAL, OIL TUBE BANJO SFAL AN778-8 (88044)	EA	1	*	*	*	*	17	53
X20		CLAMP, LOOP: PLUMBING SUPPORT TA1718D10T (99193)	EA	1					17	54
P O	4720-757-6817	HOSE ASSEMBLY, RUBBER 399-503-9006 (99193)	EA	1	*	1	1	2	17	55
P O	5330-883-4215	PACKING, PREFORMED: OIL TANK DRAIN UNION S8316AD6 (99193)	EA	1	*	1	2	4	17	56
P O	4730-278-8797	PLUG, MACHINE THREAD: LOCKWIRE HOLES AN814-4L (88044)	EA	2	*	*	*	*	17	57
P O	5330-641-1824	PACKING, PREFORMED: THERMOSTAT BY-PASS SOLENOID VALVE S8316A4 (99193)	EA	2	REF	REF	REF	REF	17	58
P O	4730-618-7377	ADAPTER, STRAIGHT, PIPE: OIL TANK 372844 (99193)	EA	1	*	*	*	*	17	63
P O	5330-894-3626	PACKING, PREFORMED S8316AH4 (99193)	EA	1	*	1	2	4	17	65
P O	5306-274-2119	BOLT, MACHINE: HOSE CLAMP AND BRACKET MTG AN3-5A (88044)	EA	1	*	*	*	*	17	66
P O	5310-167-0834	WASHER, FLAT AN960-10L (88044)	EA	16	REF	REF	REF	REF	17	67
		GROUP 12-STARTER MOTOR								
X20		LEAD, ELECTRICAL: FROM B1 NEG TO E2, 38 IN. LG, STARTER NEG TERMINAL TO INTERNAL GROUND STUD 13207E3820-3 (99193)	EA	1					18	1
X20		TERMINAL: STARTER NEG TERMINAL END YAEV2CL1 (09922)	EA	1					18	2
X20		TERMINAL: STARTER RELAY END YAEV2CL (09922)	EA	1					18	3
X20		WIRE, ELECTRICAL, 600 VOLT, COPPER, AIRCRAFT: SIZE 1N-2, 38 IN. LG MS25190B2X38 (96906)	EA	1						
X20		LEAD, ELECTRICAL: FROM K1-A1 TO B1 POS, 38.5 IN. LONG, STARTER RELAY TO STARTER POS TERMINAL 13207E3820-5 (99193)	EA	1					18	4
P O	5330-576-9114	PACKING, PREFORMED: STARTER MOTOR MOUNTING S8171K15 (72599)	EA	1	*	1	2	4	18	7
X20		TERMINAL: STARTER POSITIVE TERMINAL END YAEV2CL1 (09922)	EA	1						
X20		WIRE, ELECTRICAL: 600 VOLT, COPPER, AIRCRAFT, SIZE AN-2, 39 IN. LG MS25190B2X39 (96906)	EA	1						
X20		TERMINAL: INTERNAL GROUND END YAEV2CL (09922)	EA	1						
P O	2920-792-2569	MOTOR ENGINE STARTER: GAS TURBINE 76483-2 (99193)	EA	1					18	8

(1) SMR CODE	(2) FEDERAL STOCK NUMBER	(3) DESCRIPTION REF. NUMBER & MFR. CODE	(4) UNIT OF MEAS USABLE ON CODE	(5) QTY INC IN UNIT	(6) 15 DAY ORGANIZATIONAL MAINTENANCE ALW				(7) ILLUS TRATION	
					(A)	(B)	(C)	(D)	(A) FIG NO	(B) ITEM NO
					15	6 20	21 50	51 100		
P 0	5307-207-7413	STUD, CONTINUOUS THREAD 48335-1 (70210)	EA	1	REF	REF	REF	REF	20	43
X20		NUTSING 48329-1 (70210)	EA	1					20	52
X20		NUT, PLAIN, HEXAGON, ELECTRICAL: 3/8-24 UNF, STARTER RELAY, X1 AND X2 TERMINALS MS20341-616 (96906)	EA	2					21	1
X20		WASHER, LOCK, SPRING: 3/8 IN. THREAD SIZE, BRONZE, STARTER RELAY TERMINALS X1 AND X2 AN935B616 (88044)	EA	2					21	2
P 0	5310-187-2413	WASHER, FLAT: STARTER RELAY TERMINALS X1 AND X2 AN961-616 (88044)	EA	2	*	*	*	*	21	3
X20		NUT, PLAIN, HEXAGON, ELECTRICAL: NO. 6-32 UNC, STARTER RELAY TERMINALS, EXCEPT X1 AND X2 MS20341-6 (96906)	EA	6					21	4
X20		WASHER, LOCK, SPRING: NO. 6 THREAD SIZE, BRONZE STARTER RELAY TERMINALS EXCEPT X1 AND X2 AN935B6 (88044)	EA	6					21	5
X20		WASHER, FLAT, ELECTRICAL: NO. 6 THREAD SIZE, STARTER RELAY TERMINALS EXCEPT X1 AND X2 AN961-6 (88044)	EA	6					21	6
X20		SCREW, MACHINE: STARTER RELAY MTG, INBOARD AN526-1032-12 (88044)	EA	1					21	7
P 0	5945-754-6611	RELAY, SOLENOID: STARTER RELAY MS24142D2 (96906)	EA	1	*	*	*	1	21	8
		GROUP 13-FUEL TANK WIRING								
P 0	5340-847-8082	CLAMP: FUEL TANK WIRING HARNESS MTG TA1718D6X (84971)	EA	5	*	*	*	*	22	1
X20		NUT, SELF-LOCKING, HEXAGON REGULAR HEIGHT: 8-32 UNC, CRES, RESISTOR MTG BOLT MS21044C08 (96906)	EA	1					22	2
P 0	5310-558-6207	WASHER, FLAT: RESISTOR MTG BOLT AN960CBL (88044)	EA	2	*	*	*	*	22	3
P 0	5305-558-6266	SCREW, MACHINE, TRUSS HEAD: RESISTOR MTG AN526C832-24 (88044)	EA	1	*	*	*	*	22	4
P 0	5310-952-0072	WASHER, NONMETALLIC 2516 (83330)	EA	2	*	*	*	*	22	5
P 0	5305-271-8216	SCREW, MACHINE, FLAT HEAD: FUEL TANK WIRING HARNESS CLAMP MTG AN507-1032-10 (88044)	EA	3	REF	REF	REF	REF	22	6
P 0	5340-840-0066	CLAMP, LOOP TA1718D5X (84971)	EA	3	*	*	*	*	22	7
P 0	5325-185-0001	GROMMET, RUBBER: SPLIT FUEL TANK WIRING HARNESS MS35489-46S (96906)	EA	1	*	*	*	*	22	8
X20		GROMMET, RUBBER: 3/4 IN. ID, SPLIT TYPE, FUEL TANK WIRING HARNESS MS35489-124S (96906)	EA	1					22	9
X20		BAND, MARKER: HARNESS JUNCTIONS TY5 (59730)	EA	V					23	3
X20		LAMP: WARNING INDICATOR LIGHT 6S6-30V (72619)	EA	1					23	6

(1) SMR CODE	(2) FEDERAL STOCK NUMBER	(3) DESCRIPTION REF. NUMBER & MFR. CODE	(4) U N I T O F M E A S U R E M E N T S	(5) QTY INC IN UNIT	(6) 15-DAY ORGANIZATIONAL MAINTENANCE ALW				(7) ILLUS TRATION	
					(A)	(B)	(C)	(D)	(A)	(B)
					1-5	6-20	21-50	51-100	FIG NO	ITEM NO
		GROUP 14-FUEL SYSTEM LINES, FITTING AND ACCESSORIES								
P O	4730-231-3946	ELBOW, TUBE: FUEL INLET AND OIL DRAIN AN837-6 (88044)	EA	2	*	*	*	*	25	3
P O	5306-722-0393	BOLT, MACHINE: LOOP CLAMP MTG AN3-4A (88044)	EA	4	REF	REF	REF	REF	25	9
P O	5310-167-0834	WASHER, FLAT AN960-10L (88044)	EA	25	REF	REF	REF	REF	25	10
X20		WASHER, FLAT: FUEL LINE CAP MTG SCREW AN960-4L (88044)	EA	1					25	13
P O	5305-206-0542	SCREW, MACHINE: FUEL TUBE CAP CHAIN MTG AN515-4-8 (88044)	EA	1	*	*	*	*	25	14
P O	5305-282-4816	SCREW, MACHINE: FUEL TANK CLAMP MTG AN507-1032-12 (88044)	EA	1	*	*	*	*	25	17
P O	5340-598-0597	CLAMP, LOOP: HEATER FUEL PUMP HOSE MS21919DGB (96906)	EA	4	*	*	*	*	25	19
P O	5306-274-2119	BOLT, MACHINE: HOSE CLAMP AND BRACKET MTG AN3-5A (88044)	EA	12	REF	REF	REF	REF	25	20
X20		BRACKET, ANGLE: SUPPORT CLAMP, ONE HOLE MTG, TURBINE OIL HOSE AND MAIN FUEL PUMP HOSE CLAMP MTG AN743-12 (88044)	EA	6					25	21
P O	4730-231-4009	ELBOW, PIPE TO TUBE MS20822-4 (96906)	EA	1	*	*	*	*	25	26
P O	5306-656-0358	BOLT, MACHINE: HOSE CLAMP MTG AN3-6A (88044)	EA	2	*	*	*	*	25	27
P O	5340-598-4201	CLAMP, LOOP: HOSE, FUEL PUMP INLET, TURBINE OIL MS21919DGI1 (96906)	EA	6	*	*	*	*	25	28
X20		TEE, TUBE: MAIN FUEL PUMP INLET AN804C6 (88044)	EA	1					25	30
P O	4720-904-3282	HOSE: FUEL PUMP IN FROM EXTERNAL FUEL SOURCE 95004-6D0294 (70128)	EA	1	*	*	*	1	25	33
P O	4730-203-3136	CAP, TUBE: FUEL PUMP TEE AN929-6C (88044)	EA	1	*	*	*	*	25	34
X20		CAP, TUBE: FUEL LINE COVER AN929A6 (88044)	EA	2					25	34
P O	4720-904-3283	HOSE: FUEL CONTROL DRAIN 950004-4-0092 (00624)	EA	1	*	*	*	1	25	36
X20		CAP, TUBE: FUEL CONTROL DRAIN AN29A4 (88044)	EA	1					25	37
P O	5310-208-5769	NUT, PLAIN, HEXAGON: FUEL CONTROL DRAIN, AND OIL PRESSURE GAUGE AN924-4 (88044)	EA	2	REF	REF	REF	REF	25	38
P O	4730-277-6458	NIPPLE, TUBE: FUEL CONTROL DRAIN AN832-4 (88044)	EA	1	*	*	*	*	25	39
P O	5310-088-0551	NUT, SELF-LOCKING, HEXAGON: FUEL CONTROL, FUEL INLET AND OIL DRAIN CAP CHAIN MTG SCREW MS21044N04 (96906)	EA	2	REF	REF	REF	REF	25	40
X20		WASHER, FLAT AN960-4L (88044)	EA	1					25	41
P O	5305-206-0542	SCREW, MACHINE ROUND HEAD: FUEL CONTROL FUEL INLET AN515-4-8 (88044)	EA	1	REF	REF	REF	REF	25	42
X20		CHAIN: 3/16 IN. BEAD CHAIN, 5 IN. LG, CRES, OFFSET STYLE END FITTING, FUEL CONTROL, FUEL INLET, AND OIL DRAIN CAP NAS120C10B10B (80205)	EA	3					25	43

(1) SMR CODE	(2) FEDERAL STOCK NUMBER	(3) DESCRIPTION REF. NUMBER & MFR. CODE	(4) USABLE ON CODE	(5) QTY INC IN UNIT	(6) 15-DAY ORGANIZATIONAL MAINTENANCE ALW				(7) ILLUS- TRATION	
					(A)	(B)	(C)	(D)	(A)	(B)
					1-8	8-20	21-50	51-100	FIG NO	ITEM NO.
P O	5315-223-6113	PIN, RETAINING: FUEL CONTROL, FUEL INLET AN416-1 (88044)	EA	2	*	*	*	*	25	44
P O	4720-903-9502	HOSE ASSEMBLY, RUBBER: FUEL PUMP OUT 950012-6-0294 (00624)	EA	1	*	*	*	1	25	45
X20		ELBOW: MAIN FUEL PUMP OUTLET AN833-6C (88044)	EA	1					25	46
P O	4730-187-0486	NIPPLE, TUBE: OIL MANIFOLD AN815-6 (88044)	EA	1	REF	REF	REF	REF	25	47
P O	4720-903-9501	HOSE ASSEMBLY, RUBBER: MAIN FUEL FILTER OUT 950012-6-0190 (00624)	EA	1	*	*	*	1	25	48
P O	4730-279-0862	TEE, TUBE: FUEL FILTER AN824-6 (88044)	EA	1	*	*	*	*	25	49
P O	5340-283-0649	CLAMP, LOOP: HEATER OUT HOSE TO OIL PRESSURE GAUGE HOSE MS21919DG7 (96906)	EA	1	REF	REF	REF	REF	25	50
P O	5340-543-4394	CLAMP, LOOP: ALLOY FUEL FILTER TUBE MS21919DG6 (96906)	EA	1	*	*	*	*	25	51
P O	2835-017-9270	TUBE ASSEMBLY, FUEL: TO FUEL FILTER, IN AND OUT 13207E758-1 (99193)	EA	2	*	*	*	1	25	52
P O	4730-618-9034	ELBOW, PIPE TO TUBE: HEATER FUEL PUMP MS20822-6-2 (96906)	EA	1	*	*	*	*	25	53
P O	4720-903-5780	HOSE ASSEMBLY: NONMETAL, PLENUM VENT M666301-4-0154 (00624)	EA	1	*	*	*	1	25	54
P O	4730-279-0119	ELBOW, TUBE: PLENUM DRAIN HOSE AN833-4C (88044)	EA	1	*	*	*	*	25	55
X20		HOSE, DETACHABLE END FITTING, MEDIUM PRESSURE: 3/8 IN. OD, 300 IN. LG, REMOTE FUEL SUPPLY MS28741-6-3000 (96906)	EA	1					25	58
X20		HOSE ASSEMBLY, DETACHABLE END FITTING, MEDIUM PRESSURE: 3/8 IN. OD, 10-1/2 IN. LG, FUEL BOOST PUMP MS28741-6-0104 (96906)	EA	1					25	59
P O	4730-187-0844	ADAPTER, STRAIGHT PIPE: FUEL LINE FITTINGS AN816-6-6 (88044)	EA	7	*	*	*	*	25	60
P O	5306-722-0393	BOLT, MACHINE: FUEL TUBE CLAMP, PUMP AND FUEL DRAIN FUEL SELECTOR VALVE MTG AN3-6A (88044)	EA	22	REF	REF	REF	REF	25	61
P O	5340-952-0906	CLAMP, LOOP TA1718D12X (84971)	EA	10	*	*	*	*	25	62
X20		HOSE ASSEMBLY, DETACHABLE END FITTING, MEDIUM PRESSURE: 3/8 IN. OD, 20 IN. LG, FUEL BOOST PUMP MS28714-6-0200 (96906)	EA	1					25	63
P O	4730-194-1121	ADAPTER, STRAIGHT PIPE: PUMP PRIMER TANK AN816-6 (88044)	EA	1	*	*	*	*	25	64
X20		HOSE ASSEMBLY: FUEL, EXTERNAL TANK FLOAT SWITCH TO CHECK VALVE 950004-6D0162 (70128)	EA	1					25	65
P O	4720-904-5055	HOSE ASSEMBLY: FUEL TANK FILTER OUT 950004-6D0095 (70128)	EA	1	*	*	*	1	25	66
P O	4730-231-3028	ELBOW, TUBE: LINE FITTINGS AN833-6 (88044)	EA	4	*	*	*	*	25	67
P O	4730-203-6943	REDUCER, TUBE: FUEL FILTER AN893-13 (88044)	EA	2	*	*	*	*	25	68
P O	4720-904-5051	HOSE ASSEMBLY: FUEL, SELECTOR VALVE TO CENTER ELBOW 950004-6D0280 (70128)	EA	1	*	*	*	1	25	69

(1) SMR CODE	(2) FEDERAL STOCK NUMBER	(3) DESCRIPTION REF. NUMBER & MFR. CODE	(4) UNIT OF MEAS USABLE ON CODE	(5) QTY INC IN UNIT	(6) 15-DAY ORGANIZATIONAL MAINTENANCE ALLOW				(7) ILLUS TRATION	
					(A)	(B)	(C)	(D)	(A)	(B)
					15	6 20	21 50	51 100	FIG NO	ITEM NO.
P 0	4720-904-5050	HOSE ASSEMBLY: FUEL, SELECTOR VALVE TO OUTSIDE ELBOW 950004-600214 (70128)	EA	1	*	*	*	1	25	70
P 0	4720-904-5052	HOSE ASSEMBLY: FUEL 950004-600310 (70128)	EA	1	*	*	*	1	25	71
P 0	4730-231-5603	ELBOW, PIPE: FUEL LINE FITTINGS AN914-3 (88044)	EA	2	*	*	*	*	25	72
P 0	4720-904-5053	HOSE ASSEMBLY: FUEL 950004-600210 (70128)	EA	2	*	*	*	1	25	73
P 0	4730-231-3012	ELBOW, PIPE TO TUBE: FUEL LINE FITTING MS20822-6-6 (96906)	EA	2	*	*	*	*	25	74
X20		CHAIN, READ COMPONENTS AND ASSEMBLY: 3/16 IN. BEAD CHAIN, 5 IN. LG, CRES, OFFSET STYLE END FITTINGS, FUEL LINE CAP RETAINER NAS1201C10R10B (80205)	EA	2					25	75
P 0	5315-223-6113	PIN, RETAINING: FUEL TUBE CAP CHAIN ATTACHING AN416-1 (88044)	EA	2	REF	REF	REF	REF	25	76
P 0	4730-585-8769	CAP ASSEMBLY, PRESSURE SEAL FLARED TUBE FITTING: FUEL INLET AND FUEL TANK DRAIN LINE AN929A6C (88044)	EA	2	*	*	*	*	25	77
P 0	4720-904-5054	HOSE ASSEMBLY: FUEL 950004-600330 (70128)	EA	1	*	*	*	1	25	78
P 0	4730-231-3991	ELBOW, TUBE AN821-6 (88044)	EA	1	*	*	*	*	25	79
P 0	4730-186-7799	NIPPLE, PIPE: FUEL LINE CHECK VALVES AN911-3 (88044)	EA	3	*	*	*	*	25	80
X20		HOSE ASSEMBLY, DETACHABLE END FITTING, MEDIUM PRESSURE: FUEL TANK VENT, 1/4 IN. OD, 8 IN. LG MS28741-4-0080 (96906)	EA	1					25	81
P 0	4730-277-6836	UNION, FLARED TUBE: 1/2 IN. BULKHEAD AND UNIVERSAL, 7/16-20 NF ANR32-6D (88044)	EA	2	*	*	*	*	25	82
P 0	5310-734-5759	LOCKNUT, TUBE FITTING: PLENUM VENT ELBOW AN924-4C (88044)	EA	1	*	*	*	*	25	83
P 0	5310-167-0834	WASHER, FLAT AN960-10L (88044)	EA	6	REF	REF	REF	REF	25	84
P 0	5306-151-1420	BOLT, MACHINE: FUEL FILTER MTG AN4-14A (88044)	EA	2	*	*	*	*	26	1
P 0	5306-274-2119	BOLT, MACHINE: FLOAT AND BY-PASS VALVE SWITCH MTG AN3-5A (88044)	EA	16	REF	REF	REF	REF	26	2
P 0	5306-151-1427	BOLT, MACHINE: PUMP PRIMER TANK AND TANK FILTER BRACKET MTG AN4-5A (88044)	EA	8	REF	REF	REF	REF	26	3
X20		BRACKET ASSEMBLY 13213E4480-1 (99193)	EA	1					26	4
X1		BRACKET: FUEL TANK FILTER MTG 13213E4480-3 (99193)	EA	1						
P 0	5310-582-8167	NUT, SELF-LOCKING, PLATE: TWO LUG, FLOATING REGULAR HEIGHT, FUEL TANK FILTER BRACKET NAS1031A4 (80205)	EA	2	REF	REF	REF	REF		
X1		RIVET, SOLID: FUEL TANK FILTER BRACKET NUT PLATE MTG MS20426AD3-5 (96906)	EA	4						
X20		HOSE ASSEMBLY, DETACHABLE END FITTING, MEDIUM PRESSURE: FUEL TANK VENT, 1/4 IN. OD, 28 IN. LG MS28741-402 (96906)	EA	1					26	
P 0	5340-205-6301	CLAMP, LOOP: FUEL TANK VENT TUBE MS21919DG4 (96906)	EA	5	*	*	*	*	26	

(1) SMR CODE	(2) FEDERAL STOCK NUMBER	(3) DESCRIPTION REF. NUMBER & MFR. CODE	(4) USABLE ON CODE	(5) U N I T O F M E A S U R E M E N T I N U N I T	(6) QTY INC IN UNIT	(7) 15-DAY ORGANIZATIONAL MAINTENANCE ALW				(8) ILLUS TRATION	
						(A)	(B)	(C)	(D)	(A)	(B)
						15	6-20	21-50	51-100	FIG NO	ITEM NO
P 0	5310-167-0878	WASHER, LOCK: FUEL TANK FUEL PUMP MTG SCREWS AN936A10 (88044)		EA	4	*	*	*	*	26	10
X20		RIVET, SOLID: FUEL TANK LABEL MTG, PRIMING SWITCH, FUEL DRAIN VALVE LABEL, FUEL SELECTOR VALVE MS20470A4-5 (96906)		EA	4					26	12
X20		LABEL, PRIMING SWITCH, FUEL TANK 13213E4472-1 (99193)		EA	1					26	13
X20		WASHER, FLAT: FUEL FILTER MTG SCREWS AN960-416L (88044)		EA	2					26	14
X20		LABEL, DRAIN VALVE, FUEL TANK 13213E4483-1 (99193)		EA	1					26	18
X20		LABEL, FUEL SELECTOR VALVE, FUEL TANK 13213E4474-1 (99193)		EA	1					26	19
X20		SCREW, TAPPING, THREAD FORMING, TYPE B, PAN HEAD, CROSS-RECESSED, CORROSION RESISTING STEEL: NO. 2-32, 3/16 IN. LG, BLEED AIR VALVE LABEL MTG MS24622-2 (96906)		EA	4					26	20
X20		RIVET, SOLID: FUEL TANK PLUMB AND ELECT, SCHEMATIC LABEL MTG MS20426A4-5 (96906)		EA	4					26	21
X20		LABEL, PLUMBING AND ELECTRICAL SCHEMATIC, FUEL TANK 13213E4471-1 (99193)		EA	1					26	22
P 0	5306-150-9527	BOLT, MACHINE: HEATER FUEL PUMP MTG AN3C5A (88044)		FA	2	REF	REF	REF	REF	26	23
P 0	5310-167-0878	WASHER, LOCK: HEATER FUEL PUMP MTG SCREW AN936A10 (88044)		EA	2	REF	REF	REF	REF	26	24
P 0	2915-097-0325	VALVE, DRAIN B151-2 (75361)		EA	1	*	*	*	1	26	25
P 0	5306-151-1426	BOLT, MACHINE: MAIN FUEL FILTER BRACKET MTG AN4-6A (88044)		EA	2	REF	REF	REF	REF	26	26
X20		WASHER, FLAT: MAIN FUEL FILTER MTG SCREW AN960-416L (88044)		EA	2					26	27
P 0	2910-757-6857	FILTER, FLUID PRESSURE: MAIN FUEL FILTER 337-501-9002 (99193)		EA	1	*	*	*	*	26	28
P 0	5310-167-0878	WASHER, LOCK: MAIN FUEL PUMP MTG SCREW AN936A10 (88044)		EA	4	REF	REF	REF	REF	26	29
P 0	4320-045-9430	PUMP, ROTARY, POWER DRIVEN: MAIN FUEL PUMP 694569-1 (99193)		EA	1	*	*	*	1	26	30
X20		NIPPLE, PIPE: FILTER TO HEATER 13207E3759 (99193)		EA	1					26	31
P 0	5310-167-0835	WASHER, FLAT: FUEL TANK FILTER MTG BRACKET BOLT AN960-416L (88044)		EA	4	REF	REF	REF	REF	26	32
X20		TANK ASSEMBLY, PUMP PRIMER 13207E3845-1 (99193)		EA	1					26	33
P 0	5306-722-0392	BOLT, MACHINE: RESISTOR MTG, BRACKET MTG, FUEL TANK ENCLOSURE AN3-4A (88044)		EA	6	*	*	*	*	26	34
X20		COVER, RESISTOR BRACKET: FUEL TANK ENCLOSURE 13213E4478-1 (99193)		EA	1					26	35
P 0	5310-167-0835	WASHER, FLAT: PUMP PRIMER TANK ATTACHING BOLT AN960-416L (88044)		EA	4	REF	REF	REF	REF	26	37
P 0	5310-167-0835	WASHER, FLAT: FUEL TANK STRAP ATTACHING NUT AN960-416L (88044)		EA	8	REF	REF	REF	REF	26	46
P 0	5305-819-7087	SCREW, MACHINE: FUEL TANK VENT CLAMP AN520-10RS (88044)		EA	5	*	*	*	*	26	52

(1) SMR CODE	(2) FEDERAL STOCK NUMBER	(3) DESCRIPTION REF. NUMBER & MFR. CODE	(4) USABLE ON CODE	(5) U N I T O F M E A S U R E M E N T I N C I N G I N U N I T	(6) 15-DAY ORGANIZATIONAL MAINTENANCE ALW				(7) ILLUS- TRATION		
					(A)	(B)	(C)	(D)	(A)	(B)	
					1-5	6-20	21-50	51-100	FIG. NO.	ITEM NO.	
P 0	5306-722-0393	BOLT, MACHINE: LOOP CLAMP MTG AN3-4A (88044)		EA	4	REF	REF	REF	REF	26	53
P 0	5310-167-0834	WASHER, FLAT AN960-10L (88044)		EA	25	REF	REF	REF	REF	26	54
X20		SHIELD ASSEMBLY, STONE: TANK PROTECTION 13207E3849-1 (99193)		EA	1						
P 0	4720-904-3279	HOSE ASSEMBLY, RUBBER: HEATER FUEL PUMP TO FILTER 601002-00074 (70128)		EA	1	*	*	*	1		
		GROUP 15-FUEL CONTROL UNIT									
P 0	5310-167-0834	WASHER, FLAT AN960-10L (88044)		EA	2	REF	REF	REF	REF	27	9
P 0	2910-757-6827	ELEMENT, FILTER 854924 (03608)		EA	1	*	1	2	4	28	1
X1		PACKING 854616 (03608)		EA	1					28	2
X20		PLATE, IDENTIFICATION: FUEL CONTROL UNIT S884082P1 (99193)		EA	1					29	9
X20		PACKING, PREFORMED: FUEL SOLENOID VALVE ELBOW MS29512-4 (96906)		EA	2					29	30
P 0	5330-757-6867	PACKING: O RING FUEL FILTER MTG S8057API14 (99193)		EA	1	*	1	2	4	29	31
P 0	2910-757-6857	FILTER ELEMENT, FLUID, PRESSURE: O-RING, FUEL CONTROL FUEL FILTER 038054 (90005)		EA	1	REF	REF	REF	REF	29	32
X20		PACKING, PREFORMED: FUEL CONTROL UNIT REDUCER MS29512-4 (96906)		EA	1					29	35
X20		PACKING, PREFORMED: FUEL ATOMIZER TEE MS29512-4 (96906)		EA	1					29	38
P 0	5330-724-4286	PACKING, PREFORMED: FUEL FILTER ELEMENT MS29513-12 (96906)		EA	1	*	1	2	4	29	143
P 0	2910-049-3573	CAP: FUEL PUMP FILTER 73000 (99193)		EA	1	*	*	*	*	29	182
X20		SCREW, TAPPING, THREAD FORMING, TYPE B PAN HEAD CROSS-RECESSED, CORROSION RESISTING STEEL: FUEL CONTROL UNIT NAMEPLATE MTG MS24622-2 (96906)		EA	2					29	212
		GROUP 16-SOLENOID VALVE AND HEATER									
P 0	5306-151-0778	BOLT, MACHINE: SOLENOID BY-PASS VALVE MTG AN3-16A (88044)		EA	1	*	*	*	*	30	1
P 0	5310-167-0765	WASHER, FLAT: THERMOSTAT BY-PASS VALVE MTG BOLT AN970-3 (88044)		EA	2	*	*	*	*	30	2
P 0	5310-061-3726	NUT, SELF-LOCKING, HEXAGON: SOLENOID VALVE MS21045-3 (96906)		EA	4	*	*	*	*	30	3
P 0	4810-726-9293	VALVE, SOLENOID 692546-2 (99193)		EA	1	*	*	1	1	30	4
P 0	5306-151-0779	BOLT, MACHINE: FUEL SOLENOID MTG AN3-15A (88044)		EA	2	*	*	*	*	30	5
P 0	5310-061-3726	NUT, SELF-LOCKING, HEXAGON: FUEL CONTROL SUPPORT MTG SCREW MS21045-3 (96906)		EA	1	REF	REF	REF	REF	30	6

(1) SMR CODE	(2) FEDERAL STOCK NUMBER	(3) DESCRIPTION REF. NUMBER & MFR. CODE	(4) USABLE ON CODE	(5) QTY INC IN UNIT	(6) 15-DAY ORGANIZATIONAL MAINTENANCE ALW				(7) ILLUS TRATION		
					(A)	(B)	(C)	(D)	(A)	(B)	
					15	6 20	21 50	51 100	FIG NO.	ITEM NO.	
P 0	2910-689-9920	VALVE ASSEMBLY, SOLENOID 692545-2 (99193)		EA	1	*	*	*	1	30	7
P 0	5310-061-7326	NUT, SELF-LOCKING, HEXAGON: SOLENOID VALVE BRACKET MTG MS21045-3 (96906)		EA	4	REF	REF	REF	REF	30	8
P 0	5306-150-9221	BOLT, MACHINE: FUEL SOLENOID MTG, BRACKET MTG AN3-3A (88044)		EA	2	*	*	*	*	30	9
P 0	2835-055-4384	BRACKET: DOUBLE ANGLE SOLENOID VALVE 377427 (99193)		EA	1	*	*	*	*	30	10
P 0	5310-167-0834	WASHER, FLAT AN960-10L (88044)		EA	4	REF	REF	REF	REF	30	11
P 0	2910-854-3664	PUMP: HEATER FUEL TRANSFER 476491 (72850)		EA	1	*	*	*	1	31	
		GROUP 17-MAIN PUMP AND ATOMIZER									
X20		CAP, BRUSH HOLDER: MAIN FUEL PUMP 7024159001 (70763)		EA	2					32	1
X20		SPRING, BRUSH HOLDER: MAIN FUEL PUMP 7024268002B (70763)		EA	2					32	2
X20		BRUSH, MOTOR: MAIN FUEL PUMP 7024268002B (70763)		EA	2					32	3
P 0	4320-045-9430	PUMP, ROTARY, POWER DRIVEN: FUEL TANK FUEL PUMP 694569-1 (99193)		EA	1	REF	REF	REF	REF	32	4
P 0	2910-065-6615	ATOMIZER ASSEMBLY, FUEL 75076-30 (99193)		EA	1	*	*	*	1	33	
P 0	2910-315-8305	SCREEN: FUEL 75404 (70210)		EA	1	*	*	*	*	33	6
P 0	2910-757-6859	VALVE: CAPSULE, FUEL RELIEF 376094-40 (99193)		EA	1	*	*	*	1	33	7
P 0	5330-861-1396	GASKET: STRAIGHT THREAD TUBE FITTING, BOSS 58316AD4 (99193)		EA	1	REF	REF	REF	REF	33	8
P 0	5330-845-0915	PACKING, PREFORMED: VALVE 58057AP5 (99193)		EA	1	REF	REF	REF	REF	33	9
		GROUP 18-FUEL TANK									
X20		CAP, BRUSH HOLDER: FUEL TANK FUEL PUMP 7024159001 (70763)		EA	2					36	1
X1		SPRING, BRUSH HOLDER 7024268002B (70763)		EA	2					36	2
X1		BRUSH, MOTOR: FUEL TANK FUEL PUMP 7024268002B (70763)		EA	2					36	3
X20		FILTER, FLUID PRESSURE: FUEL TANK FUEL FILTER MS27820-12 (96906)		EA	1						
X20		BODY, FILTER 50227 (81321)		EA	1					36	4
P 0	2940-849-8358	FILTER ELEMENT, FLUID 76149-1 (99193)		EA	1	*	1	2	4	36	5
P 0	5330-194-3713	PACKING: FUEL TANK FILTER COVER TO BODY SEAL AN6230-6 (88044)		EA	1	*	1	2	4	36	6
P 0	5330-186-4939	RETAINER, PACKING: FUEL TANK FILTER BODY TO COVER AN6244-6 (88044)		EA	1	*	1	2	4	36	7

(1) SMR CODE	(2) FEDERAL STOCK NUMBER	(3) DESCRIPTION REF. NUMBER & MFR. CODE	(4) U N I T O F M E A S U R E M E N T	(5) QTY INC IN UNIT	(6) 15-DAY ORGANIZATIONAL MAINTENANCE ALW				(7) ILLUS TRATION	
					(A)	(B)	(C)	(D)	(A)	(B)
					1-5	6-23	24-50	51-100	FIG NO	ITEM NO
X20		COVER, FILTER 51538 (81321)	EA	1					36	8
X20		VALVE: FUEL SELECTOR 310-3-3-855 (86768)	EA	1						
X1		HANDLE, VALVE: FUEL SELECTOR 1-2745-7-1 (86768)	EA	1					36	9
X1		SCREW: HANDLE MTG 10-24NC2X3-8 (86768)	EA	1					36	10
X1		SCREW: HANDLE MTG 10-24NC2X3-8 (86768)	EA	1					36	10
X1		WASHER: HANDLE MTG SCREW 12-1836-1-4 (86768)	EA	1					36	11
X1		WASHER: HANDLE MTG SCREW 12-1836-1-4 (86768)	EA	1					36	11
X1		HANDLE, VALVE: FUEL DRAIN 1-2745-7-1 (86768)	EA	1						
X20		VALVE, PLUG 309GG3-855 (86768)	EA	1						
X20		SCREW: FUEL LEVER FLOAT GAGE MTG 40-26 (91475)	EA	4					36	12
X20		WASHER: FUEL LEVEL FLOAT GAGE MTG SCREW 21-26 (91475)	EA	4					36	13
X20		GASKET: FUEL GAGE 15-4 (96452)	EA	1					36	14
X20		FLOAT GAGE: FUEL TANK LEVEL INDICATING 3110-444 (96452)	EA	1					36	15
X1		ROD: GAGE TO FLOAT 6-5 (91475)	EA	1					36	16
X1		FLOAT, FUEL GAGE 6-5 (91475)	EA	1					36	17
X20		CAP: FUEL TANK FILLER MS35645-1 (96906)	EA	1					37	1
P O	2835-907-0622	STRAINER ASSEMBLY, FUEL TANK 13207E3831-7 (99193)	EA	1	*	*	*	*	37	2
X20		NUT: FUEL TANK VENT TUBE AN817-6D (88044)	EA	3					37	11
P O	4730-186-9968	ELBOW, PIPE TO TUBE: FUEL TANK VENT TUBE AN822-6D (88044)	EA	2					37	12
P O	4730-196-9580	ADAPTER, STRAIGHT, PIPE: FUEL TANK DRAIN TUBE COUPLING AN816-6D (88044)	EA	1	*	*	*	*	37	13
GROUP 19-ACCELERATION THERMOSTAT AND IGNITION UNIT										
P O	5310-167-0834	WASHER, FLAT: IGNITION UNIT MTG AN960-10L (88044)	EA	8	REF	REF	REF	REF	40	1
P O	5305-819-7087	SCREW, MACHINE, ROUND HEAD: IGNITION UNIT MTG AN520-10RB (88044)	EA	2	REF	REF	REF	REF	40	2
P O	5305-144-3820	SCREW, MACHINE, ROUND HEAD: THERMOCOUPLE WIRING HARNES CLAMP AND IGNITION UNIT AN520-10R10 (88044)	EA	2	*	*	*	*	40	3
P O	5306-722-0393	BOLT, MACHINE: IGNITION UNIT BRACKET MTG AN3-4A (88044)	EA	4	REF	REF	REF	REF	40	4

(1) SMR CODE	(2) FEDERAL STOCK NUMBER	(3) DESCRIPTION REF. NUMBER & MFR. CODE	(4) USABLE ON CODE	(5) QTY INC IN UNIT	(6) 15-DAY ORGANIZATIONAL MAINTENANCE ALW				(7) ILLUS TRATION	
					(A)	(B)	(C)	(D)	(A)	(B)
					1-5	6-20	21-50	51-100	FIG NO	ITEM NO
P O	5310-167-0753	WASHER, FLAT: IGNITION UNIT BRACKET MTG AN960PD10L (88044)	EA	4	*	*	*	*	40	5
		GROUP 20-ENGINE LUBE FILTER SYSTEM								
P O	4720-903-8176	HOSE: OIL DRAIN M666301-6-0060 (00624)	EA	1	*	*	*	1	41	1
P O	5310-282-7817	NUT, PLAIN, HEXAGON: OIL MANIFOLD AN924-6 (88044)	EA	1	REF	REF	REF	REF	41	2
P O	5310-282-7817	NUT, PLAIN, HEXAGON: HEATER FUEL STOP VALVE AN924-6 (88044)	EA	1	REF	REF	REF	REF	41	3
P O	1450-713-5888	HOSE: OIL PRESSURE GAGE TO OIL MANIFOLD TEE M666000-4-0560 (00624)	EA	1	*	*	*	1	41	4
P O	4730-230-8710	ELBOW, TUBE: OIL PRESSURE GAUGE AN837-4 (88044)	EA	1	REF	REF	REF	REF	41	5
P O	5330-667-0370	PACKING: OIL GAGE TO ELBOW 904-1427 (77308)	EA	1	*	1	1	2	41	6
P O	4730-278-9383	TEE, TUBE: OIL MANIFOLD TO PRESSURE, GAUGE HOSE AN804-4 (88044)	EA	1	*	*	*	*	41	7
P O	4730-278-3242	NIPPLE, TUBE: OIL MANIFOLD TO PRESSURE SWITCH HOSE AND PRESSURE SWITCH TO HOSE AN815-4 (88044)	EA	2	*	*	*	*	41	8
P O	4720-777-7535	HOSE: OIL FILTER TO MANIFOLD M666000-6-0106 (70128)	EA	1	*	*	*	1	41	9
P O	4730-231-3028	ELBOW, TUBE: OIL FILTER IN AND OUT, OIL MANIFOLD FROM FILTER AN833-6 (88044)	EA	3	REF	REF	REF	REF	41	10
P O	5310-282-7817	NUT, PLAIN, HEXAGON: OIL DRAIN TUBE AT CAP AN924-6 (88044)	EA	1	REF	REF	REF	REF	41	11
X20		PACKING: OIL MANIFOLD IN AND OUT 906-1427 (86579)	EA	2					41	12
P O	5310-282-7817	NUT, PLAIN, HEXAGON: OIL DRAIN VALVE IN AND OUT AN924-6 (88044)	EA	2	REF	REF	REF	REF	41	13
X20		PACKING: OIL FILTER IN AND OUT BUSHINGS 912-1427 (86579)	EA	2					41	14
P O	4730-203-6943	REDUCER, TUBE: OIL FILTER IN AND OUT ELBOW AN893-13 (88044)	EA	2	REF	REF	REF	REF	41	15
P O	5310-167-0812	WASHER, FLAT AN960C10L (88044)	FA	10	REF	REF	REF	REF	41	16
P O	5340-283-0649	CLAMP, LOOP: OIL LINE TO STAND ASSY MS21919DG7 (96906)	EA	1	REF	REF	REF	REF	41	17
P O	5310-263-2862	NUT, SELF-LOCKING, HEXAGON: OIL MANIFOLD MTG SCREW MS21045C3 (96906)	EA	4	REF	REF	REF	REF	41	18
X20		SCREW, MACHINE, TRUSS HEAD: OIL MANIFOLD MTG AN526C1032R36 (88044)	EA	4					41	19
P O	2835-017-9271	MANIFOLD, ENGINE OIL 13208E8945 (99193)	EA	1	*	*	*	*	41	20
P O	5306-584-4888	BOLT, MACHINE: OIL FILTER MTG, LEFT SIDE AN4C31A (88044)	EA	1	*	*	*	*	41	21
P O	5310-011-5547	WASHER, LOCK: OIL FILTER LH MTG SCREW AND OIL FILTER STAND ASSEMBLY MTG SCREW AN936A416 (88044)	EA	5	*	*	*	*	41	22
P O	5306-150-9872	BOLT, MACHINE: OIL FILTER MTG, RIGHT SIDE AN4C30A (88044)	EA	1	*	*	*	*	41	23

(1) SMR CODE	(2) FEDERAL STOCK NUMBER	(3) DESCRIPTION REF. NUMBER & MFR. CODE	(4) U N I T O F M E A S U R E M E N T	(5) QTY INC IN UNIT	(6) 15-DAY ORGANIZATIONAL MAINTENANCE ALW				(7) ILLU STRATION	
					(A)	(B)	(C)	(D)	(A)	(B)
					15	62	2150	51100	FIG NO	ITEM NO
P O	5310-515-7449	WASHER, FLAT: OIL FILTER KM MTG SCREW AN960C416L (88044)	FA	1	REP	REP	REP	REP	41	24
P O	5330-194-3713	PACKING, PREFUMED: FILTER COVER TO HEAD AN6230-6 (88044)	EA	1	REP	REP	REP	REP	41	25
P O	5330-186-4939	RETAINER, PACKING: BACKUP, SINGLE TURN, FILTER COVER TO HEAD AN6244-6 (88044)	EA	1	REP	REP	REP	REP	41	26
P O	2940-849-8358	FILTER ELEMENT, FLUID 76149-1 (99193)	EA	1	REP	REP	REP	REP	41	27
X1		PACKING: FILTER ELEMENT S8057AP19 (99193)	FA	1					41	28
X1		FILTER ELEMENT 74896 (99193)	EA	1						
P O	2940-773-1884	FILTER, FLUID PRESSURE 376854 (99193)	EA	1	*	*	*	*	41	29
X20		COVER, FILTER 51538 (81321)	FA	1					41	30
P O	5306-156-2337	BOLT, MACHINE: OIL FILTER STAND ASSY MTG AN4C5A (88044)	EA	4	*	*	*	*	41	31
X1		RIVET, SOLID MS20427M3-4 (96906)	EA	8					41	32
X1		NUT, SELF-LOCKING, PLATE NAS1031A4 (80205)	EA	2					41	33
X1		NUT, SELF-LOCKING NAS10310A3 (80205)	EA	2					41	34
P O	5315-223-6113	PIN, RETAINING OIL DRAIN CAP CHAIN MTG AN416-1 (88044)	EA	1	REP	REP	REP	REP	41	37
P O	5305-206-0542	SCREW, MACHINE, ROUND HEAD: OIL DRAIN CAP CHAIN MTG AN515-4-8 (88044)	EA	1	REP	REP	REP	REP	41	38
P O	4730-187-0486	NIPPLE, TURE: FUEL FILTER AN815-6 (88044)	EA	1	REP	REP	REP	REP	41	39
X20		WASHER, FLAT AN960-4L (88044)	EA	1					41	40
		GROUP 21-OIL PRESSURE SWITCHES								
X20		BRACKET: 2 IN. LG, HOLE FOR NO. 10 BOLT, OIL PRESSURE SWITCH S808R2-9 (99193)	EA	1					42	1
P O	5930-017-9274	SWITCH, PRESSURE: OIL SEQUENCING 379353 (99193)	EA	1	*	*	*	1	42	2
P O	5930-615-6831	SWITCH, PRESSURE: LOW OIL PRESSURE 375033-1 (99193)	EA	1	*	*	*	1	43	1
		GROUP 23-CENTRIFUGAL SWITCH								
X20		SCREW: MULTIPLE CENTRIFUGAL SWITCH, NAMEPLATE MTG	EA	2					46	50
X20		PLATF, IDENTIFICATION: MULTIPLE CENTRIFUGAL SWITCH S8842B3P1 (99193)	EA	1					46	51

(1) SMR CODE	(2) FEDERAL STOCK NUMBER	(3) DESCRIPTION REF. NUMBER & MFR. CODE	(4) UN IT O F M E A S U R E S	(5) QTY INC IN UNIT	(6) 15-DAY ORGANIZATIONAL MAINTENANCE ALW				(7) ILLUS- TRATION	
					(A) 1-8	(B) 8-20	(C) 21-80	(D) 51-100	(A) FIG NO.	(B) ITEM NO.
					USABLE ON CODE					
		GROUP 24-OIL COOLER								
P O	5310-061-7326	NUT, SELF-LOCKING, HEXAGON: AIR DUCT MTG SCREW MS21045-3 (96906)	EA	2	REF	REF	REF	REF	47	1
P O	5305-150-9147	SCREW, MACHINE, FILLISTER HEAD: DUCT ASSEMBLY MTG AN501-10-24 (88044)	EA	2	*	*	*	*	47	2
X20		SPACER, SLEEVE: ENGINE CONTROL RECEPTACLE BRACKET TO DUCT S8168-7C0750P (99193)	EA	2					47	3
P O	2835-015-0252	BRACKET: RECEPTACLE ENGINE CONTROL 379392-1 (99193)	EA	2	*	*	*	*	47	4
P O	5305-150-9156	SCREW, MACHINE, FILLISTER HEAD: DUCT ASSEMBLY MTG AN501-10-12 (88044)	EA	2	*	*	*	*	47	5
P O	5310-167-0753	WASHER, FLAT: DUCT ASSEMBLY MTG BOLT AN960PD10L (88044)	EA	V	REF	REF	REF	REF	47	6
X20		CLAMP, HOSE, STAINLESS STEEL, QUICK COUPLER: 0.625 IN. BAND WIDTH, 4.73 IN. DIA, AIR DUCT TO OIL COOLER HOSE 211-517-9013 (99193)	EA	2					47	7
P O	2835-772-9934	DUCT ASSEMBLY, COOLING 75725-2 (99193)	EA	1	*	*	*	*	47	8
P O	5330-171-5659	PACKING, PREFORMED: AIR DUCT SEAL S8171K27 (70210)	EA	1	*	*	1	1	47	9
P O	4720-683-8899	TUBING, RUBBER: AIR DUCT TO COOLER 370899 (99193)	EA	1	*	*	*	1	47	10
P O	2835-337-4818	COOLER, ASSEMBLY, OIL 152050 (70210)	EA	1	*	*	*	*	47	11
P O	4730-278-5826	CONNECTOR, MULTIPLE: COOLER BANJU SEAL AN778-8 (88044)	EA	1	REF	REF	REF	REF	47	12
X20		SCREW: OIL COOLER SMALL NAMEPLATE MTG	EA	2					48	1
X20		PLATE, IDENTIFICATION: OIL COOLER ASSEMBLY S8370-1 (70210)	EA	1					48	2
P O	5310-515-8772	NUT, SELF-LOCKING, HEXAGON: OIL COOLER MTG SCREW AN363-428 (88044)	EA	4	*	*	*	*	48	3
P O	5310-167-0835	WASHER, FLAT: OIL COOLER MTG SCREW AN960-416L (88044)	EA	8	REF	REF	REF	REF	48	4
P O	5306-151-1424	BOLT, MACHINE: OIL COOLER MTG AN4-10A (88044)	EA	4	*	*	*	*	48	5
P O	5330-393-5622	PACKING, PREFORMED: FITTING TO COOLER S8057AP15 (70210)	EA	2	*	*	1	1	48	6
P O	2835-630-3949	FITTING ASSEMBLY, OIL INLET AND OUTLET 151581 (70210)	EA	1	*	*	*	*	48	7
X20		SCREW: OIL COOLER LARGE NAMEPLATE MTG	EA	2					48	8
X20		PLATE, NAME: OIL COOLER ASSEMBLY S8294-1 (70210)	EA	1					48	9
X20		COOLER ASSEMBLY, OIL 75821 (70210)	EA	1						
X1		TUBE, OIL COOLER S8099-1-1105 (70210)	EA	2					48	10
X1		COOLER, OIL 87521-5 (70210)	EA	1					48	11

(1) SMR CODE	(2) FEDERAL STOCK NUMBER	(3) DESCRIPTION REP. NUMBER & MFR. CODE	(4) UN IT O F M E A S U R E S	(5) QTY INC IN UNIT	(6) 15-DAY ORGANIZATIONAL MAINTENANCE ALW				(7) ILLUS- TRATION	
					(A)	(B)	(C)	(D)	(A)	(B)
					1-5	6-20	21-50	51-100	FIG NO	ITEM NO.
		GROUP 25-OIL TANK								
X20		WASHER, FLAT: 1/4 IN. THREAD SIZE, OIL TANK MTG BOLT AN960PD416 (88044)	EA	2					49	1
X20		WASHER, FLAT: OIL TANK MTG BOLT AN960-416L (88044)	EA	1					49	3
P O	5306-151-1422	BOLT, MACHINE: OIL TANK MTG AN4-12A (88044)	EA	2	*	*	*	*	49	4
X20		SPACER: PLAIN, 1/2 IN. ID, 3/8 IN. LG, ALUMINUM ALLOY, OIL TANK MTG BOLT S8128C16-65-12A (99193)	EA	2					49	5
P OT	2835-015-0209	TANK ASSEMBLY, OIL 370515-4 (99193)	EA	1	*	*	*	*	49	6
P O	2835-608-6306	STRAINER, ELEMENT 74567-60 (99193)	EA	1	*	*	*	*	50	1
P O	2835-790-6236	PAD, OIL TANK 370516 (99193)	EA	2	*	*	1	1	50	6
P O	1650-530-3146	GASKET: CAP, OIL TANK 59687 (99193)	EA	1	*	1	1	2	50	8
X20		CHAIN, BEAD: 10, CRES, 12 IN. LG	EA	1					50	10
X20		RING - NO. 8 STUD	EA	2					50	11
X20		RIVET - CRES - 3/32	EA	1					50	12
P O	2835-017-9272	CAP ASSEMBLY 8025-7 (92541)	EA	1	*	*	*	1	50	13
X20		GAGE, ROD AND CAP, LIQUID 59633-7 (99193)	EA	1						
P O	5310-282-7817	NUT, PLAIN, HEXAGON: OIL FILTER ELBOW AN924-6 (88044)	EA	2					50	17
P O	6115-641-3773	PACKING, PREFORMED: OIL TANK DRAIN VALVE TEE S8316K6 (99193)	EA	3	REF	REF	REF	REF	50	20
P O	5306-151-1426	BOLT, MACHINE: OIL TANK MTG AN4-6A (88044)	EA	2						
P O	4730-278-0381	BOLT, FLUID PASSAGE: OIL HOSE BANJO SEAL AN775-6 (88044)	EA	1	REF	REF	REF	REF		
P O	5310-061-7326	NUT, SELF-LOCKING, HEXAGON: THERMOCOUPLE WIRING, CLAMP AND IGNITION UNIT MTG MS21045-3 (96906)	EA	4	REF	REF	REF	REF		
		GROUP 26-OIL PUMP								
X20		PLATE, GASKET SEAL ASSEMBLY: OIL PUMP 75281 (99193)	EA	1					52	31

(1) SMR CODE	(2) FEDERAL STOCK NUMBER	(3) DESCRIPTION REF. NUMBER & MFR. CODE	(4) U N I T O F M E A S U R E S USABLE ON CODE	(5) QTY INC IN UNIT	(6) 15-DAY ORGANIZATIONAL MAINTENANCE ALW				(7) ILLUS. TRATION	
					(A)	(B)	(C)	(D)	(A)	(B)
					1-5	6-20	21-50	51-100	FIG NO	ITEM NO.
		GROUP 27-MUFFLER, EJECTOR AND PIPE ASSEMBLIES								
P O	5306-151-1427	BOLT, MACHINE: MUFFLER MTG AN4-5A (88044)	EA	6	REF	REF	REF	REF	53	1
P O	2835-015-0274	PIPE ASSEMBLY EXHAUST: GAS TURBINE ENGINE 13207E3776-1 (99193)	EA	1	*	*	*	*	53	2
P O	2835-017-9266	CLAMP: EXHAUST PIPE 18849-600 (98625)	EA	1	*	*	*	*	53	3
P O	5330-014-8447	GASKET: EXHAUST PIPE A1500-6 (72433)	EA	1	*	*	1	1	53	4
P O	2990-908-1537	MUFFLER, GAS TURBINE 13213E4452-1 (99193)	EA	1					53	5
P O	5305-151-0828	SCREW, MACHINE: MUFFLER SCREEN MTG AN526C1032-9 (88044)	EA	16	REF	REF	REF	REF	54	1
X20		SCREEN ASSEMBLY: MUFFLER 13213E4452-4 (99193)	EA	1					54	2
X20		DRAIN ASSEMBLY: MUFFLER 13213E4452-6 (99193)	EA	1					54	3
X20		SHELL ASSEMBLY, INNER: MUFFLER 13213E4452-2 (99193)	EA	1					54	4
P O	5310-623-5989	NUT, SELF-LOCKING, PLATE: INNER SHFL ASSEMBLY NAS1031A3 (80205)	EA	11	REF	REF	REF	REF	54	5
P O	5310-167-0812	WASHER, FLAT: MUFFLER SCREEN MTG SCREW AN960C10L (88044)	EA	16	REF	REF	REF	REF	54	6
P O	5320-244-3469	RIVET, SOLID: INNER SHELL ASSEMBLY MS20427-3C4 (96906)	EA	22	*	*	*	*	54	7
P O	6115-014-7173	EJECTOR ASSEMBLY, GAS TURBINE 13207E3781-1 (99193)	EA	1	*	*	*	*	55	
X1		RIVET, SOLID: SEAL RETAINER TO FLANGE MTG MS20426AD4-5 (96906)	EA	8					55	1
P O	5330-014-7174	RETAINER, PACKING 13207E3781-7 (99193)	EA	1	*	*	*	1	55	2
X1		FLANGE: EJECTOR, 16 IN. OD, 0.050 IN. THK CRES 13207E3781-3 (99193)	EA	1					55	3
P O	6115-014-7248	SEAL: EJECTOR 13207E3781-9 (99193)	EA	1	*	*	1	1	55	4
X1		PIPE: EJECTOR, 11.67 IN. ID, 6.68 IN. LG, CRES 13207E3781-5 (99193)	EA	1						
		GROUP 28-ATOMIZER, AND CHAMBER ASSEMBLIES								
P O	5306-180-2779	BOLT, MACHINE: IGNITER PLUG MTG AN4CH5A (88044)	EA	2	*	*	*	*	56	1
P O	5310-982-4988	NUT, SELF-LOCKING, HEXAGON: IGNITER PLUG MTG MS21045C4 (96906)	EA	2	*	*	*	*	56	2
P O	2925-293-6481	IGNITER, PLUG 75153 (99193)	EA	1	*	*	1	1	56	3
P O	2920-888-0591	IGNITION UNIT 377869 (99193)	EA	1	*	*	1	1		
P O	2920-791-8056	GASKET: IGNITOR PLUG 75099 (70210)	EA	1	*	1	2	4	56	4
X20		CAP. TUBE: FUEL ATOMIZER TEE AN929-4C (88044)	EA	1					56	5

(1) SMR CODE	(2) FEDERAL STOCK NUMBER	(3) DESCRIPTION REF. NUMBER & MFR. CODE	(4) U N I T O F M E A S U R E S	(5) QTY INC IN UNIT	(6) 15-DAY ORGANIZATIONAL MAINTENANCE ALW				(7) ILLUS- TRATION	
					(A)	(B)	(C)	(D)	(A)	(B)
					1-5	6-20	21-50	51-100	FIG. NO.	ITEM NO.
X20		BOLT, MACHINE: ATOMIZER ASSY MTG AN73-5 (88044)	EA	3					56	6
P O	5310-167-0834	WASHER, FLAT AN960-10L (88044)	EA	30	REF	REF	REF	REF	56	7
P O	5330-171-8002	PACKING: O RING, FUEL ATOMIZER TO COMBUSTION CHAMBER CAP S8057A20 (70210)	EA	1	*	1	2	4	56	8
P O	5340-663-1923	CLAMP: CAP ASSY 370081 (99193)	EA	1	*	*	*	*	56	9
P O	2835-772-2937	CAP ASSEMBLY, COMBUSTOR 273824-2 (99193)	EA	1	*	*	*	*	56	10
P O	2835-894-6470	PACKING, PREFORMED: CAP ASSY 561-501-9001 (99193)	EA	1	*	*	1	1	56	11
P O	2835-015-0222	LINER COMBUSTION 694004 (99193)	EA	1	*	*	*	*	56	12
P O	5310-059-9265	NUT, SELF-LOCKING: EXHAUST PIPE MTG 59FH428 (56878)	EA	24	*	*	*	*	57	1
P O	5310-515-7449	WASHER, FLAT: MUFFLER MTG BOLT AN960C416L (88044)	EA	V	REF	REF	REF	REF	57	2
P O	2990-897-9145	FLANGE: TAIL PIPE 376092 (99193)	EA	1	*	*	*	*	57	3
P O	2835-580-2299	GASKET: FLANGE TURBINE DISCHARGE 371959-1 (99193)	EA	V	*	*	1	1	57	4
P O	2835-836-8961	GASKET: FLANGE, TURBINE DISCHARGE 371959-2 (99193)	EA	V	*	*	1	1	57	4
P O	5330-014-8503	GASKET: FLANGE TURBINE DISCHARGE 371959-3 (99193)	EA	V	*	*	1	1	57	5
P O	5330-014-8505	GASKET: FLANGE, TURBINE DISCHARGE 371959-4 (99193)	EA	V	*	*	1	1	57	5
		GROUP 30-THERMOCOUPLE								
P O	5306-156-2337	BOLT, MACHINE: THERMOCOUPLE AND OIL TANK VENT FLANGE MTG AN4C5A (88044)	EA	12	REF	REF	REF	REF	60	1
P O	6685-757-9327	THERMOCOUPLE, ENGINE 370854 (99193)	EA	1	*	*	*	1	60	2
P O	2835-531-2452	GASKET: THERMOCOUPLE AND OIL TANK VENT FLANGE MTG 375078 (99193)	EA	2	*	1	1	2	60	3
		GROUP 36-AC POWER OUTPUT PANEL								
X20		WASHER, FLAT AN961-616 (88044)	EA	18					69	30
		GROUP 37-VOLTAGE PANEL								
X20		NUT, PLAIN, HEXAGON MS20341-616A (96906)	EA	39					70	1
X20		WASHER, FLAT AN961-616 (88044)	EA	18					70	2

(1) SMR CODE	(2) FEDERAL STOCK NUMBER	(3) DESCRIPTION REF. NUMBER & MFR. CODE	(4) U N I T O F M E A S U R E S	(5) QTY INC IN UNIT	(6) 15-DAY ORGANIZATIONAL MAINTENANCE ALW				(7) ILLUS- TRATION	
					(A)	(B)	(C)	(D)	(A) FIG NO	(B) ITEM NO
					1-5	6-20	21-50	51-100		
X20		WASHER, LOCK MS35337-103 (96906)	EA	32					70	3
X20		JUMPER, BUS BAR: VOLTAGE CHANGE PANEL 13208E8976-5 (99193)	EA	1					70	19
X20		STUD TERMINAL: AC VOLTAGE CHANGE PANEL 13208E8981-15 (99193)	EA	1					70	25
X20		CLAMP, LOOP TA1718D12X (84971)	EA	1						
X20		NUT, SELF-LOCKING, HEXAGON: WIRE ASSEMBLY CLAMPS INBOARD OF BATTERY BOX MS21044N3 (96906)	EA	2						
X20		NUT, SELF-LOCKING, HEXAGON: WIRE ASSEMBLY CLAMPS INBOARD OF BATTERY BOX MS21044N3 (96906)	EA	2						
X20		SCREW, MACHINE: WIRE ASSY CLAMP, CENTER, INBOARD ON BATTERY BOX AN507-1032-10 (88044)	EA	1						
		GROUP 40-ELECTRICAL CONTROLS, PANELS AND INSTRUMENTS								
X20		LENS, INDICATOR LIGHTS 80-537 (72619)	EA	2					75	1
X20		LAMP, INCANDESCENT 6S610S120V (24455)	EA	2					75	2
X20		NUT, KNURLED: SYNCHRONIZING LIGHT MTG, FRONT OF PANEL 228KNR (72619)	EA	1					75	3
X20		NUT, HEXAGON: SYNCHRONIZING LIGHT MTG, BACK OF PANEL 228BHEX (72619)	EA	2					75	4
X20		WASHER, LOCK: SYNCHRONIZING LIGHT MTG, BACK OF PANEL 22L (72619)	EA	2					75	5
X20		PACKING, PREFORMED: SYNCHRONIZING LIGHT SEAL MS29513-22 (96906)	EA	2					75	6
X2Q		LIGHT ASSEMBLY, PRESS TO TEST INDICATOR: GREEN WITH DIMMER FEATURE, MAIN CB CLOSURE MS25331-3-313 (96906)	EA	1					75	7
X20		LIGHT ASSEMBLY, PRESS TO TEST INDICATOR: YELLOW, WITHOUT DIMMER FEATURE, HEATER AND COVER OVERVOLTAGE MS25331-9-313 (96906)	EA	2					75	7
X20		LAMP, INCANDESCENT, SINGLE CONTACT: PRESS TO TEST LIGHT MS25213 (96906)	EA	1					75	8
X20		LAMP, INCANDESCENT, SINGLE CONTACT: PRESS TO TEST LIGHTS MS25231 (96906)	EA	1					75	8
X20		NUT, PLAIN, HEXAGON: 2-1/2 THREAD THICK, 5/8-24 UNEF BRASS, PUSH TO TEST LIGHT MTG, FRONT AND BACK OF PANEL MS25082B11 (96906)	EA	2					75	9
X20		WASHER, LOCK: PUSH TO TEST LIGHTS MTG, FRONT OF PANEL AN936A716S (88044)	EA	1					75	10
X20		WASHER, LOCK: PUSH TO TEST LIGHT MTG, FRONT OF PANEL AN936A716S (88044)	EA	1					75	10

(1) SMR CODE	(2) FEDERAL STOCK NUMBER	(3) DESCRIPTION REF. NUMBER & MFR. CODE	(4) USABLE ON CODE	(5) UNIT OF MEAS QTY INC IN UNIT	(6) 15-DAY ORGANIZATIONAL MAINTENANCE ALW				(7) ILLUS TRATION	
					(A)	(B)	(C)	(D)	(A)	(B)
					15	6 20	21 50	51 100	FIG NO	ITEM NO.
X20		NUT, PLAIN, HEXAGON: 2-1/2 THREAD THICK, 5/8-23 UNEF, BRASS, PUSH TO TEST LIGHT MTG, FORNT AND BACK OF PANEL MS25213 (96906)		EA 2						
X20		PACKING, PREFORMED: VOLTAGE, HEATER AND MAIN CR CLOSURE LIGHT SEAL MS29513-16 (96906)		EA 3					75	11
P O	6115-014-5521	LIGHT 803202-1235 (72619)		FA 2	*	1	1	2		
X20		HANDLE: VOLT-AMP AND UNIT PARFELLEL SELECTOR SWITCHES 8204-7Y (82121)		EA 2					76	1
X20		SCREW, MACHINE, TRUSS HEAD: NO. 10-32 NF, 1/2 IN. LG, RECESSED HEAD, CRES, VOLT-AMP SELECTOR AND UNIT-PARALLEL SELECTOR AN526C1024R8 (88044)		FA 9					76	2
P O	5930-015-0126	SWITCH: VOLT-AMP SELECTOR C10727A (82121)		EA 1	*	*	*	1	76	3
X20		SCREW: HANDLE MTG 10-24TAP (82121)		EA 1					76	4
P U	5930-757-6868	SWITCH: UNIT PARALLEL SELECTOR S1665CA (82121)		FA 1	*	*	*	1	76	5
X20		SCREW: HANDLE MTG 10-24TAP (82121)		FA 1						
X20		SWITCH, TOGGLE: LOCKS IN BOTH ON POSITIONS, LOCAL-REMOTE VOLTAGE SENSING MS25125-8 (96906)		EA 1					76	6
X20		WASHER, TOOTH: MTG TS10013 (83014)		EA 1					76	7
X20		WASHER, KEY: MTG TS10020 (83014)		EA 1					76	8
X20		SWITCH, TOGGLE: REMOTE-LOCAL CONTROL MS25127-8 (96906)		EA 1					76	9
X20		NUT, HEXAGON: MTG TS10381 (83014)		EA 1					76	10
X20		WASHER, TOOTH: MTG TS10013 (83014)		EA 1						
X20		WASHER, KEY: MTG TS10020 (83014)		EA 1						
X20		SWITCH, TOGGLE: SINGLE POLE, ONE-HOLE MOUNTING; NO CENTER POSITION, HEATER ON-OFF, AND PANEL LIGHTS ON-OFF MS24523-23 (96906)		EA 2					76	11
X20		NUT, HEXAGON: MTG TS10381 (83014)		EA 1						
X20		WASHER, TOOTH: MTG TS10013 (83014)		EA 1						
X20		WASHER, KEY TS10020 (83014)		EA 1						
X20		SWITCH, TOGGLE: CENTER POSITION MOMENTARY OFF, OVER VOLT RESET MS24524-25 (96906)		EA 1					76	12
X20		NUT, HEXAGON: MTG TS10381 (83014)		EA 2						
X20		WASHER, TOOTH: MTG TS10013 (83014)		EA 1						
X20		WASHER, KEY TS10020 (83014)		EA 1						

(1) SNR CODE	(2) FEDERAL STOCK NUMBER	(3) DESCRIPTION REF. NUMBER & MFR. CODE	(4) U N I T O P P O S E S	(5) QTY INC IN UNIT	(6) 15-DAY ORGANIZATIONAL MAINTENANCE ALW				(7) ILLUS TRATION	
					(A)	(B)	(C)	(D)	(A)	(B)
					1-6	6-20	21-50	51-100	FIG NO	ITEM NO
P O	5930-660-3947	SWITCH, TOGGLE: MAIN CIRCUIT BREAKER MS24524-27 (96906)	EA	1	•	•	•	1	76	13
X20		NUT, HEXAGON: MTG TS10381 (83014)	EA	1						
X20		WASHER, TOOTH: MTG TS10013 (83014)	EA	1						
X20		WASHER, KEY: MTG TS10020 (83014)	EA	1						
P O	5925-769-3466	CIRCUIT BREAKER: BATTERY HEATER D7271-1-15 (82647)	EA	1	•	•	•	1	76	14
X20		NUT, HEXAGON: MTG MS25082-8 (96906)	EA	1						
X20		WASHER, TOOTH: MTG AN936A7165 (88044)	EA	1						
X20		WASHER, KEY: MTG MS25081-1 (96906)	EA	1						
X20		GUARD, SWITCH: PROTECTION BY-PASS SWITCH MS25224-1 (96906)	EA	1					76	15
X20		SWITCH, TOGGLE: NO CENTER POSITION, PROTECTION BY-PASS MS24524-23 (96906)	EA	1					76	16
X20		NUT, HEXAGON: MTG TS10381 (83014)	EA	1						
X20		WASHER, TOOTH: MTG TS10013 (83014)	EA	1						
X20		WASHER, KEY: MTG TS10020 (83014)	EA	1						
X20		NUT, PLAIN, HEXAGON: 2-1/2 THREAD THICK BRASS, 3/8-32 UNEF BRASS, VOLTAGE ADJUSTING RHEOSTAT, FREQUENCY ADJUSTING POTENTIOMETER MS25082B7 (96906)	EA	2					76	17
X20		WASHER, LOCK: FREQUENCY ADJUSTING POTENTIOMETER MS35333-93 (96906)	EA	1					76	18
P O	5330-248-3836	PACKING, PREFORMED: FREQUENCY ADJUSTING POTENTIOMETER MS29513-12 (96906)	EA	1	•	•	1	1	76	19
X20		PACKING WITH RETAINER: TOGGLE SWITCHES AND CIRCUIT BREAKER MS25196-1 (96906)	EA	8					76	20
X20		SCREW, MACHINE: AMMETER MTG, FREQUENCY METER, VOLTAGE MTG AND WATTMETER MTG AN51586R12 (88044)	EA	12					77	1
X20		WASHER, FLAT: AMMETER MTG SCREW, FREQUENCY METER MTG SCREW, VOLTMETER MTG SCREW AND WATTMETER MTG SCREW NAS620C6 (80205)	EA	12					77	2
X20		WASHER, FLAT: AMMETER MTG SCREW, FREQUENCY METER MTG SCREW, VOLTMETER MTG SCREW, AND WATTMETER MTG SCREW AN960C6L (88044)	EA	12					77	3
X20		NUT, SELF-LOCKING, HEXAGON: AMMETER MTG SCREW, FREQUENCY METER MTG SCREW, VOLTMETER MTG SCREW	EA	12					77	4
P O	6625-014-0191	AMMETER 13206E4599-1 (99193)	EA	1	•	•	•	1	77	5
P O	6625-015-0192	VOLTMETER MTG SCREW 13206E4590-1 (99193)	EA	1	•	•	•	1	77	6

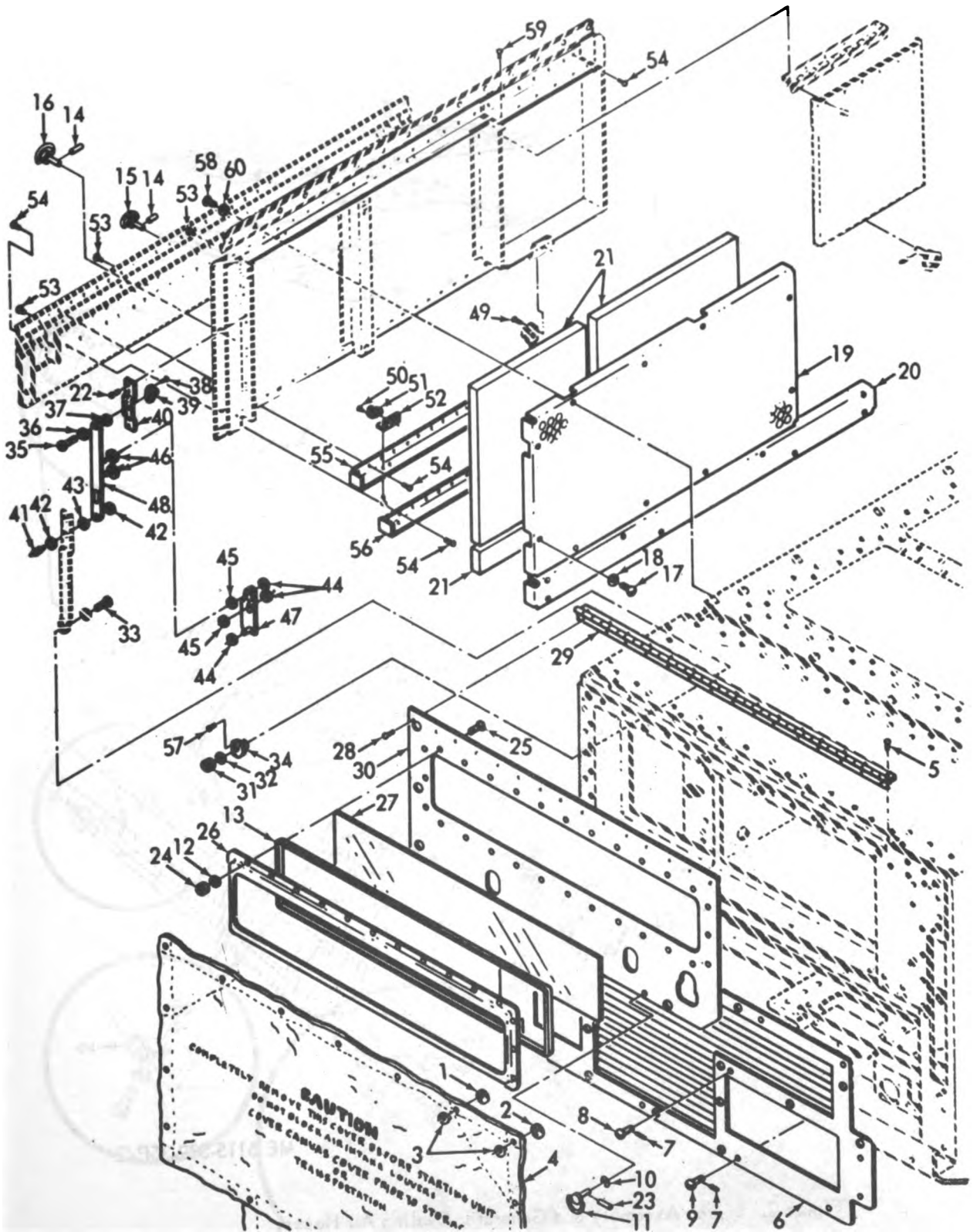
(1) SMR CODE	(2) FEDERAL STOCK NUMBER	(3) DESCRIPTION REF. NUMBER & MFR. CODE	(4) USABLE ON CODE	(5) U N I T O F M E A S U R E M E N T I N C I N C I D E N T I F I C A T I O N	(6) 15-DAY ORGANIZATIONAL MAINTENANCE ALW				(7) ILLUS- TRATION		
					(A)	(B)	(C)	(D)	(A)	(B)	
					1-5	6-20	21-80	81-100	FIG. NO.	ITEM NO.	
P O	6115-014-5516	METER SET 13207E3843-1 (99193)		EA	1	•	•	•	1	77	7
P O	6625-841-4995	WATTMETER: 0 TO 60 KW RED LINE VALVE, 0 TO 75 KW FULL SCALE 13207F3833-2 (99193)		EA	1	•	•	•	1	77	8
X20		BOLT, MACHINE: HARNESS ASSY CLAMP MTG TO 13207F3744-35 BRACKET AN3-5A (88044)		EA	2						
X20		CLAMP, LOOP: HARNESS ASSY MTG TO 13207E3744-35 BRACKET MS21919DGL2 (96906)		EA	2						
X20		CLAMP, LOOP TA1718D12X (84971)		EA	2						
X20		NUT, SELF-LOCKING, HEXAGON: CLAMP MTG TO 13207E3744-35 BRACKET MS21044N3 (96906)		EA	2						
X20		TAPE: 33, WARNING TAG ATTACHING TO REMOTE-LOCAL CONTROL SWITCH 00000000 (00000)		EA	V						
X20		WASHER, FLAT: HARNESS ASSEMBLY, CLAMP MTG TO 13207E3744-35 BRACKET AN960-10L (88044)		EA	4						
X20		NUT, SELF-LOCKING, HEXAGON: SYNCHRONIZING, RESISTOR MTG SCREW MS21044N08 (96906)		EA	8					77	21
P O	5330-248-3836	PACKING, PREFORMED: ADJUSTING RHEOSTAT MS29513-12 (96906)		EA	1	REF	REF	REF	REF	77	24
X20		WASHER, LOCK: VOLTAGE ADJUSTING RHEOSTAT MTG NUT MS35333-93 (96906)		EA	1					77	25
		GROUP 41-ELECTRICAL EQUIPMENT RACK									
X20		WASHER, FLAT: K14 RELAY MTG SCREW AN960-10L (88044)		EA	4					79	10
X20		WASHER, FLAT: K10 MTG SCREW AN960-10L (88044)		EA	4					79	13
X20		WASHER, FLAT: K2 AND K9, K3 AND K16, K4 AND K5, 53 AND K12 MTG SCREWS AN960-10L (88044)		EA	16					79	14
X20		WASHER, FLAT: K11 MTG SCREW AN960-10L (88044)		EA	4					79	16
P O	5306-150-9221	BOLT, MACHINE: PRESSURE SWITCH AND SOLENOID VALVE MTG AN3-3A (88044)		EA	5	REF	REF	REF	REF		
		GROUP 43-AC POWER OUTLET RECEPTACLE									
X20		NUT, SELF-LOCKING, HEXAGON MS21044N04 (96906)		EA	8					82	6

(1) SRR CODE	(2) FEDERAL STOCK NUMBER	(3) DESCRIPTION REF. NUMBER & MFR. CODE	(4) USABLE ON CODE	(5) QTY INC IN UNIT	(6) 15-DAY ORGANIZATIONAL MAINTENANCE ALW				(7) ILLUS- TRATION	
					(A)	(B)	(C)	(D)	(A)	(B)
					1.5	6.20	21.50	51.100	FIG NO	ITEM NO.
		GROUP 44-FUSEHOLDER AND SLAVE RECEPTACLE								
X20		FUSE, STYLE FOR: TIME LAG, 15 AMP, CONVENIENCE RECEPTACLE PROTECTION MS90084-15 (96906)	EA	2					84	1
P O	5920-078-8659	FUSE: 15 AMPERES, ALTERNATE FOR P/N MS90084-15 F09B125V15A (72599)	EA	2	*	*	1	1	84	1
X20		NUT, SELF-LOCKING, HEXAGON: J15 MTG, J18 MTG MS21044M4 (96906)	EA	6					84	5
		GROUP 45-BATTERY CHARGER								
X20		FUSE: BATTERY CHARGER F03A125V30A (75915)	FA	2					86	8
		GROUP 46-ENGINE CONTROLS PANEL								
P O	5305-151-2783	SCREW, MACHINE, TRUSS HEAD: ENGINE CONTROLS INSTRUMENT PANEL MTG, BOTTOM AN526-1032-9 (88044)	EA	2	REF	REF	REF	REF	87	1
P O	5310-167-0834	WASHER, FLAT: HARNESS CLAMP TO ACCESS OIL LINE AN960-10L (88044)	EA	2	REF	REF	REF	REF	87	2
X20R		PANEL ASSEMBLY, INSTRUMENTS, ENGINE CONTROLS 13207E3768-2 (99193)	EA	1					87	3
P O	5310-773-7624	WASHER, FLAT: TACHOMETER, OIL PRESSURE GAGE, EXHAUST TEMP INDICATOR, START COUNTER AND HOURMETER MTG SCREWS NAS620C6 (80205)	EA	20	*	*	*	*	88	1
P O	5305-685-2290	SCREW, MACHINE, FILLISTER HEAD: FRONT AND REAR PLATE ATTACHMENT AN500A4-4 (88044)	EA	4	*	*	*	*	88	2
X20		BFZEL, INSTRUMENT MOUNTING MS29059-11 (96906)	EA	1					88	3
P O	6680-611-0748	INDICATOR, ELECTRIC MS28000-1 (96906)	EA	1	*	*	*	1	88	4
X20		NUT: TACHOMETER INDICATOR MTG SCREW, NO. 6-32 MTG X50T (78553)	EA	4					88	5
P O	5310-088-0551	NUT, SELF-LOCKING, HEXAGON: AMMETER MTG MS21044M04 (96906)	EA	4	REF	REF	REF	REF	88	6
P O	5310-057-0573	WASHER, FLAT: AMMETER MTG SCREW NAS620C4 (80205)	EA	4	*	*	*	*	88	7
P O	5310-193-7577	WASHER, LOCK: INTERNAL TEETH, AMMETER MTG SCREW AN936A4 (88044)	EA	1	*	*	*	*	88	7
P O	5305-150-9504	SCREW, MACHINE, ROUND HEAD: START COUNTER MTG AN515B6R8 (88044)	EA	4	*	*	*	*	88	8
X20		COUNTER, ELECTRICAL 7534I (99193)	EA	1					88	9
P O	6685-957-3808	INDICATOR, TEMPERATURE, ELECTRICAL RESISTANCE 149E31G (39918)	EA	1	*	*	*	1	88	19
P O	6645-580-9605	METER, TIME TOTALIZING 375018-3 (99193)	EA	1	*	*	*	1	88	20
X20		SCREW, MACHINE, ROUND HEAD, COARSE THREAD: NO. 4-40, 3/16 IN. LG, SLOTTED HEAD, TERMINAL MTG AN515PR4-3 (88044)	EA	3					88	21

(1) SMR CODE	(2) FEDERAL STOCK NUMBER	(3) DESCRIPTION REF. NUMBER & MFR. CODE	(4) U N I T O P P O S I T I O N S	(5) QTY INC IN UNIT	(6) 15-DAY ORGANIZATIONAL MAINTENANCE ALW				(7) ILLUS- TRATION	
					(A)	(B)	(C)	(D)	(A)	(B)
					1-8	9-20	21-50	51-100	FIG. NO.	ITEM NO.
P 0	5310-167-0878	WASHER, LOCK: TERMINAL MTG AN936A10 (88044)	EA	3	REF	REF	REF	REF	88	22
X20		NUT: 6-32 NC, METER MTG SCREW X50T (78553)	EA	4					88	23
X20		SCREW, MACHINE: BRASS, RECESSED HEAD, OIL PRESSURE GAGE MTG AN51586R12 (88044)	EA	4					88	36
X20		WASHER, FLAT NAS620C6 (80205)	EA	4					88	37
X20		NUT, SPECIAL: OIL PRESSURE GAGE MTG AMZ988 (61349)	EA	4					88	38
P 0	6620-015-0369	GAGE, OIL PRESSURE 13207E3850-1 (99193)	EA	1	*	*	*	1	88	39
X20		NUT: TERMINAL STUD, NO. 8-32 NC AMMETER ND15750-001 (65092)	EA	4					88	40
X20		WASHER, LOCK SPLIT RING: NO. 8 THREAD SIZE TERMINAL STUD AMMETER ND37001-001 (65092)	EA	2					88	41
P 0	6625-015-0193	AMMETER: DC, DIAL READING MINUS 10 TO PLUS 20 ENGINE CONTROL PANEL 13206E4593-1 (99193)	EA	1	*	*	*	1	88	42
X20		PACKING, PREFORMED: CIRCUIT BREAKER MTG MS29513-14 (96906)	EA	2					88	48
X20		NUT, HEXAGON: CIRCUIT BREAKER MTG MS25082-8 (96906)	EA	1					88	49
X20		WASHER, FLAT: MASTER SWITCH AND CIRCUIT BREAKERS MTG NUT AN960-816L (88044)	EA	3					88	50
X20		WASHER, KEY: CIRCUIT BREAKER MTG MS25081-1 (96906)	EA	1					88	51
X20		BOLT, MACHINE: WIRING CLAMP MTG IN ENGINE CONTROL PANEL AN3-10A (88044)	EA	1					88	53
X20		PACKING, PREFORMED: MASTER SWITCH MTG MS29513-14 (96906)	EA	1					88	54
X20		SWITCH, FOUR POLE, SEALED LEVER: START, RUN OFF, MASTER 13207E3748-1 (99193)	EA	1					88	55
X20		NUT, HEXAGON: MTG 815-254-6 (15605)	EA	1					88	56
X20		WASHER, TOOTH: SWITCH MTG TS10013 (91927)	EA	1					88	57
X20		WASHER, KEY: MTG 29-761 (15605)	EA	1					88	58
X20		RIVET, BLIND: ELECTRICAL CONTROL PANEL LABEL MTG, CIRCUIT BREAKER AND MASTER SWITCH INSTRUCTION LABEL TOP MTG, GENERATOR IDENTIFICATION PLATE MTG, GENERATOR SET IDENTIFICATION PLATE MTG, AND PLUMBING LABEL MTG MS2060084W2 (96906)	EA	18					88	59
X20		RIVET, BLIND: CIRCUIT BREAKER AND MASTER SWITCH INSTRUCTION LABEL BOTTOM MTG MS2060084W3 (96906)	EA	2					88	60
X20		LABEL, INSTRUCTION, ENGINE INSTRUMENT 13213E4451-1 (99193)	EA	1					88	61
X20		LABEL, INSTRUCTION, ENGINE INSTRUMENT 13213E4451-1 (99193)	EA	1					88	61

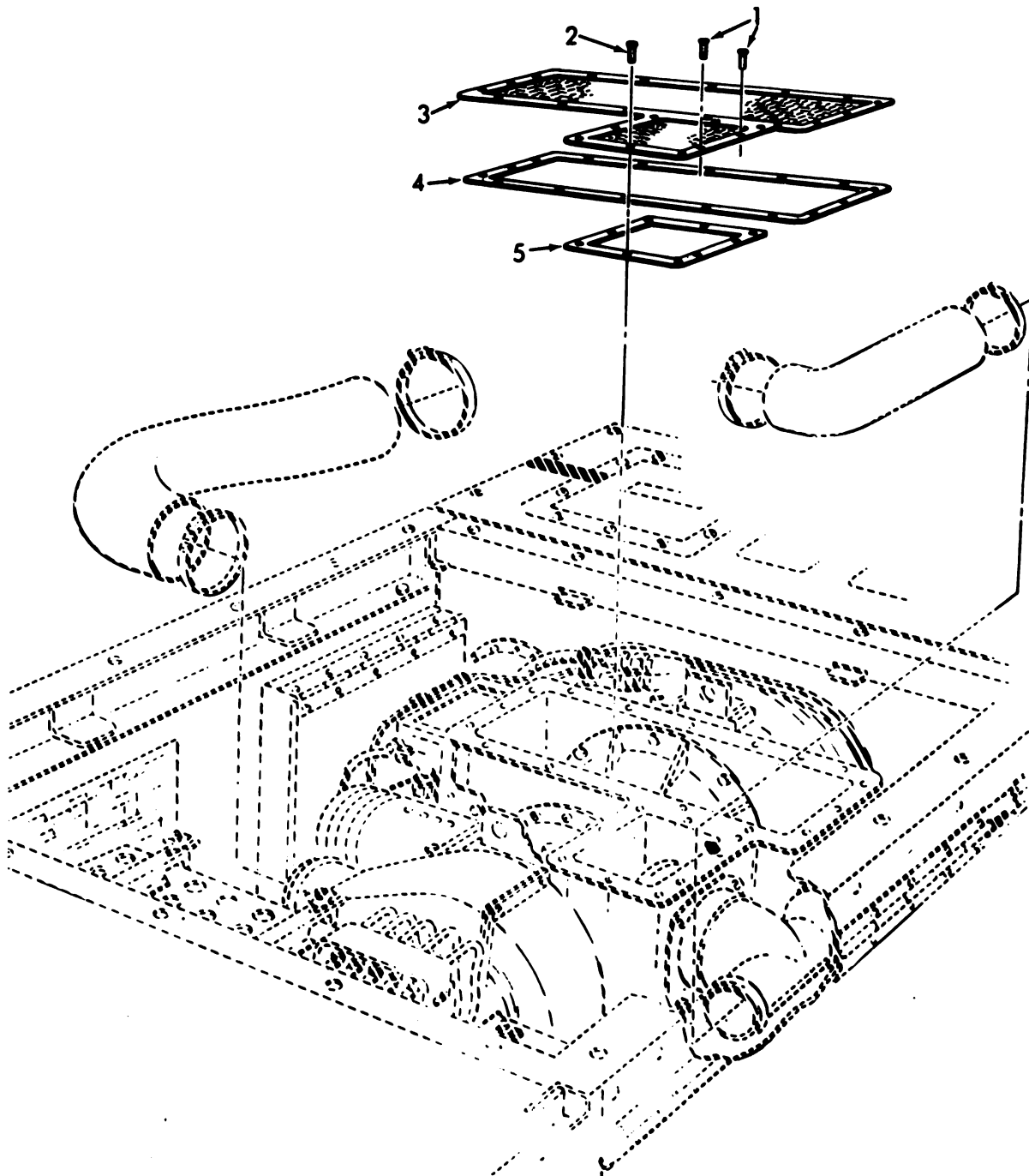
(1) SMR CODE	(2) FEDERAL STOCK NUMBER	(3) DESCRIPTION REF. NUMBER & MFR. CODE	(4) USABLE ON CODE	(5) QTY INC IN UNIT	(6) 15-DAY ORGANIZATIONAL MAINTENANCE ALW				(7) ILLUS- TRATION	
					(A)	(B)	(C)	(D)	(A)	(B)
					1-5	6-20	21-50	51-100	FIG. NO.	ITEM NO.
X20		LAMP, INCANDESCENT: 58 BULB, PANEL LIGHTS MS15569-7 (96906)	EA	3					89	1
X20		LIGHT: INSTRUMENT PANELS 473504 (72619)	EA	3					89	2
P O	5310-167-0834	WASHER, FLAT: HARNESS CLAMP INSTRUMENT PANEL MTG BOTTOM SCREW AN960-10L (88044)	EA	2	REF	REF	REF	REF		
		GROUP 47-WINTERIZATION								
P O	4730-317-4039	CLAMP, HOSE: RETAINER QS200M885 (08484)	EA	1	•	•	•	1	90	1
P O	5330-014-5633	ASBESTOS STRIP 13208E8973-5 (99193)	EA	1	•	•	•	1	90	2
P O	4730-064-8655	CLAMP: HOSE QS200M285 (08484)	EA	1	•	•	•	1	90	3
P O	5330-014-5632	ASBESTOS STRIP 13208E8973-3 (99193)	EA	1	•	•	•	1	90	4
X20		NUTS, SELF-LOCKING, HEXAGON: HEATER MTG BOLT MS21045-3 (96906)	EA	4					90	5
X20		WASHER, LOCK: 8 EA HEATER TO MTG PLATE BOLT AN936A10 (88044)	EA	12					90	6
X20		BOLT, MACHINE: BATTERY HEATER TO MTG PLATE AND HEATER EXHAUST PIPE TO BRACKET AN3-5A (88044)	EA	6					90	7
X20		BOLT, MACHINE: BATTERY HEATER MTG PLATE MTG AN3-4A (88044)	EA	4					90	8
P O	6115-014-5631	PIPE ASSEMBLY, BATTERY HEATER 13208E8971-1 (99193)	EA	1	•	•	•	•		
X20		WASHER, FLAT: HEATER EXHAUST PIPE TO BRACKET MTG BOLT, HEATER STRAIGHT EXHAUST TUBE FLANGE MTG, HEATER L SHAPED EXHAUST TUBE FLANGE MTG SCREW AN960C10L (88044)	EA	7					90	16
P O	6115-014-5049	CAP ASSEMBLY: HEATER EXHAUST TUBE 13208E8965-31 (99193)	EA	2	x	x	x	1		
X1		RIVET, ROUND HEAD, MONEL: CHAIN TO CAP MTG MS20435M6-9 (38597)	EA	1					90	19
X20		CHAIN, BEAD ASSEMBLY: 3/4 IN. BEAD CHAIN, 4 IN. LG, CRES, OFFSET STYLE END FITTING, CAP RETAINING NAS1201C10B88 (80205)	EA	1					90	20
X1		GASKET: HEATER EXHAUST TUBE 13208E8965-35 (99193)	EA	1					90	21
X1		CAP: HEATER EXHAUST TUBE 13208E8965-33 (99193)	EA	1					90	22
P O	5930-015-0061	SENSOR, TEMPERATURE, BATTERY ELECTROLYTE 305164-1 (99193)	EA	1	REF	REF	REF	REF	90	26
X20		TERMINAL: HEATER FUEL PUMP GROUND LEAD 31889-100779)	EA	1						
P O	2990-014-7484	HEATER, AIR DUCT, INTERNAL COMBUSTION 13208E8960-1 (80684)	EA	1	•	•	•	1	90	27
P O	5340-014-5623	BRACKET, ANGLE B2055 (80684)	EA	2	•	•	•	•	91	11
P O	6115-691-5493	GASKET A2096 (80684)	EA	1	•	1	2	4	91	13

(1) SMR CODE	(2) FEDERAL STOCK NUMBER	(3) DESCRIPTION REF. NUMBER & MFR. CODE	(4) USABLE OR CODE	(5) U N I T O F M E A S U R E M E N T	(6) QTY INC IN UNIT	(8) 15-DAY ORGANIZATIONAL MAINTENANCE ALW				(7) ILLUS- TRATION	
						(A)	(B)	(C)	(D)	(A)	(B)
						1-5	6-20	21-50	51-100	FIG NO	ITEM NO.
P O	5930-708-3588	SWITCH, MICRO A2092 (80684)		EA	1	*	*	*	1	91	20
P O	5930-708-3589	SWITCH, FLAME B2070 (80684)		EA	1	*	*	*	1	91	22
P O	2920-902-7063	IGNITER ASSEMBLY A2053-1 (80684)		EA	1	*	1	1	3	91	33
P O	5310-014-5629	WASHER, RECESSED A2014 (80684)		EA	1	*	*	*	1	91	34
X20		ELBOW, PIPE TO TUBE: HEATER FUEL FILTER MS20822-4 (96906)		EA	1					92	1
X20		BOWL, SEDIMENT, FUEL 26413 (90005)		EA	1					92	2
X20		SPRING, HELICAL, COMPRESSION 26417A (90005)		EA	1					92	3
P O	2910-335-9344	ELEMENT ASSEMBLY, FILTER 569807 (90005)		EA	1	1	5	9	19	92	4
P O	5330-265-1089	PACKING, PREFORMED 26405A (90005)		EA	1	1	5	9	19	92	5
X20		HEAD, HEATER FUEL 451-0 (90005)		EA	1					92	6
P O	1660-025-3493	FILTER, FLUID PRESSURE 450-0 (90005)		EA	1	*	*	*	1		
		GROUP 48-RADIO INTERFERENCE SUPPRESSION									
X20		CAPACITOR: RADIO INTERFERENCE SUPPRESSION, HEATER FUEL PUMP MFT116-3 (09023)		EA	1					93	1
X20		WASHER: DUMMY SHELL RECEPTACLE MOUNTING SCREW, MAIN AND FUEL TANK FUEL PUMP FEED-THRU CAPACITOR MTG 6230120031 (70763)		EA	8					93	3
X20		SPACER, CAPACITOR HOLDER: MAIN AND FUEL TANK FUEL PUMP FEED-THRU CAPACITOR MTG RECEPTACLE 7025812001 (70763)		EA	2					93	5
X20		CAPACITOR: RADIO INTERFERENCE SUPPRESSION, MAIN AND FUEL TANK FUEL PUMP MFT109-5 (14655)		EA	2					93	6
X20		CAPACITOR: BATTERY HEATER MOTOR, 0.005 UF, 500 VDC, BY-PASS 46F8 (09023)		EA	1					93	7
X20		CAPACITOR: BATTERY HEATER MOTOR, 0.01 UF, 100 VDC TWC151ECB (09023)		EA	1					93	8
X20		SCREW, MACHINE: CAPACITOR C2, C3, AND C4 MTG ANS07-1032-16 (88044)		EA	3					93	9
X20		WASHER, LOCK: CAPACITOR MTG SCREW AN936A10 (88044)		EA	11					93	11
X20		SPACERS, SLEEVE: CAPACITOR C2, C3 AND C4 MTG NAS43DD3-16 (80205)		EA	3					93	12
P O	5910-706-9237	CAPACITOR: RADIO INTERFERENCE SUPPRESSION, C1, C2, C3 AND C4 MC9C07 (14655)		EA	4	*	1	1	2	93	13



ME 6115-339-35P/1 (1)

Figure 1 (1). Enclosure.



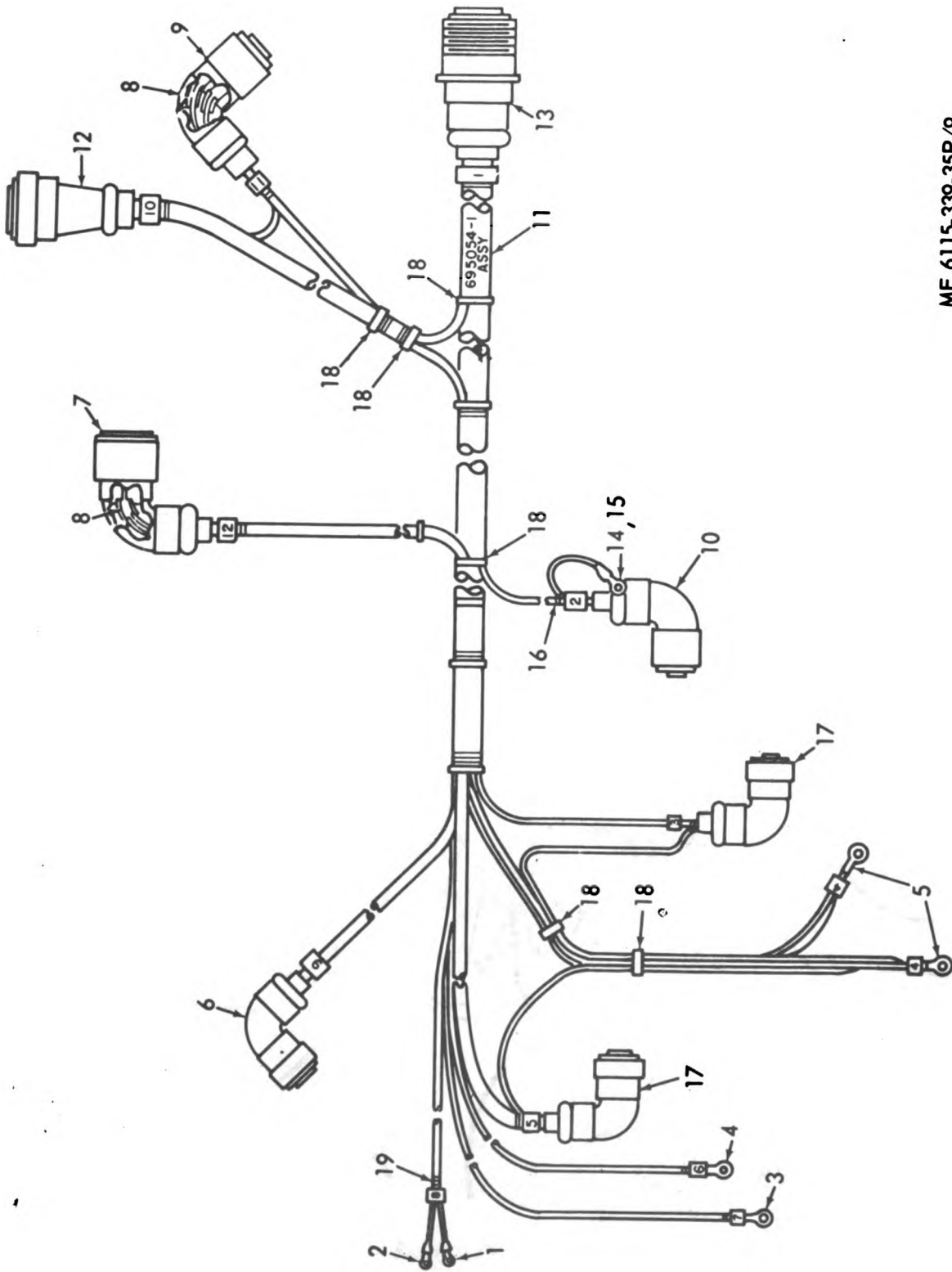
ME 6115-339-35P/2

Figure 2. Screen Assembly and Generator Cooling Air Hoses.



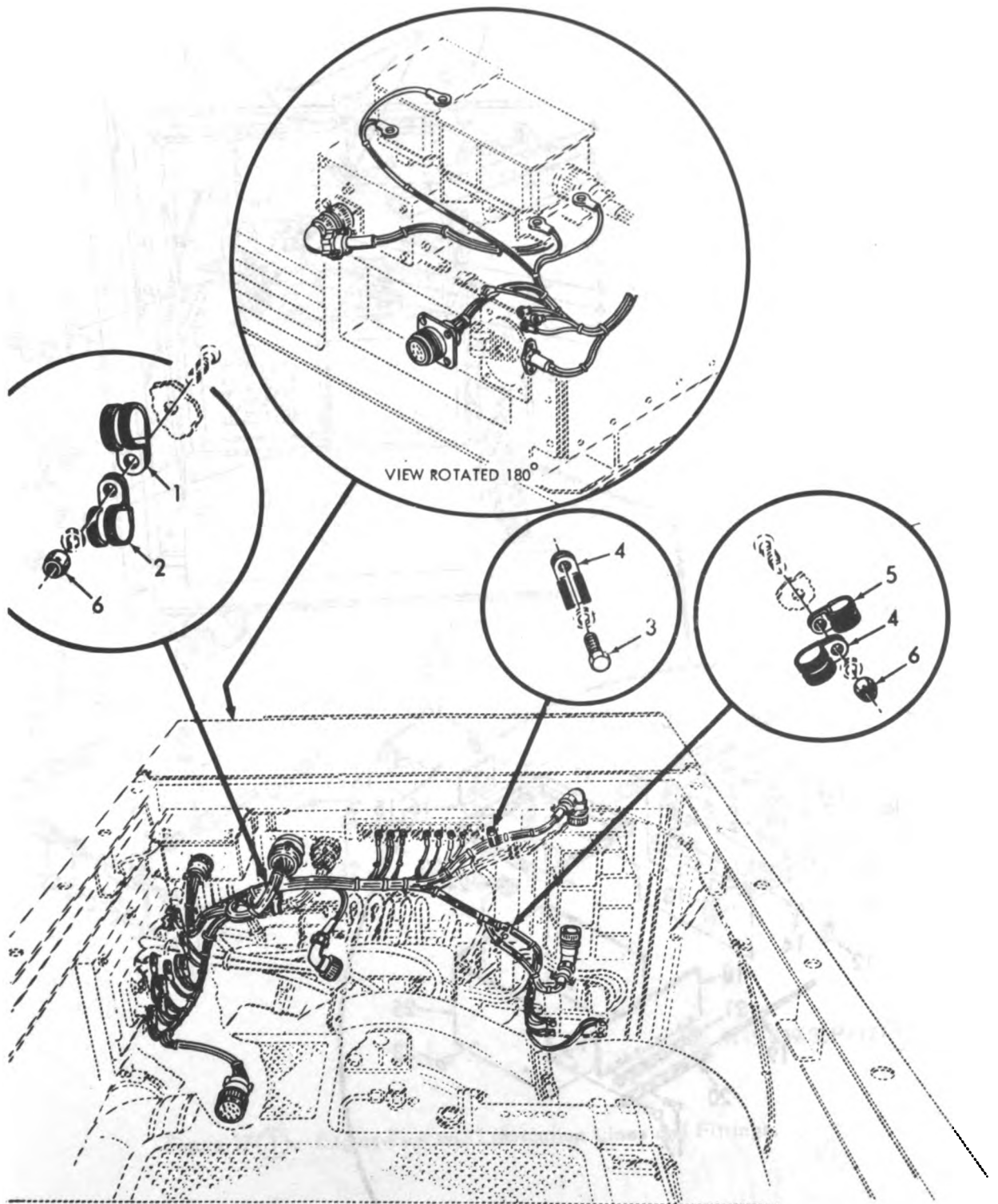
ME 6115-339-35P/7

Figure 7. Wiring Harness and Igniter Plug.



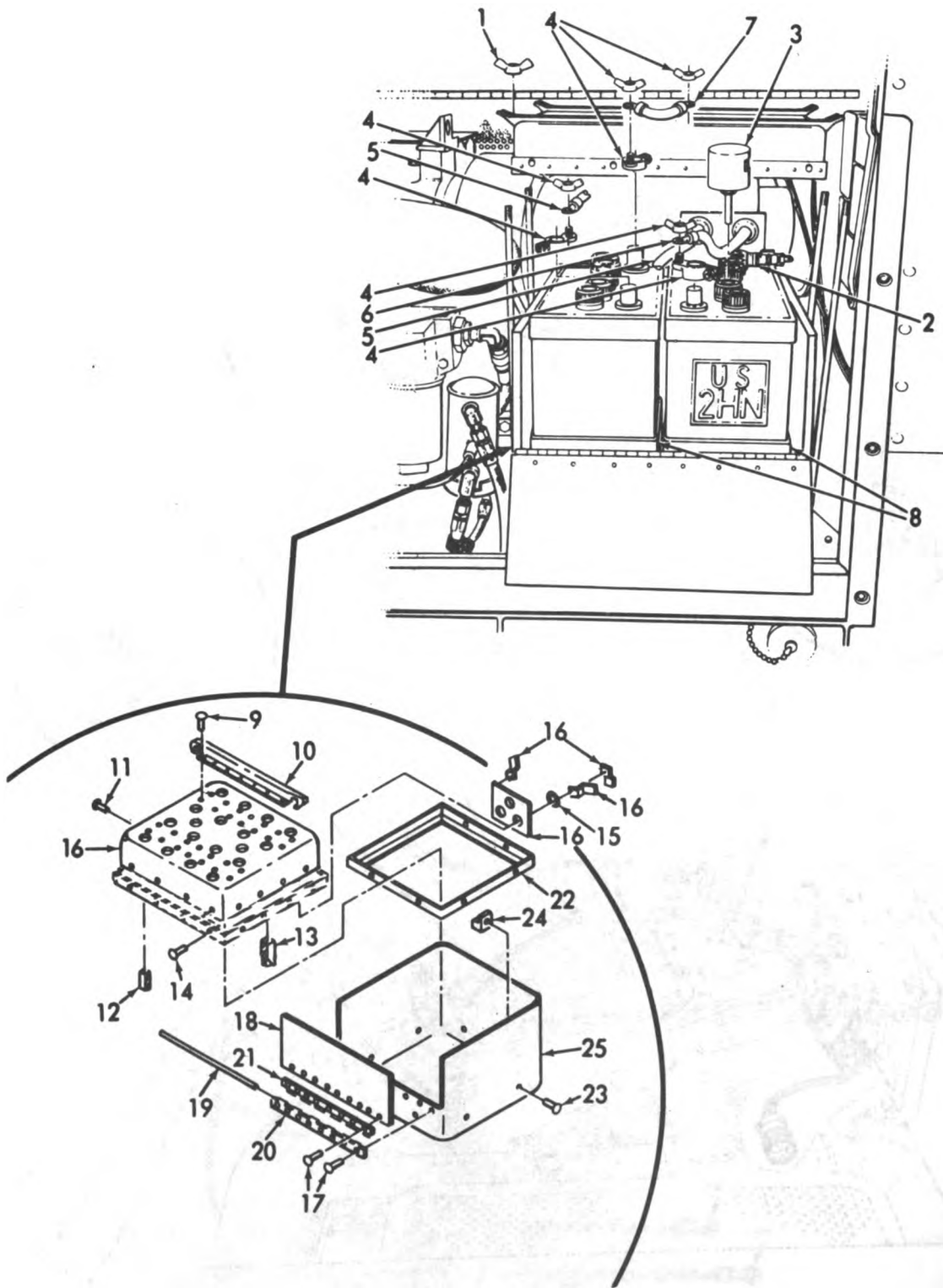
ME 6115-339-35P/9

Figure 9. Gas Turbine Wiring Harness.



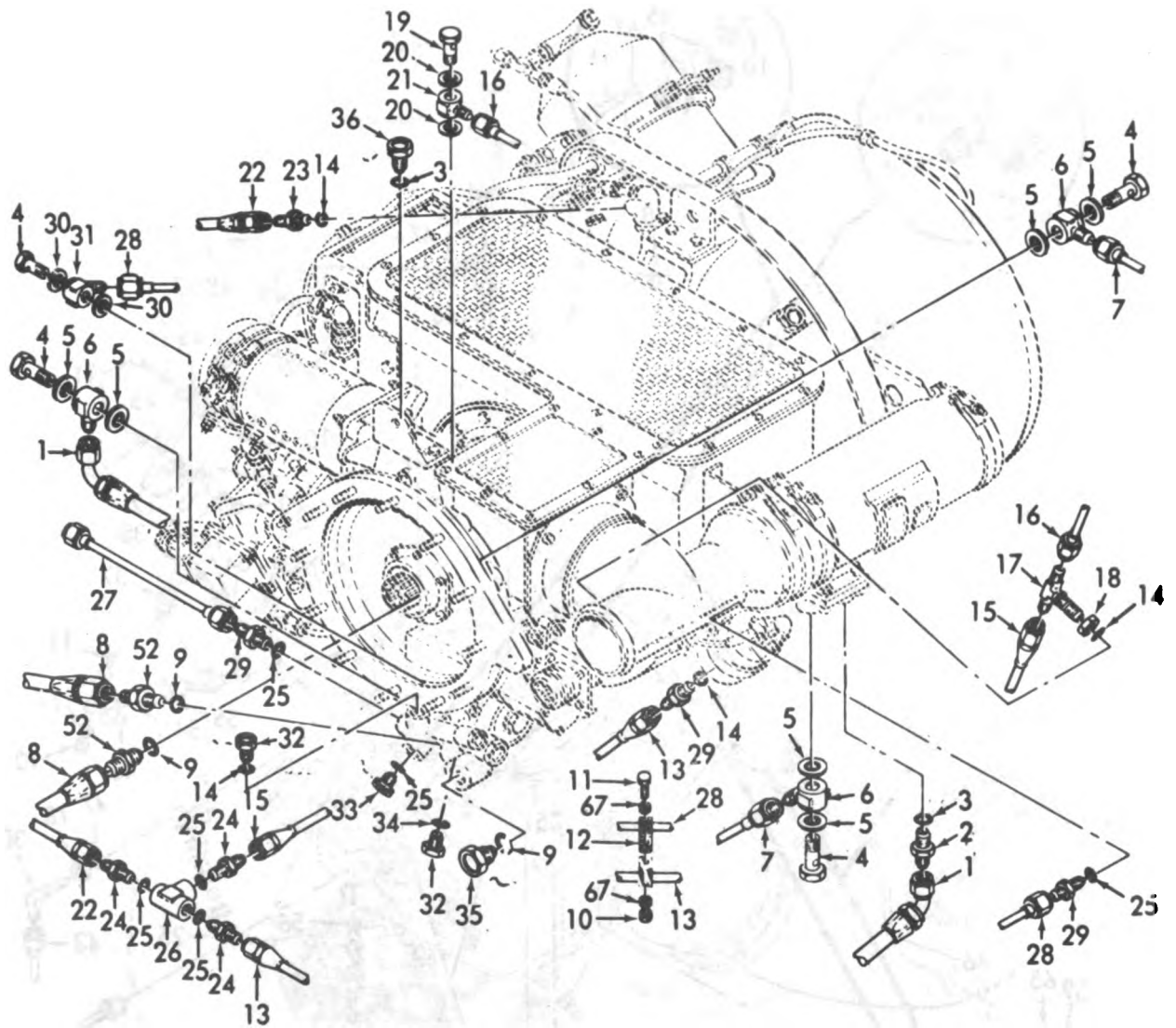
ME 6115-339-35P/11

Figure 11. AC Wiring Harness.



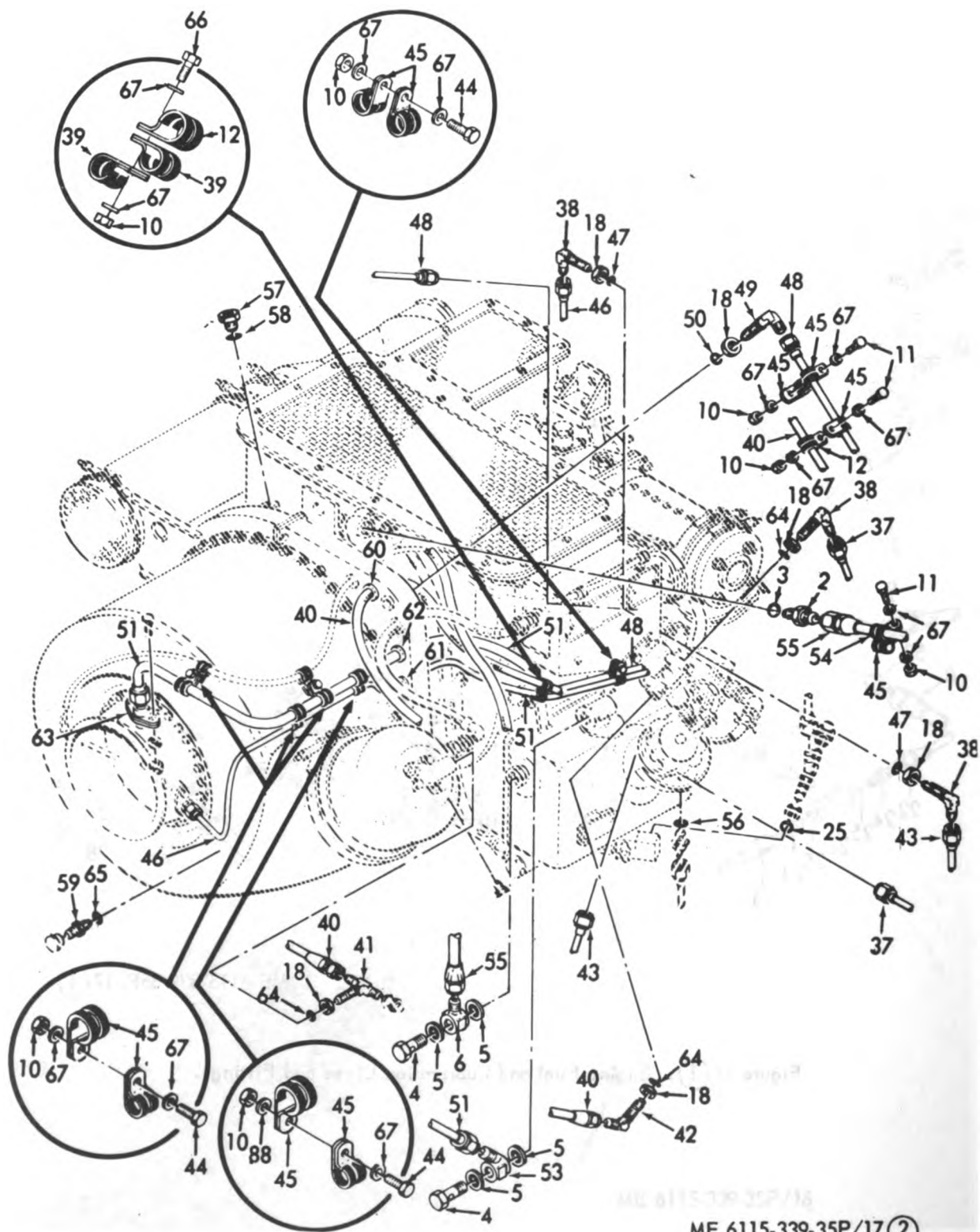
ME 6115-339-35P/16

Figure 16. Battery Box.



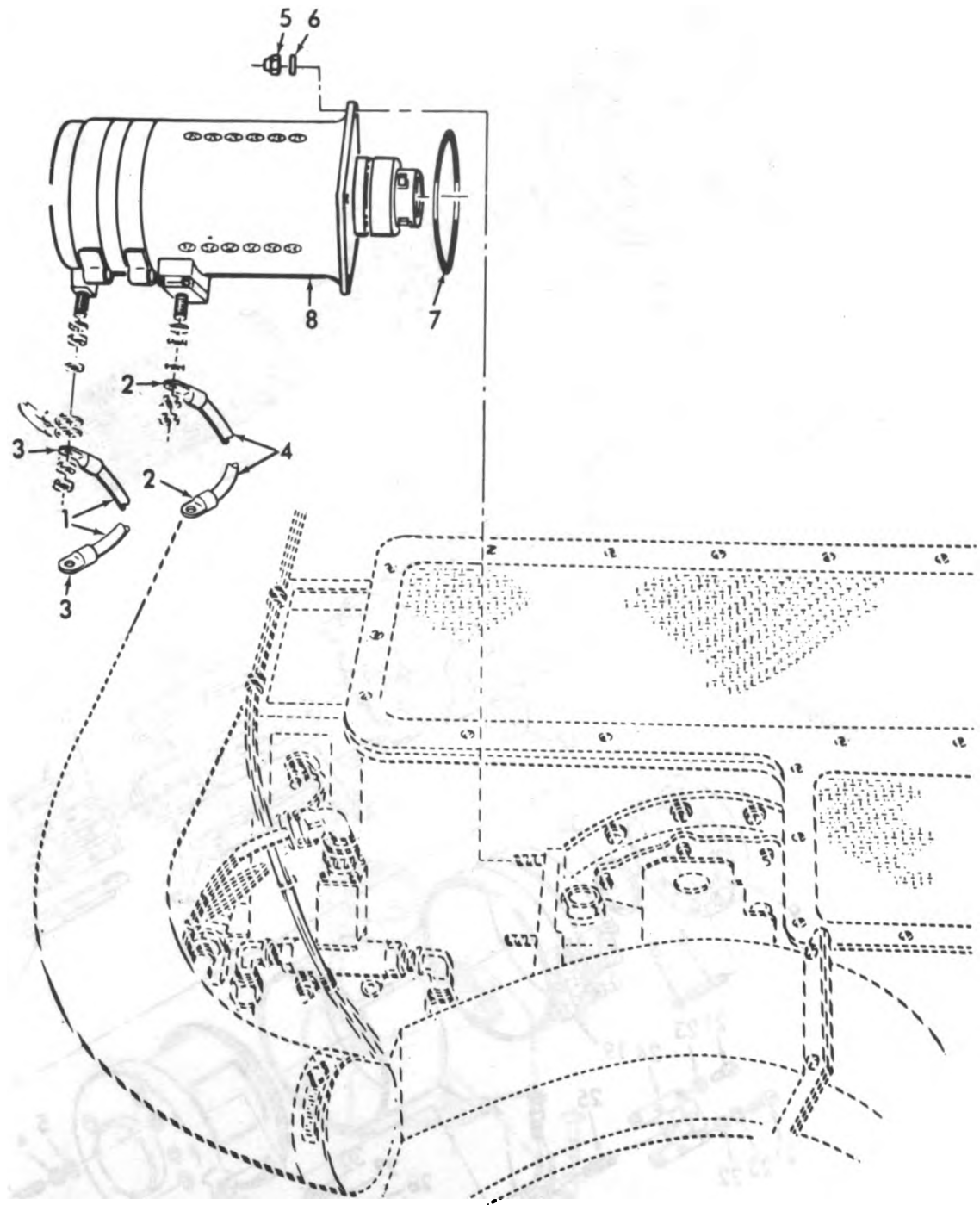
ME 6115-339-35P/17 ①

Figure 17 ①. Engine Fuel and Lubrication Lines and Fittings.



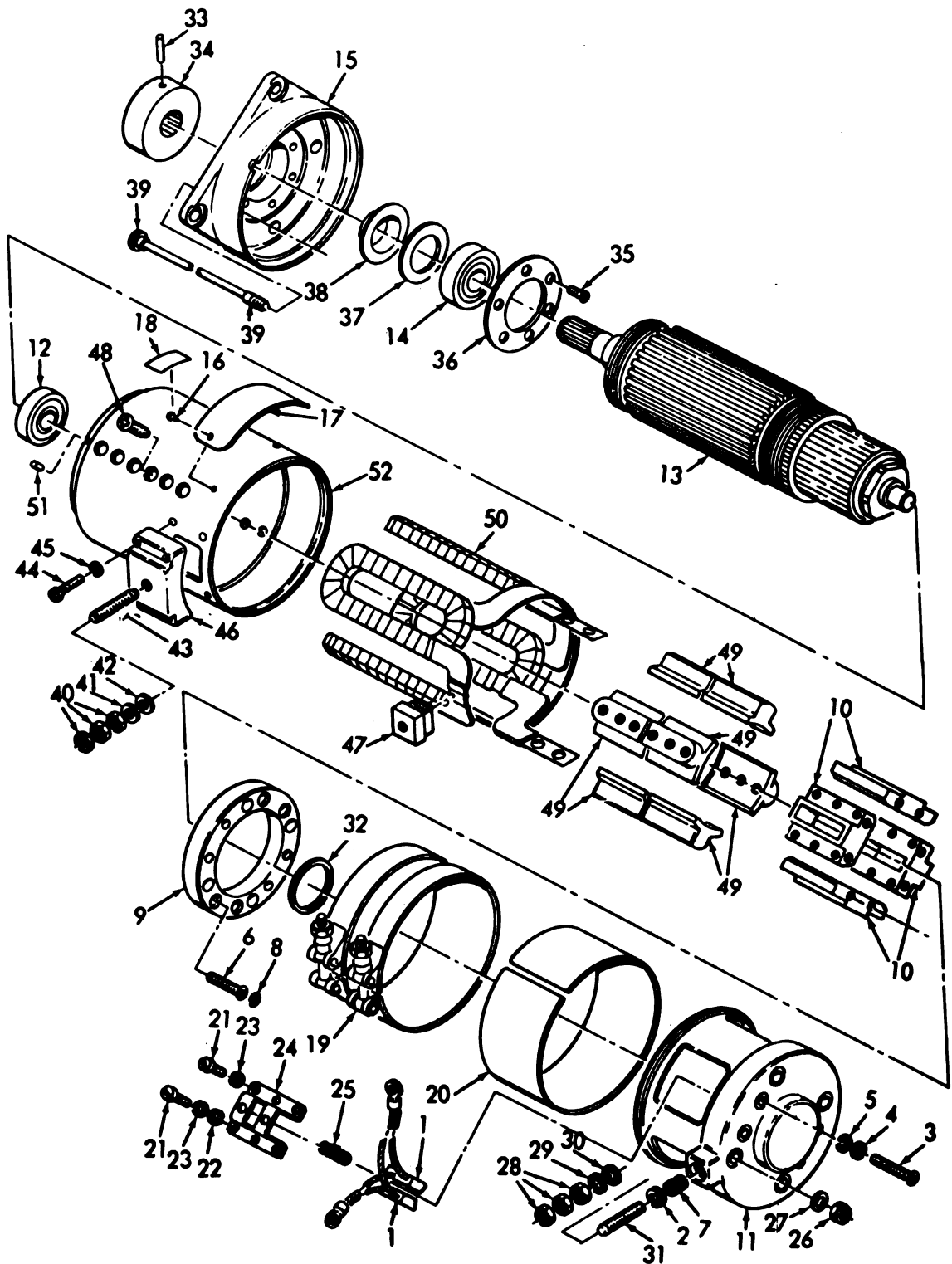
ME 6115-339-35P/17 (2)

Figure 17 (2). Engine Fuel and Lubrication Lines and Fittings.



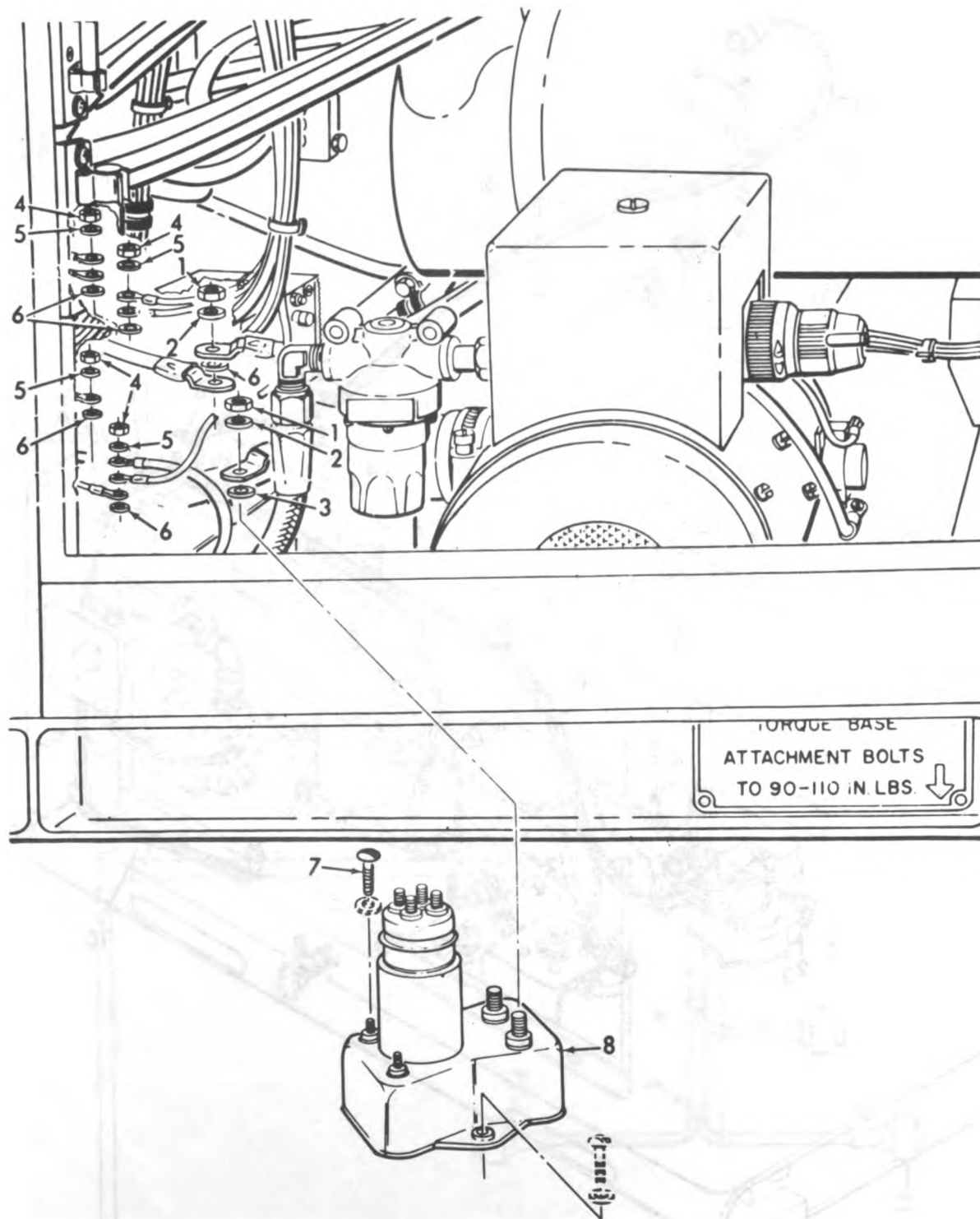
ME 6115-339-35P/18

Figure 18. Starter Motor and Mounting Hardware.



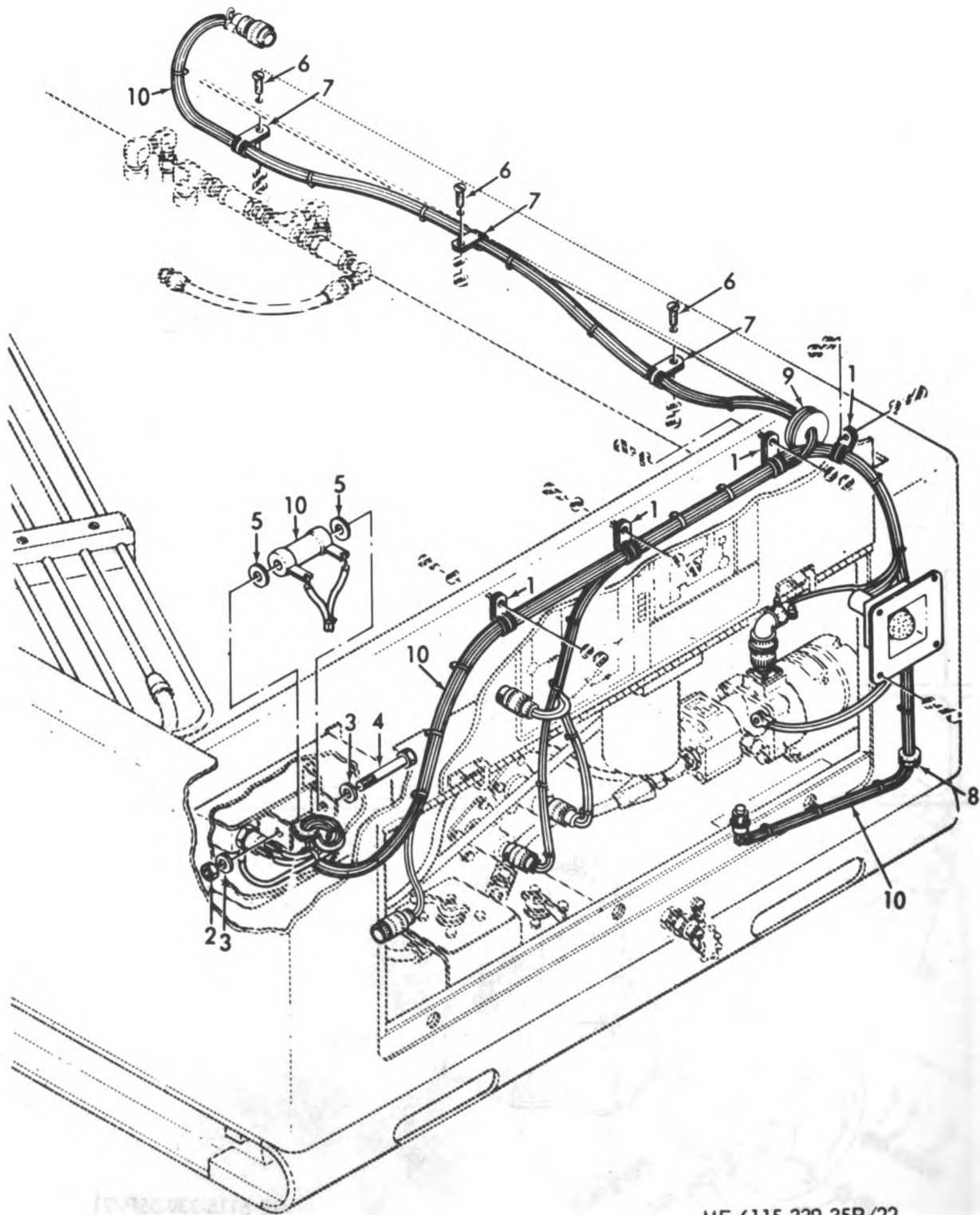
ME 6115-339-35P/20

Figure 20. Starter Motor.



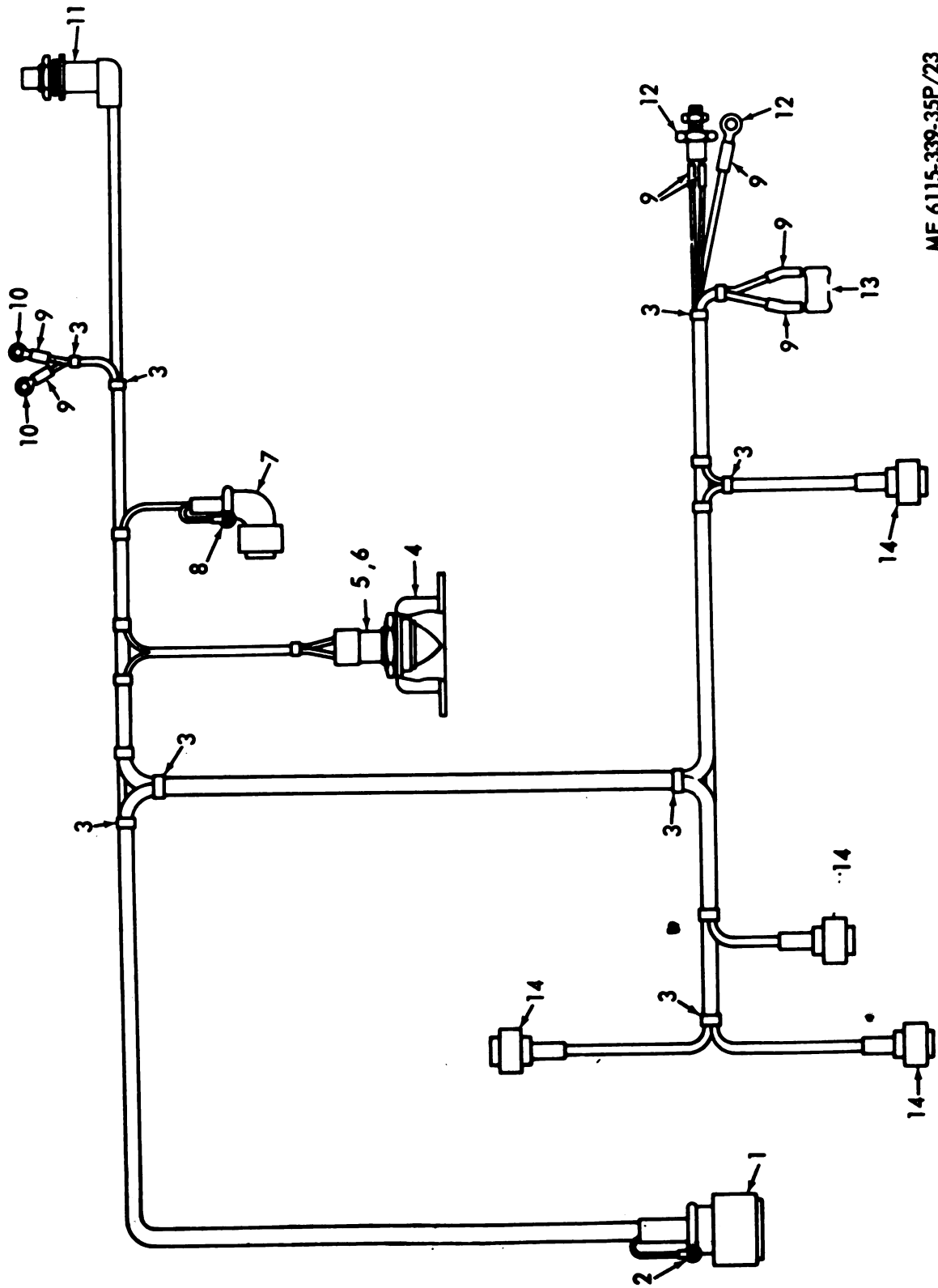
ME 6115-339-35P/21

Figure 21. Starter Relay.



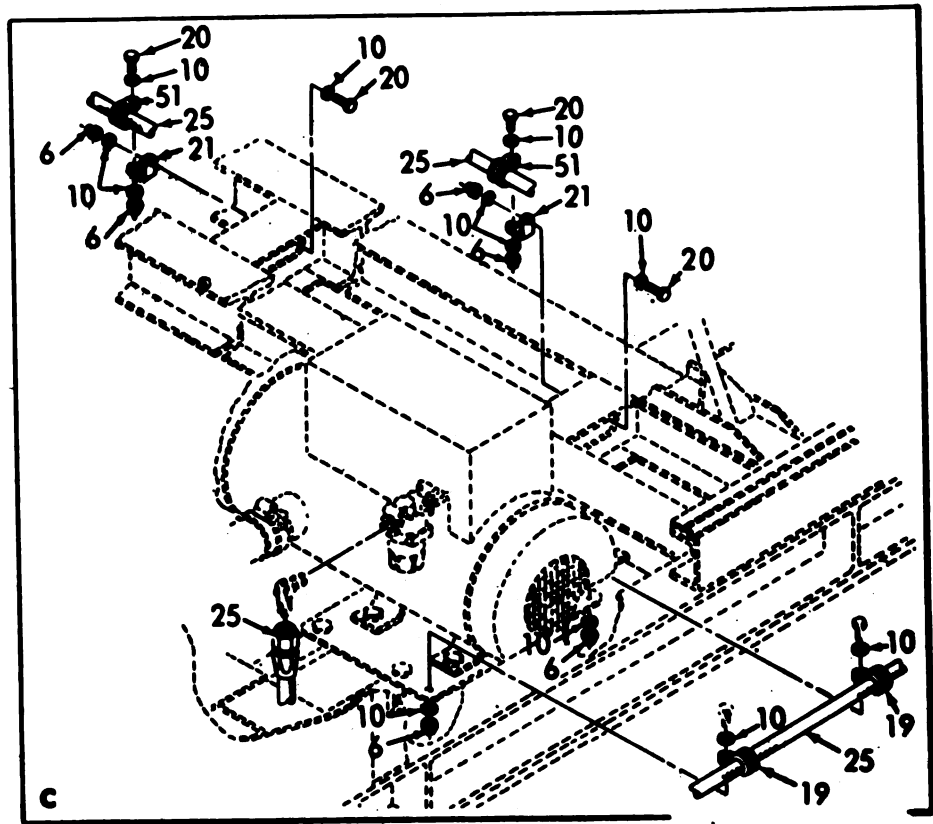
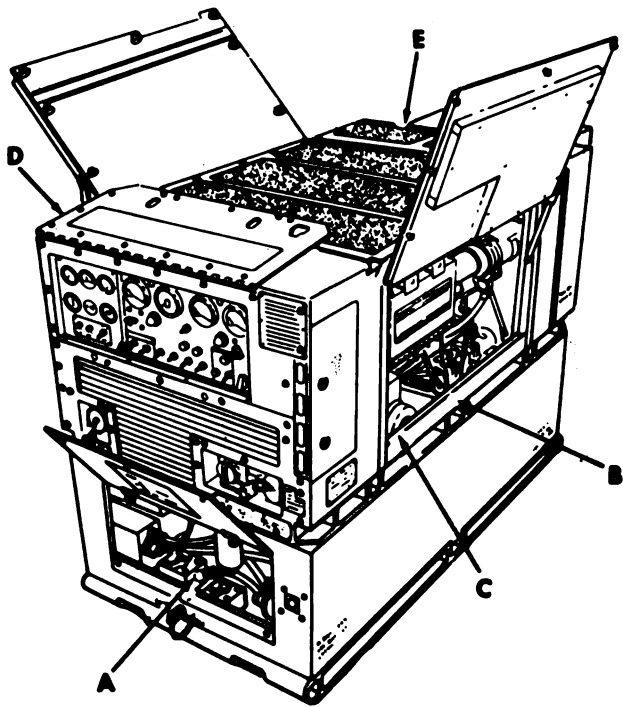
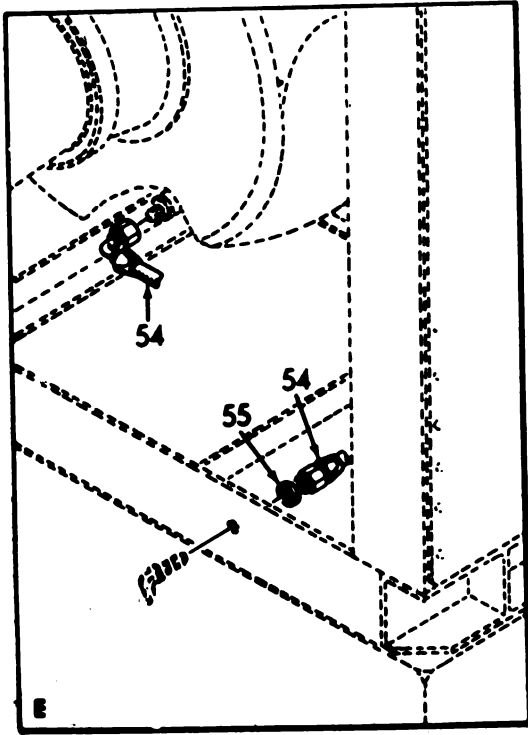
ME 6115-339-35P/22

Figure 22. Fuel Tank Wiring Harness.



ME 6115-339-35P/23

Figure 23. Fuel Tank Wiring Harness.



ME 6115-339-35P/25 ①

Figure 25 ①. Fuel System Lines and Fittings.

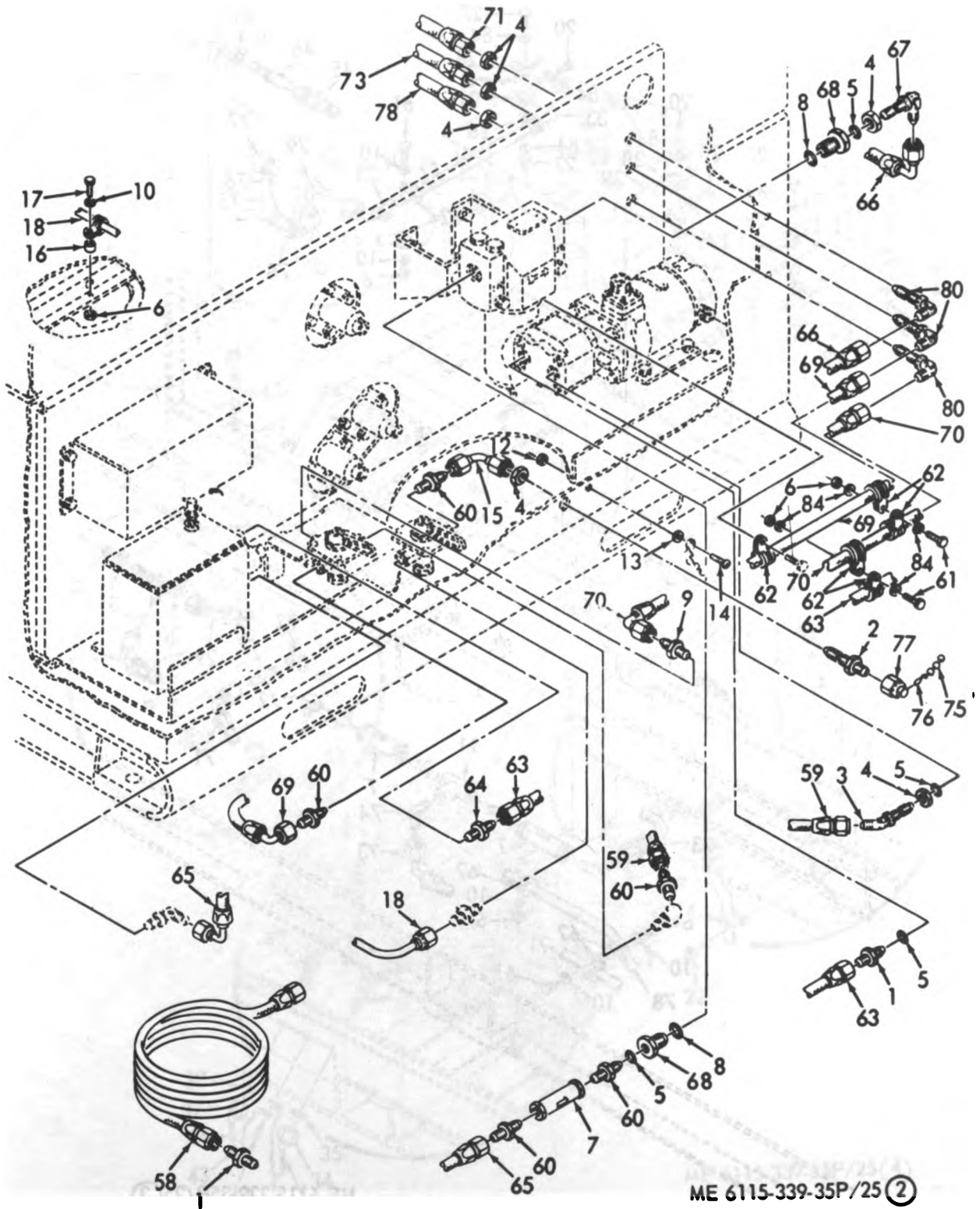


Figure 25(2). Fuel Systems Lines and Fittings.

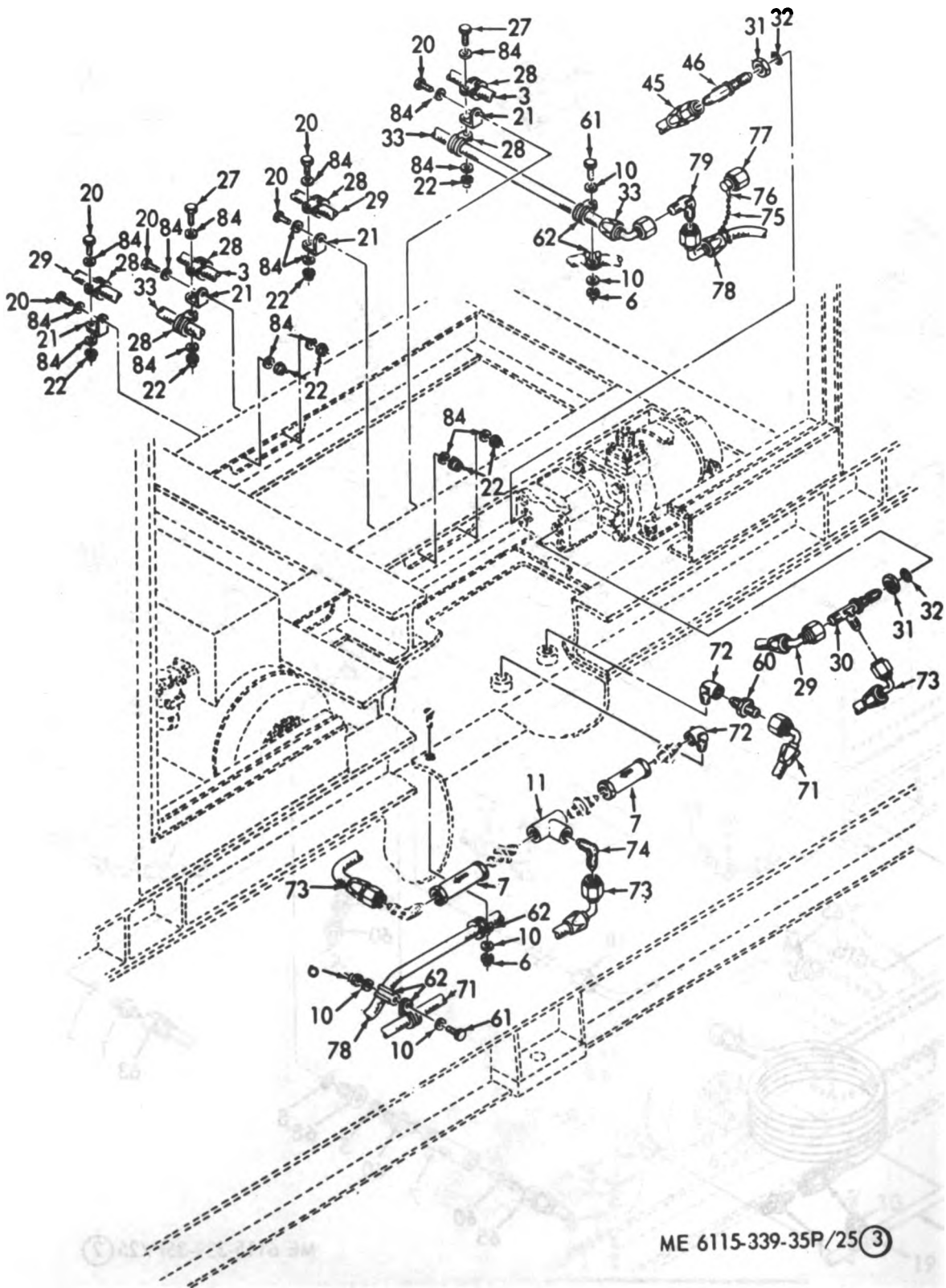


Figure 25(3). Fuel Systems Lines and Fittings.

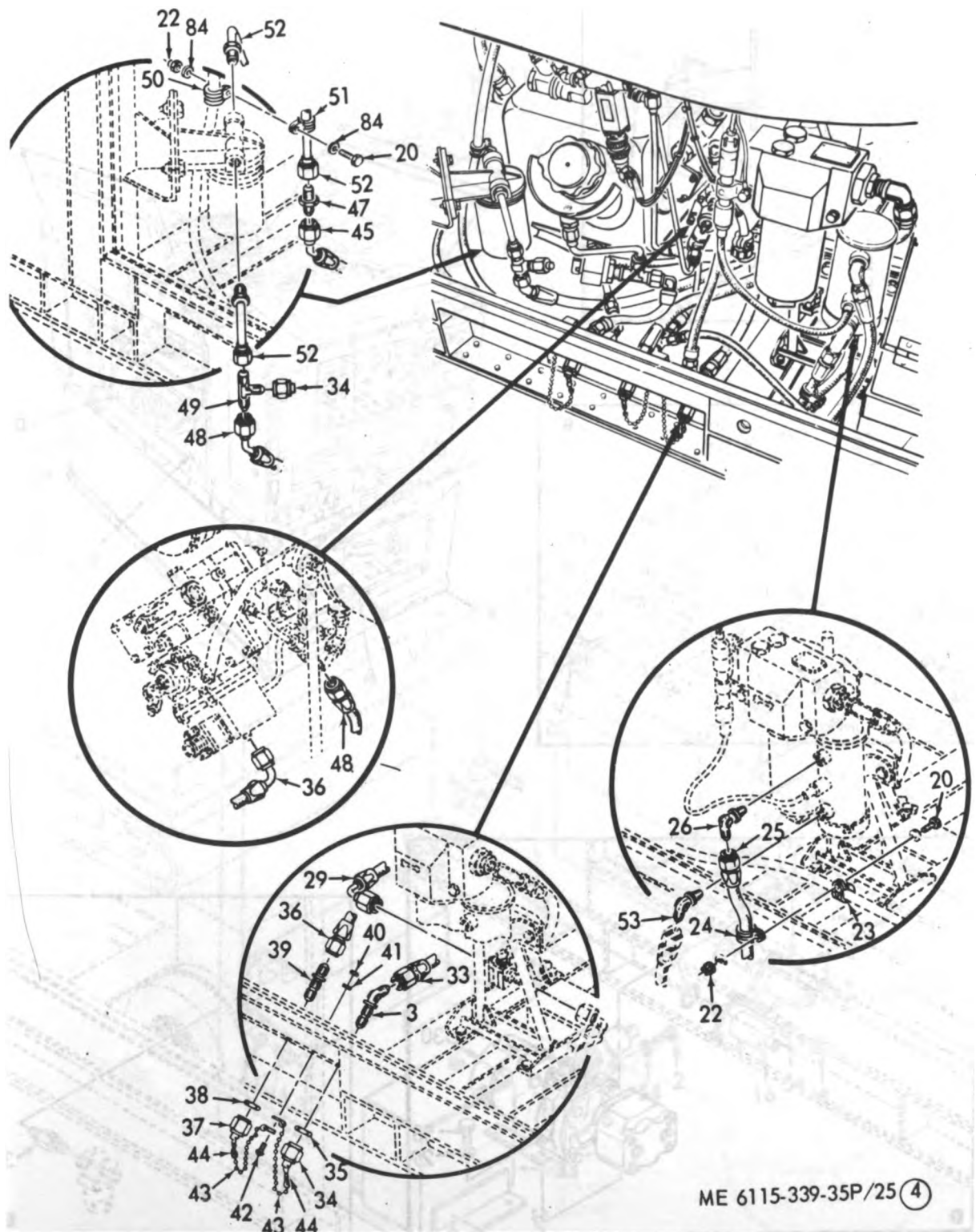
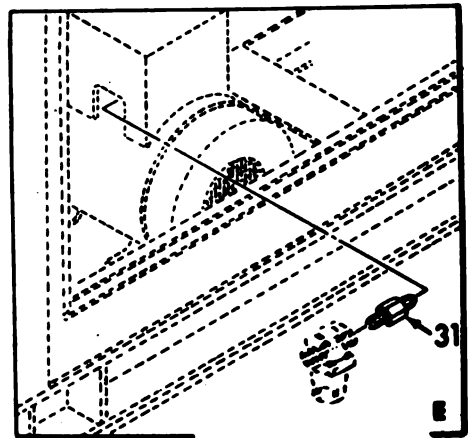
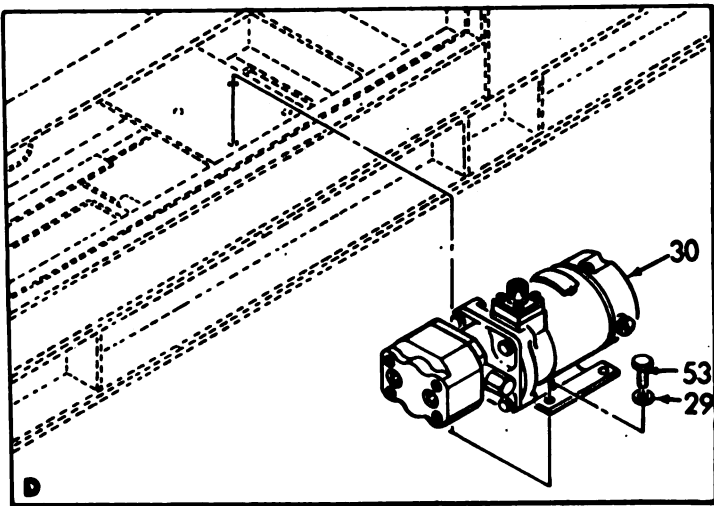
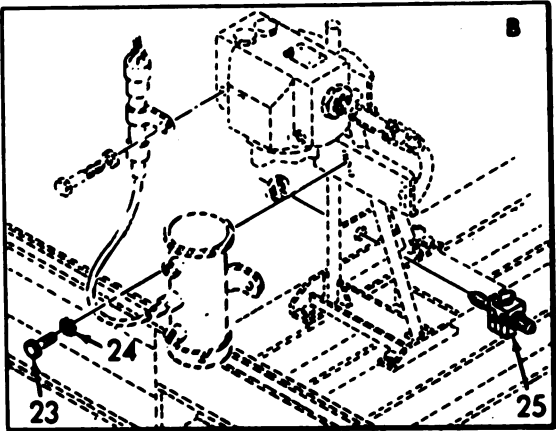
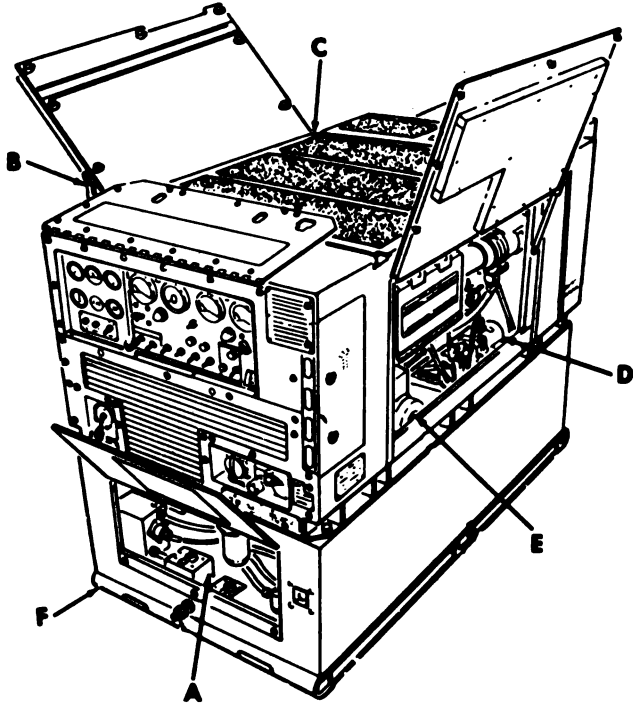
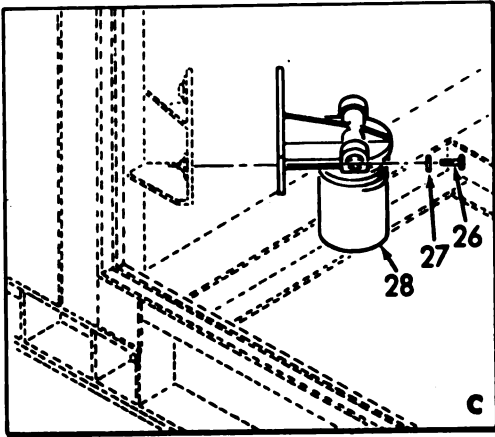


Figure 25(4). Fuel Systems Lines and Fittings.



ME 6115-339-35P/26 ①

Figure 26(1). Fuel Supply System Accessories.

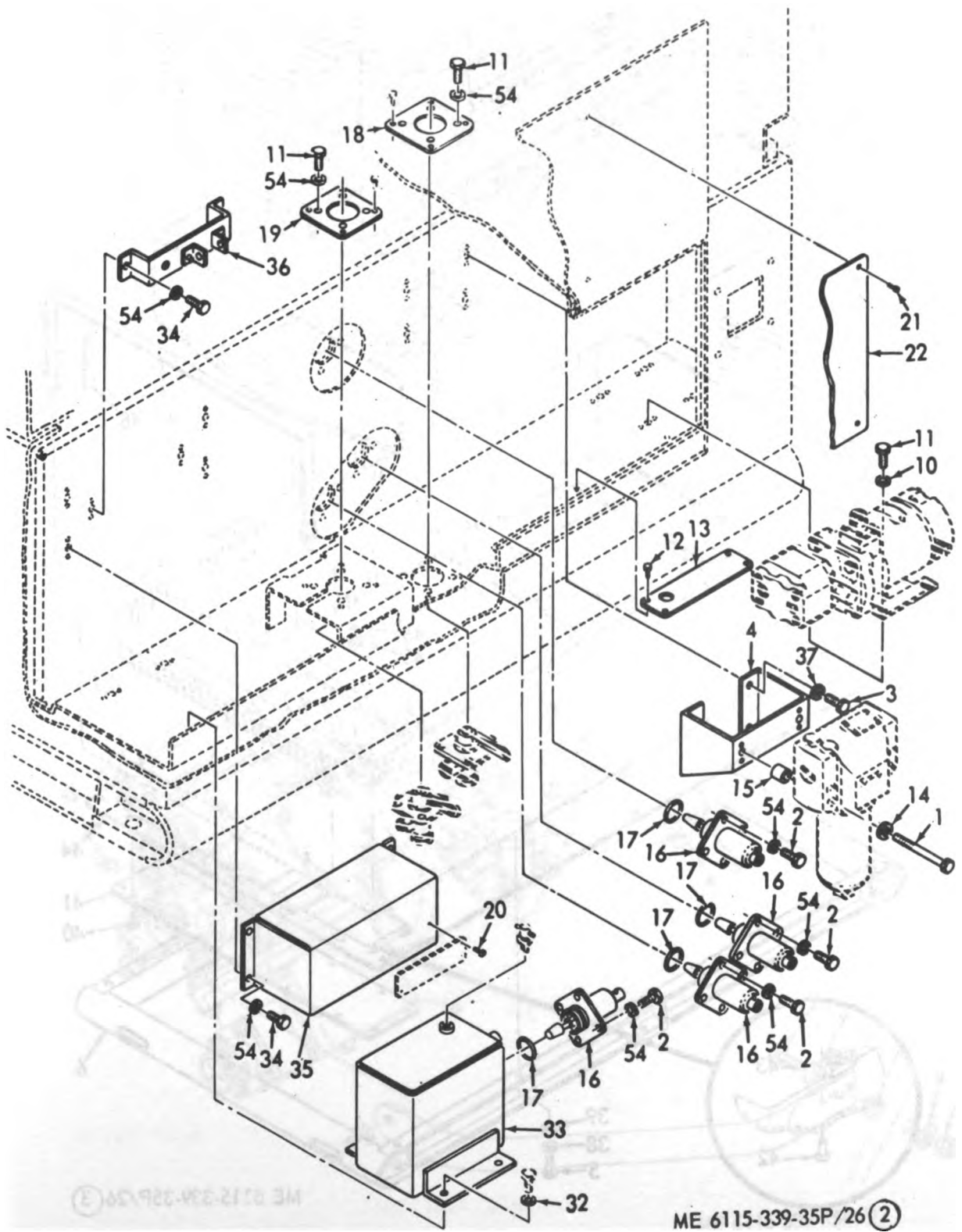
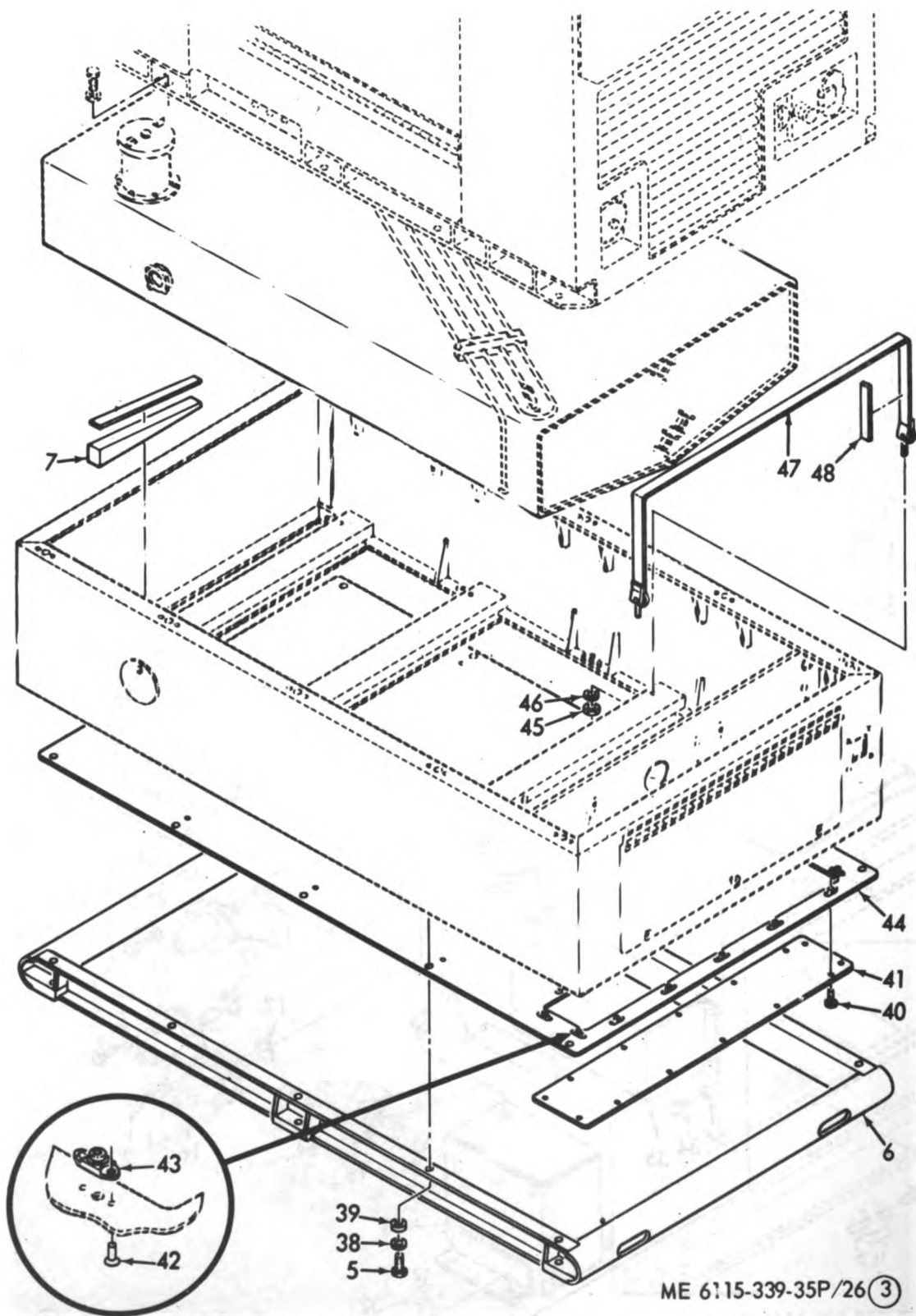
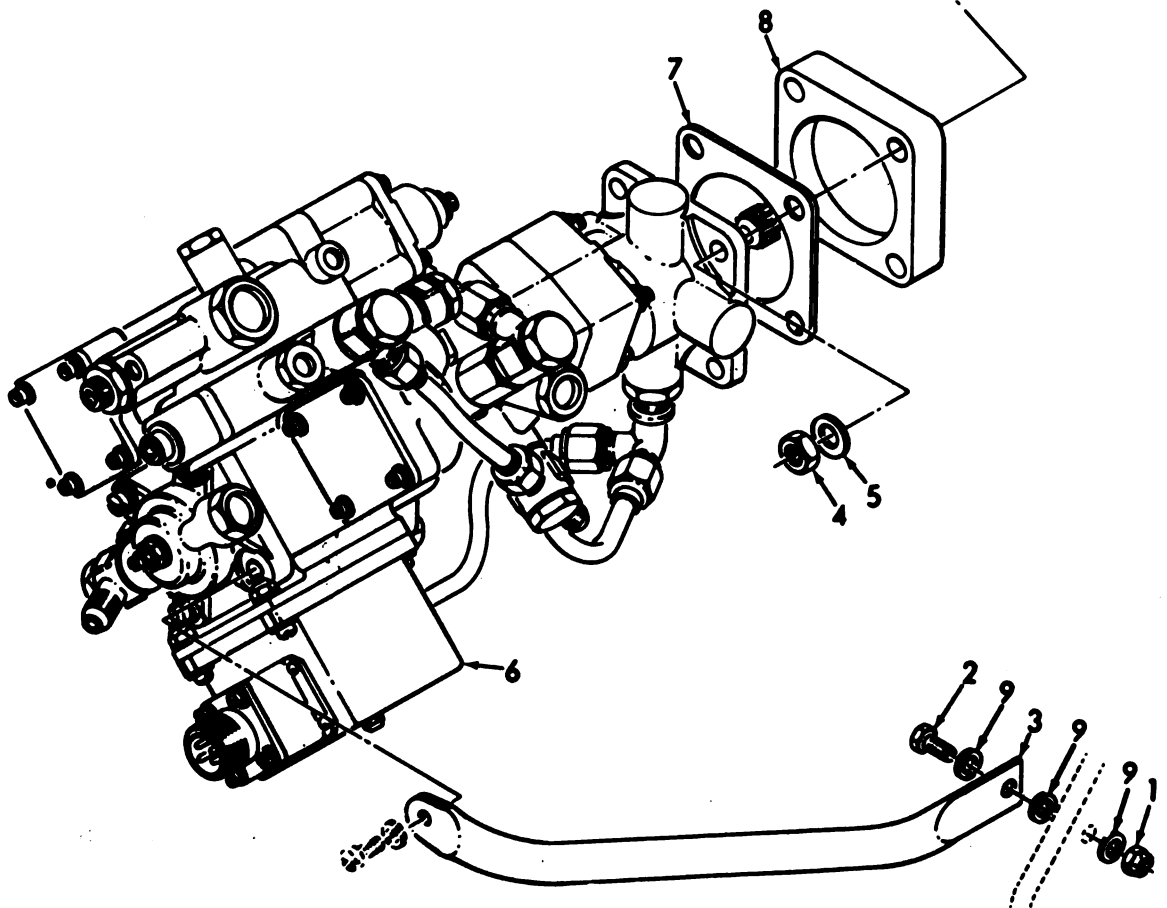
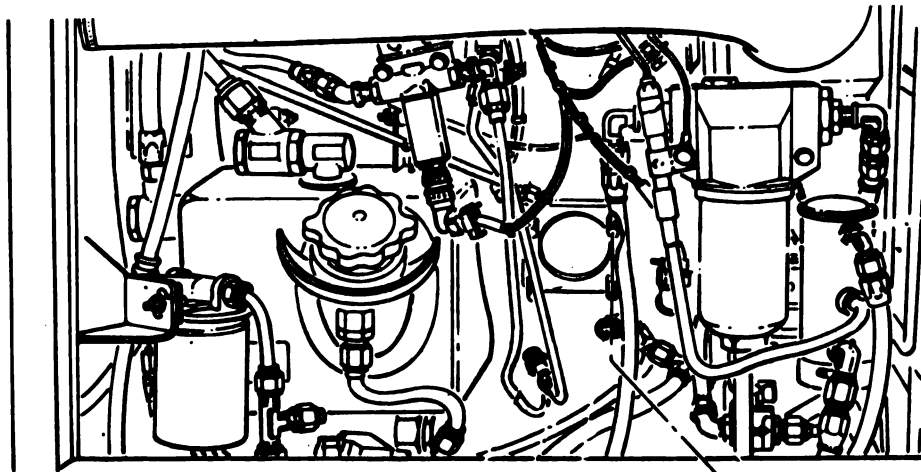


Figure 26 (2). Fuel Supply System Accessories.



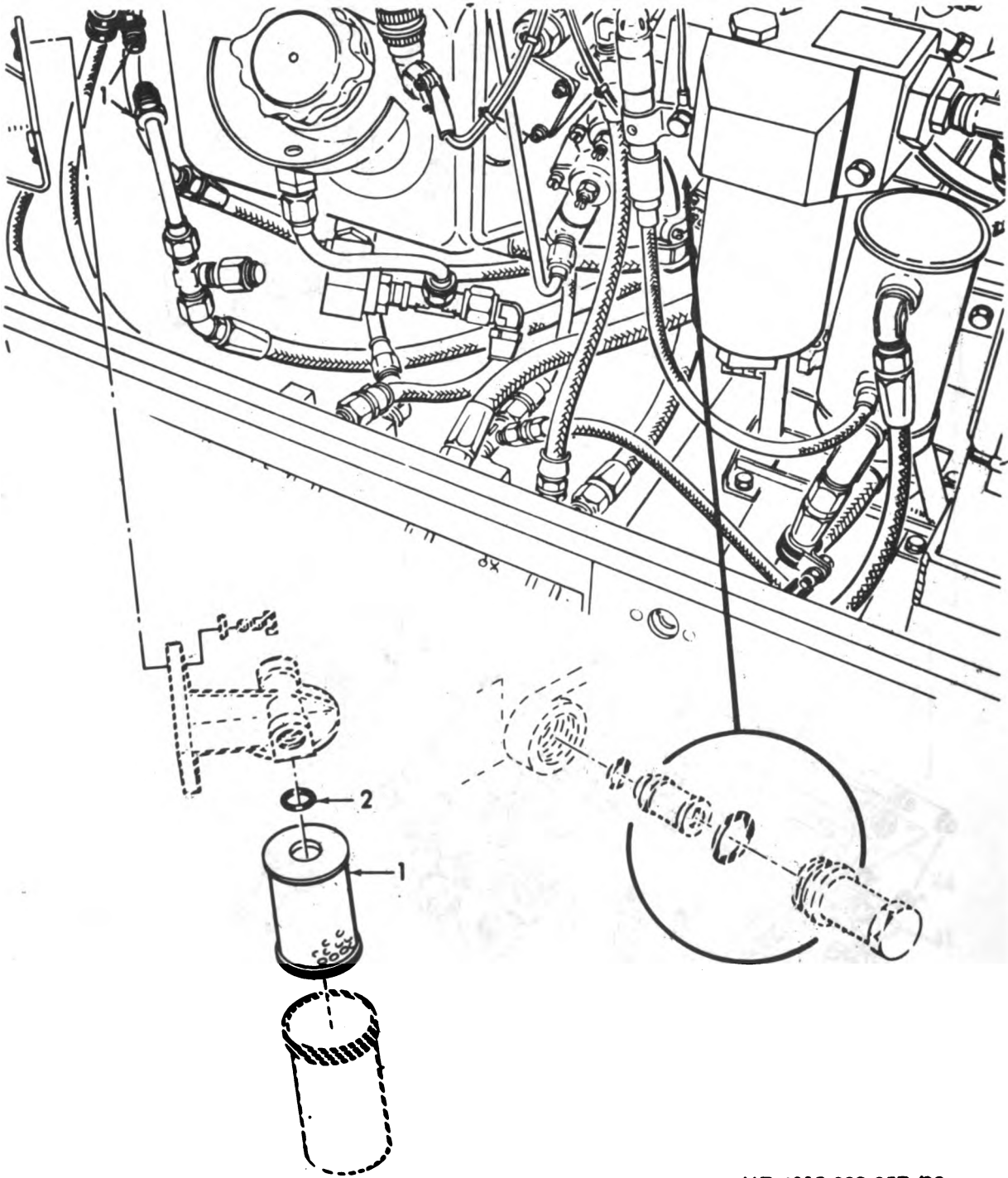
ME 6115-339-35P/26 (3)

Figure 26 (3). Fuel Supply System Accessories.



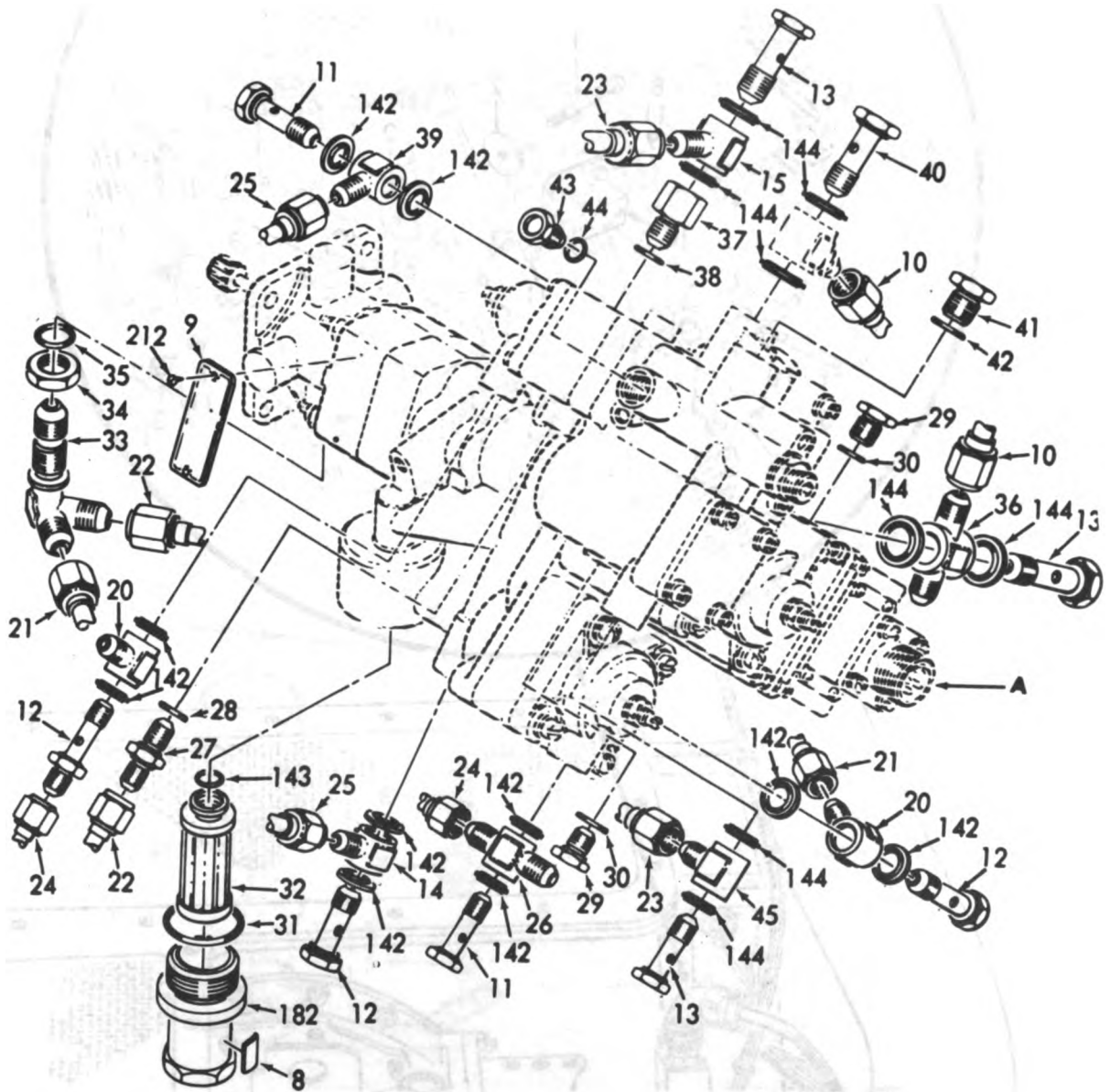
ME 6115-339-35P/27

Figure 27. Fuel Control Unit.



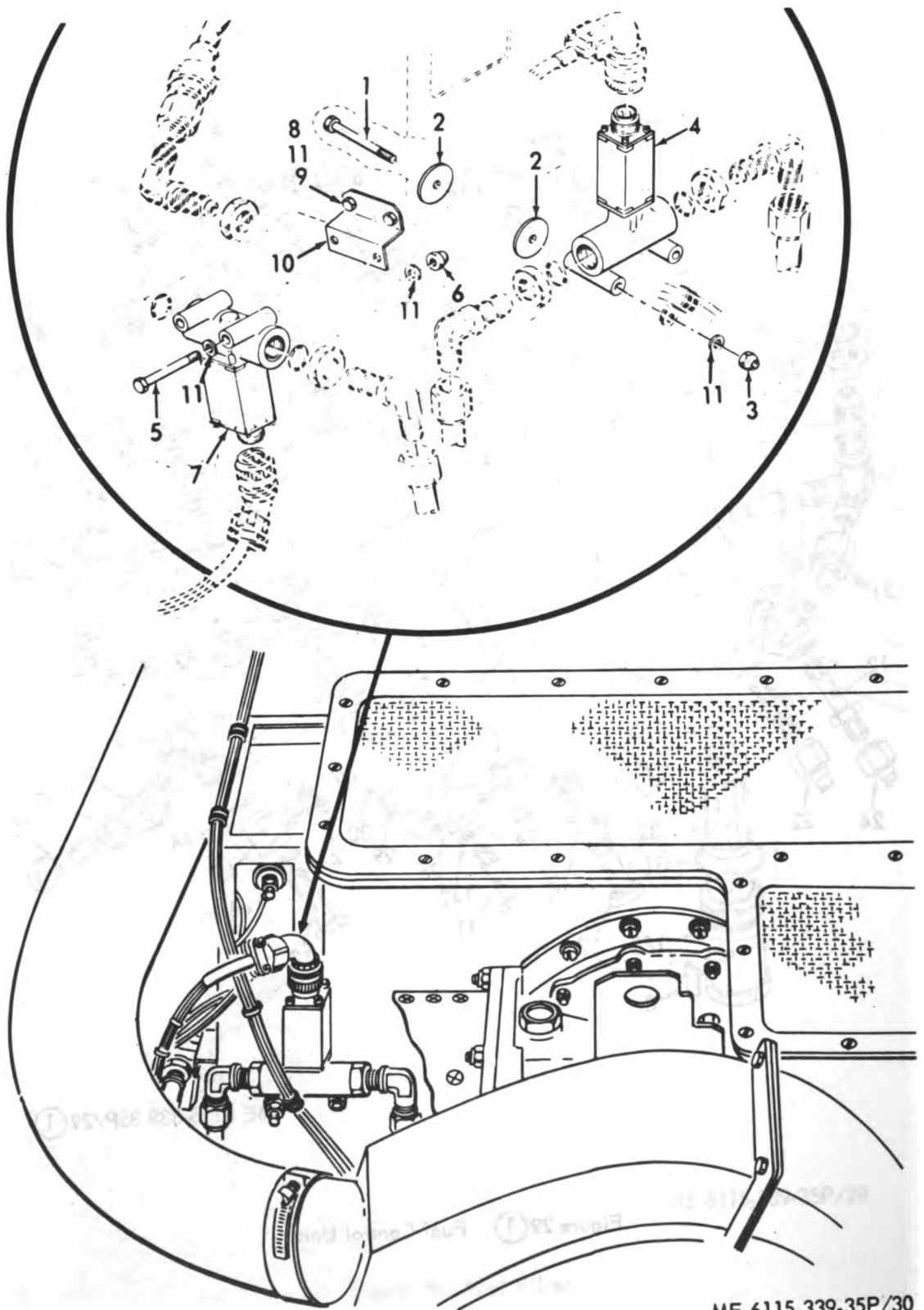
ME 6115:339-35P/28

Figure 28. Fuel Filter.



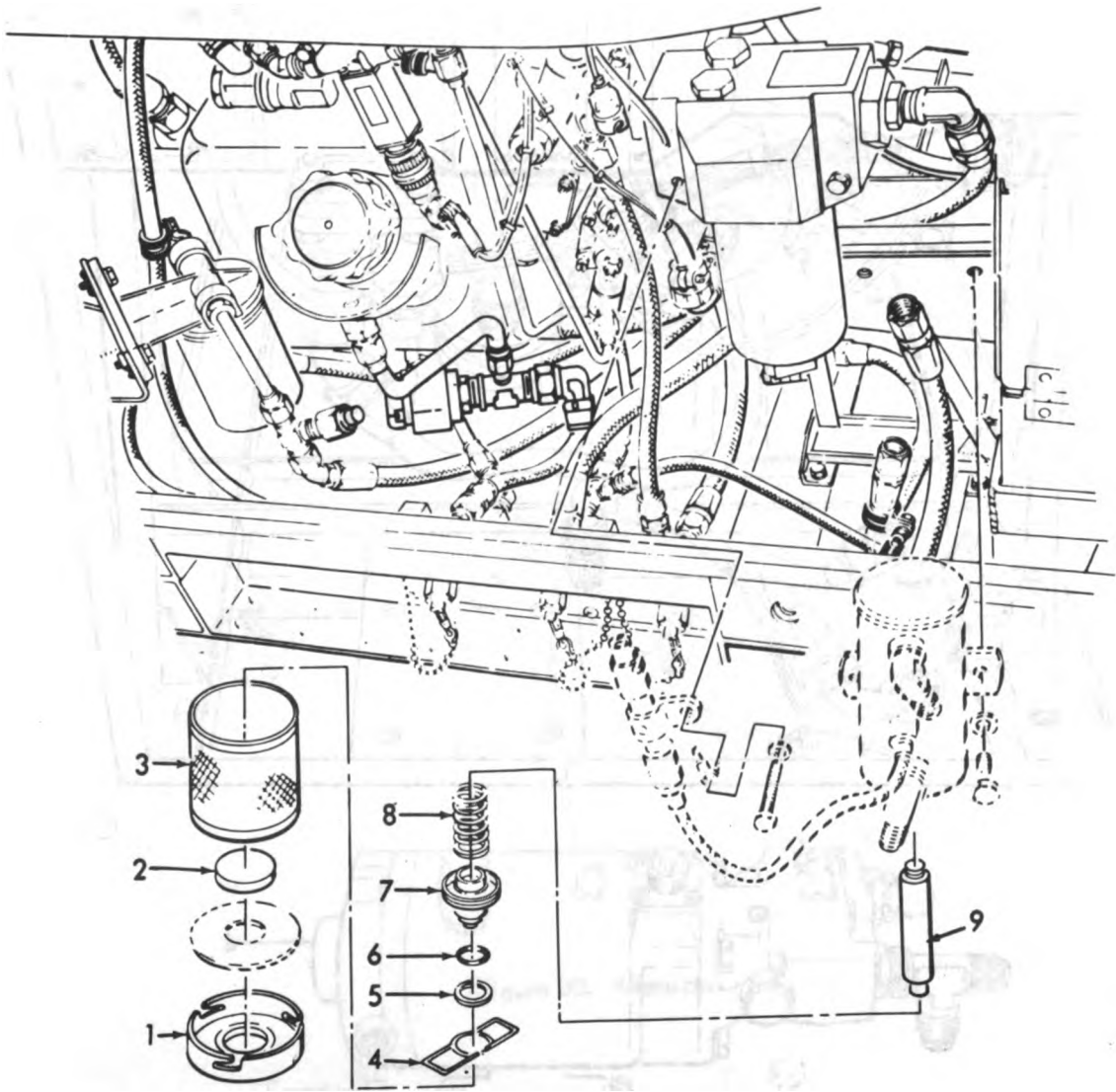
ME 6115-339 35P/29 ①

Figure 29 ①. Fuel Control Unit.



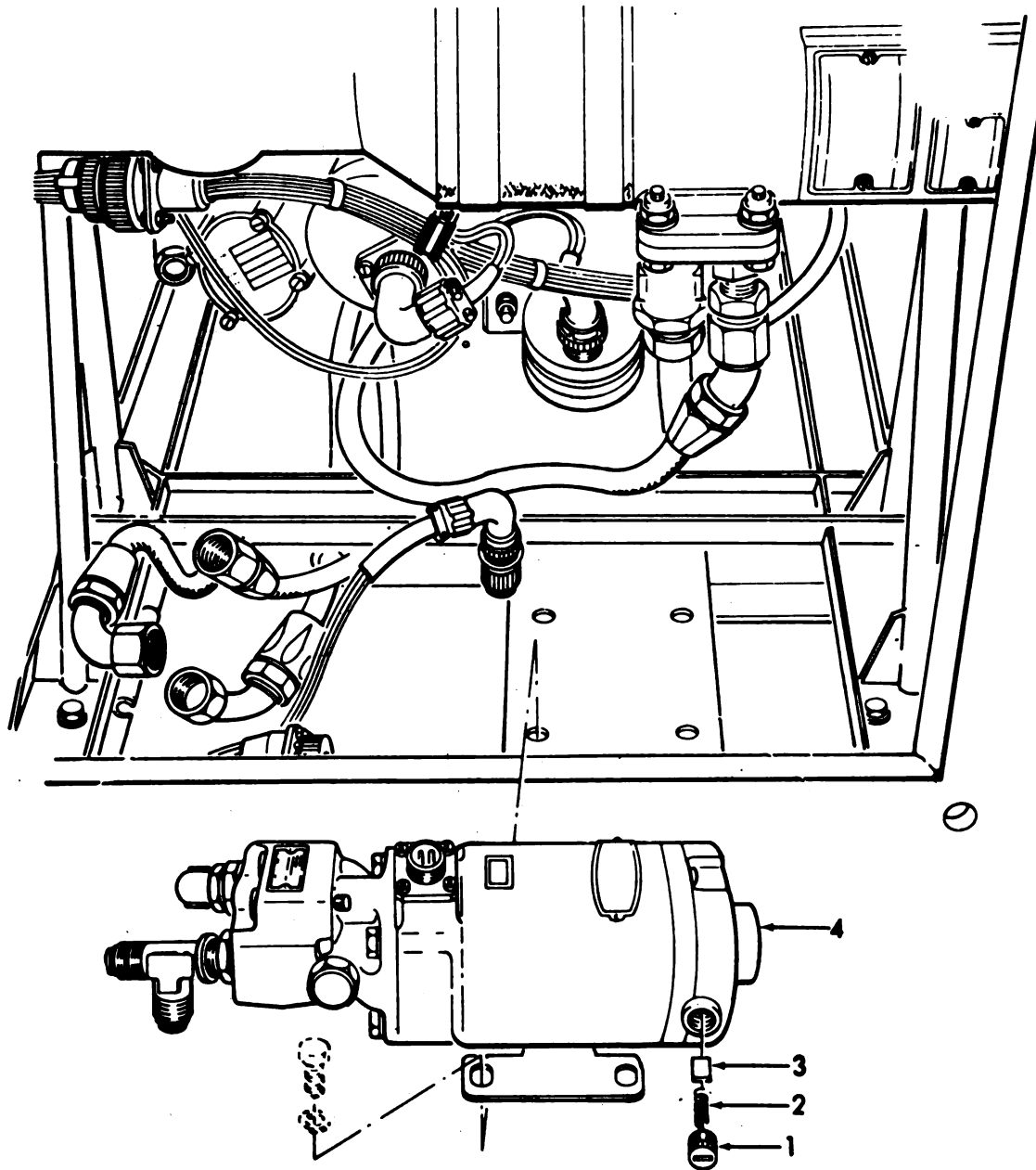
ME 6115-339-35P/30

Figure 30. Solenoid Valves.



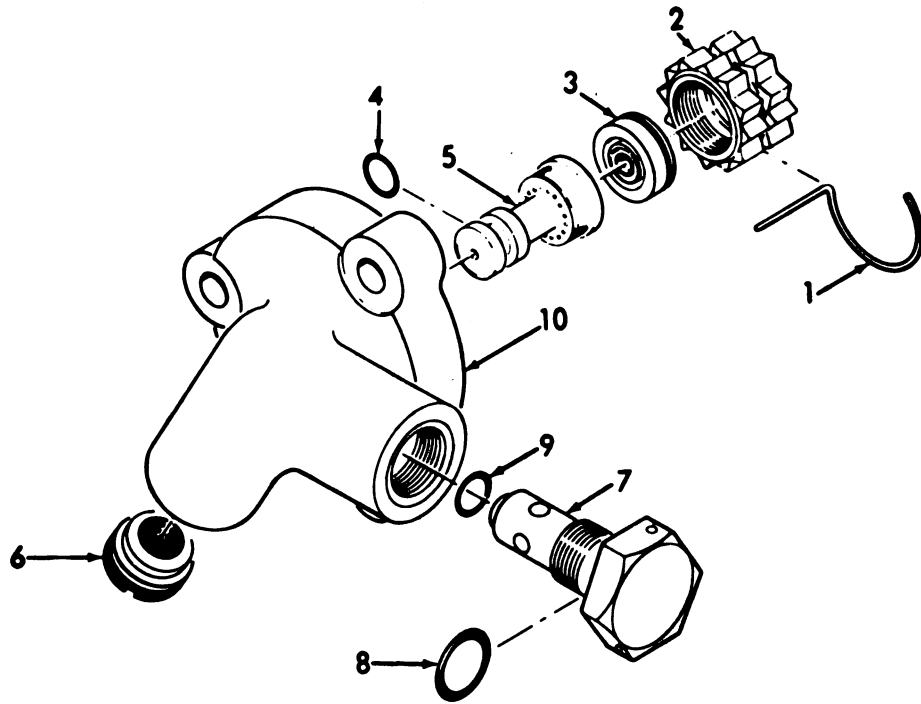
ME 6115-339-35P/31

Figure 31. Heater Fuel Pump.



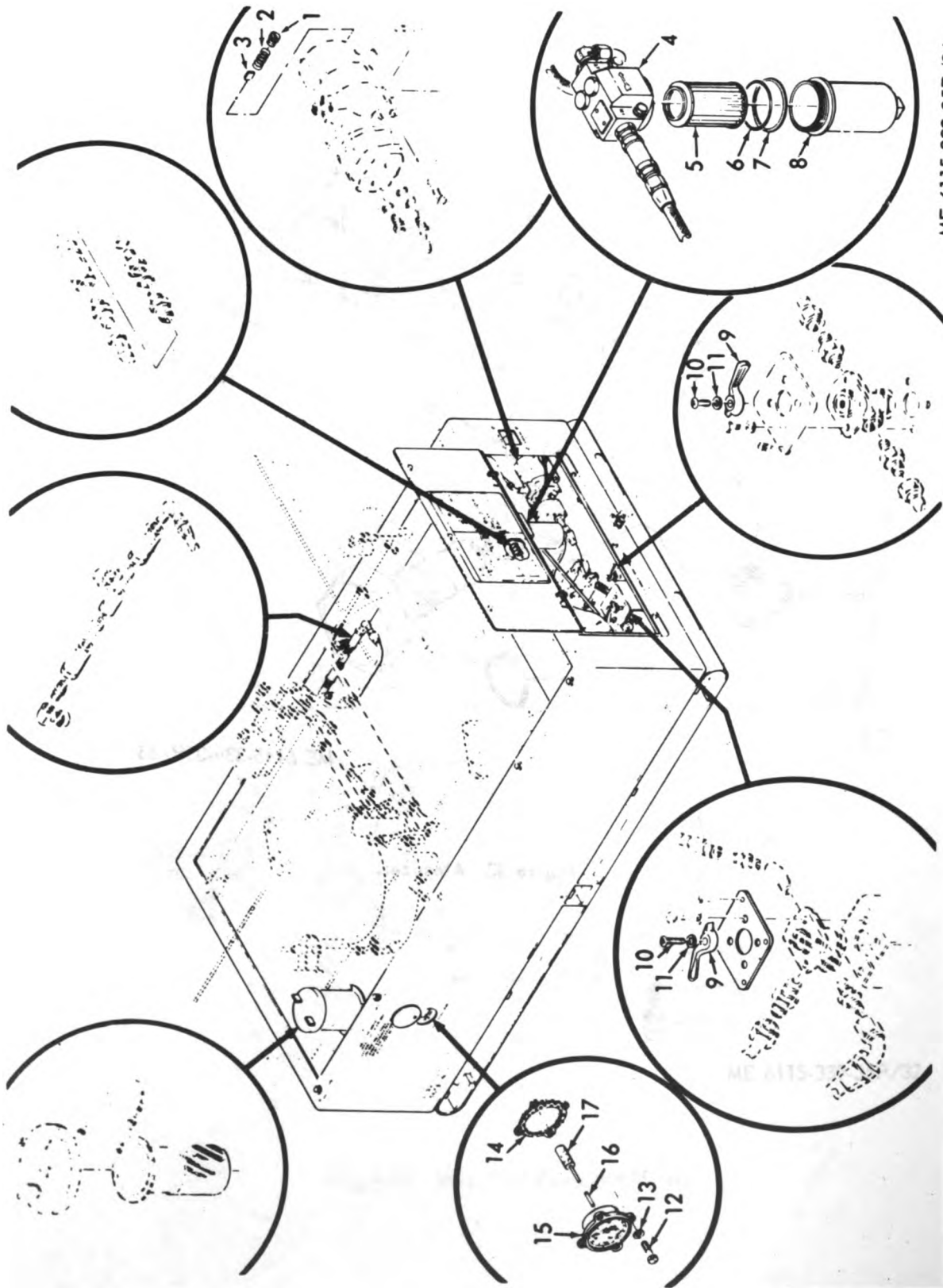
ME 6115-339-35P/32

Figure 32. Main Fuel Pump and Motor.



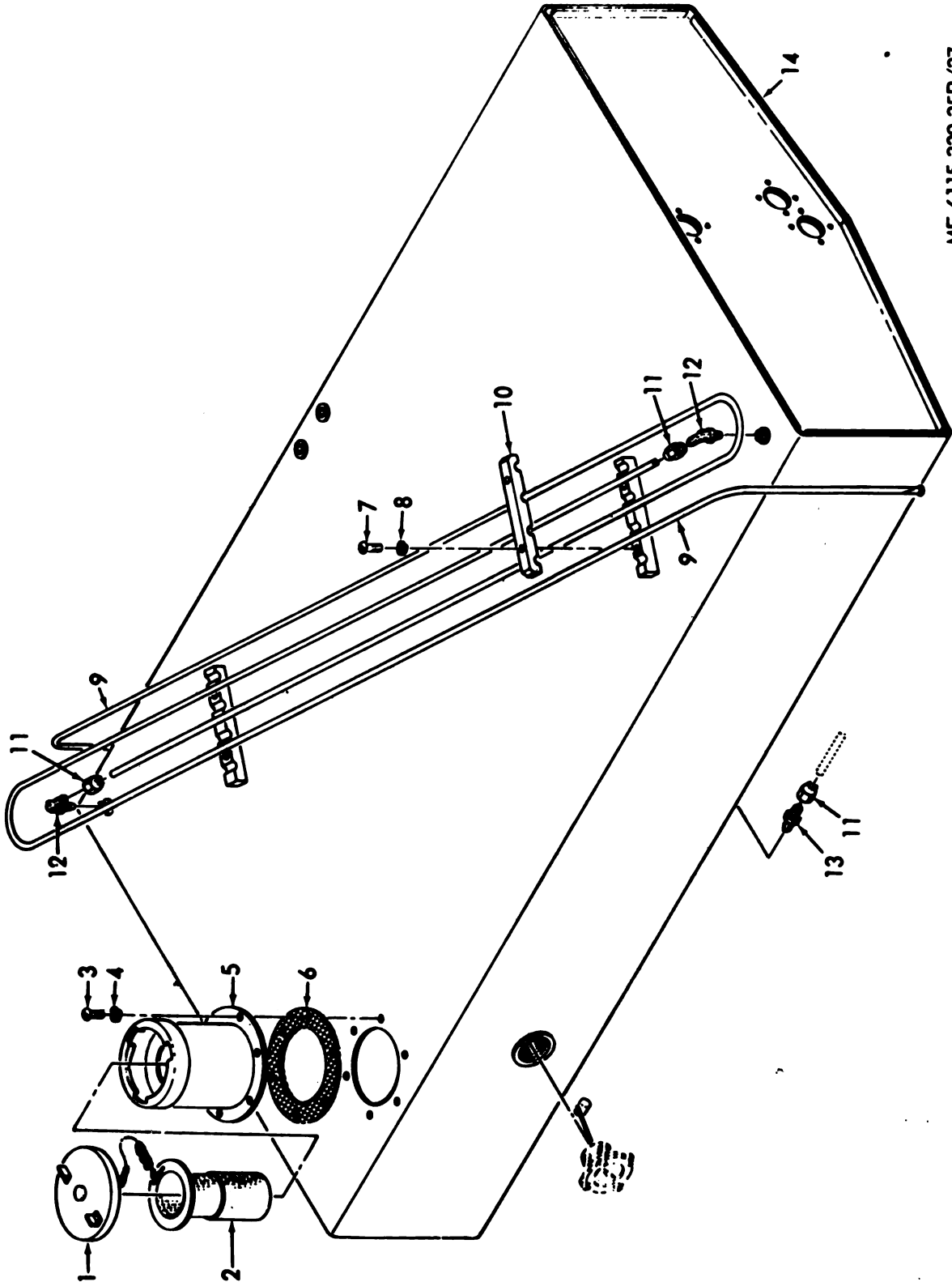
ME 6115-339-35P/33

Figure 33. Atomizer.



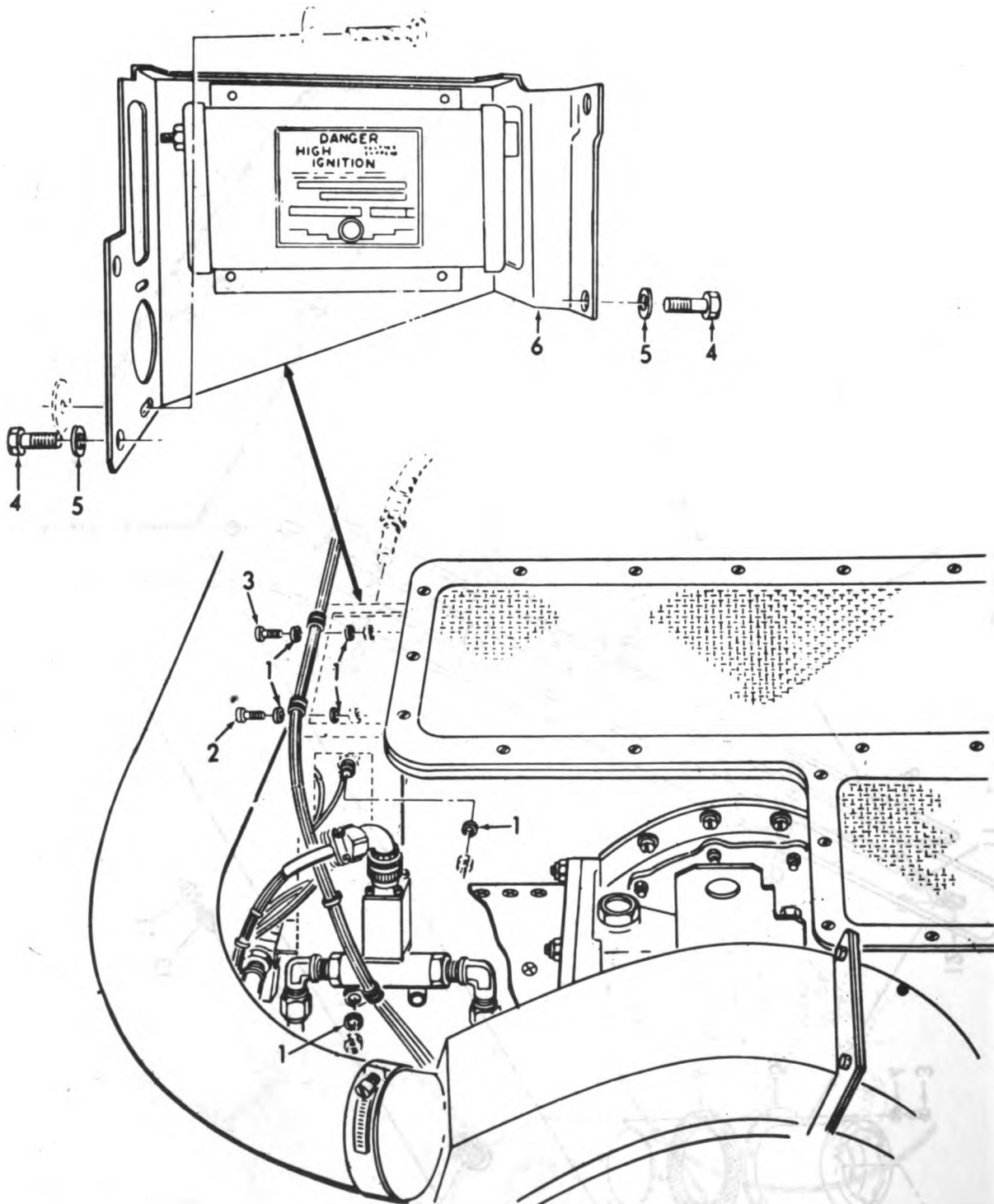
ME 6115-339-35P/36

Figure 36. Steel Tank.



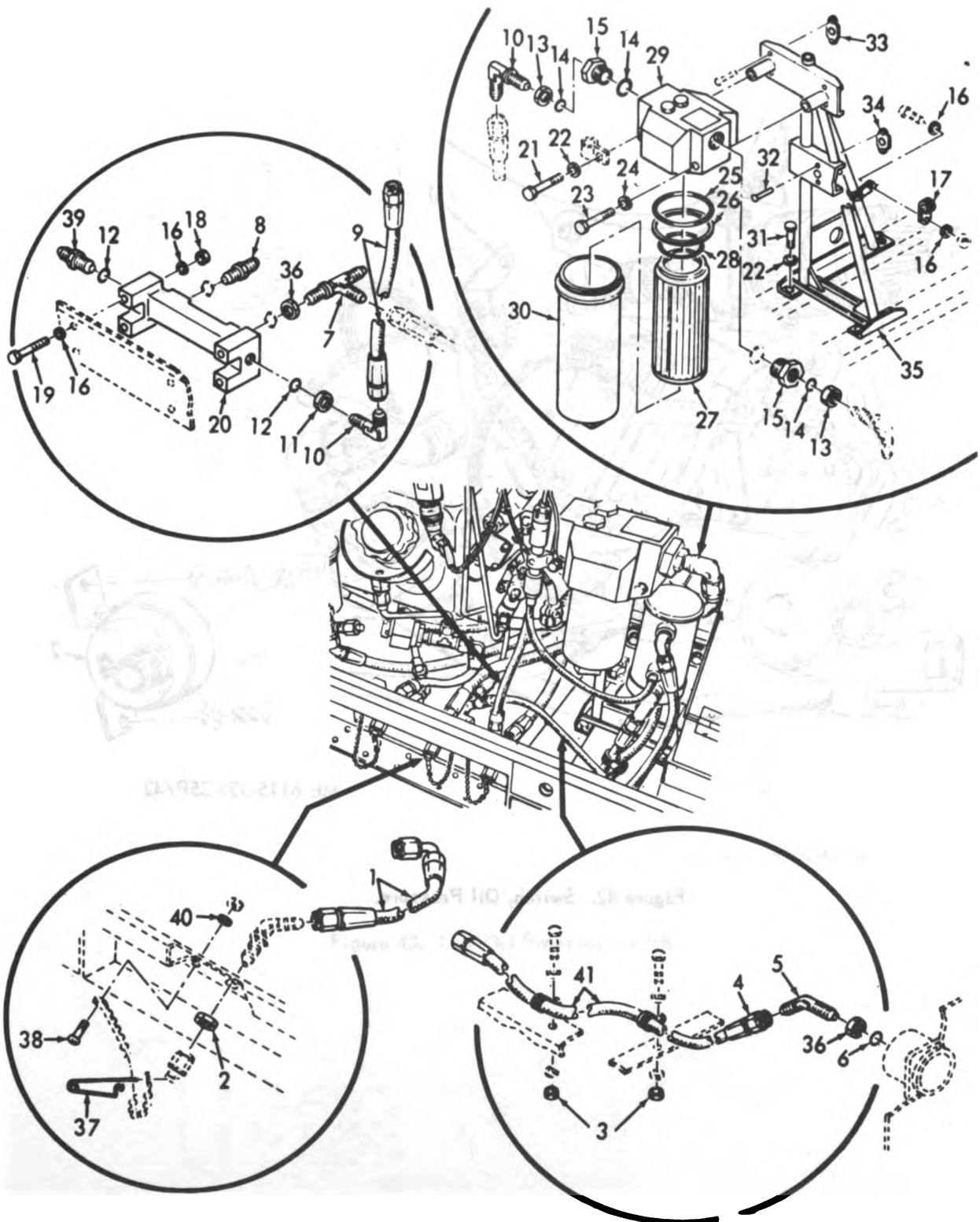
ME 6115-339-35P/37

Figure 37. Fuel Tank.



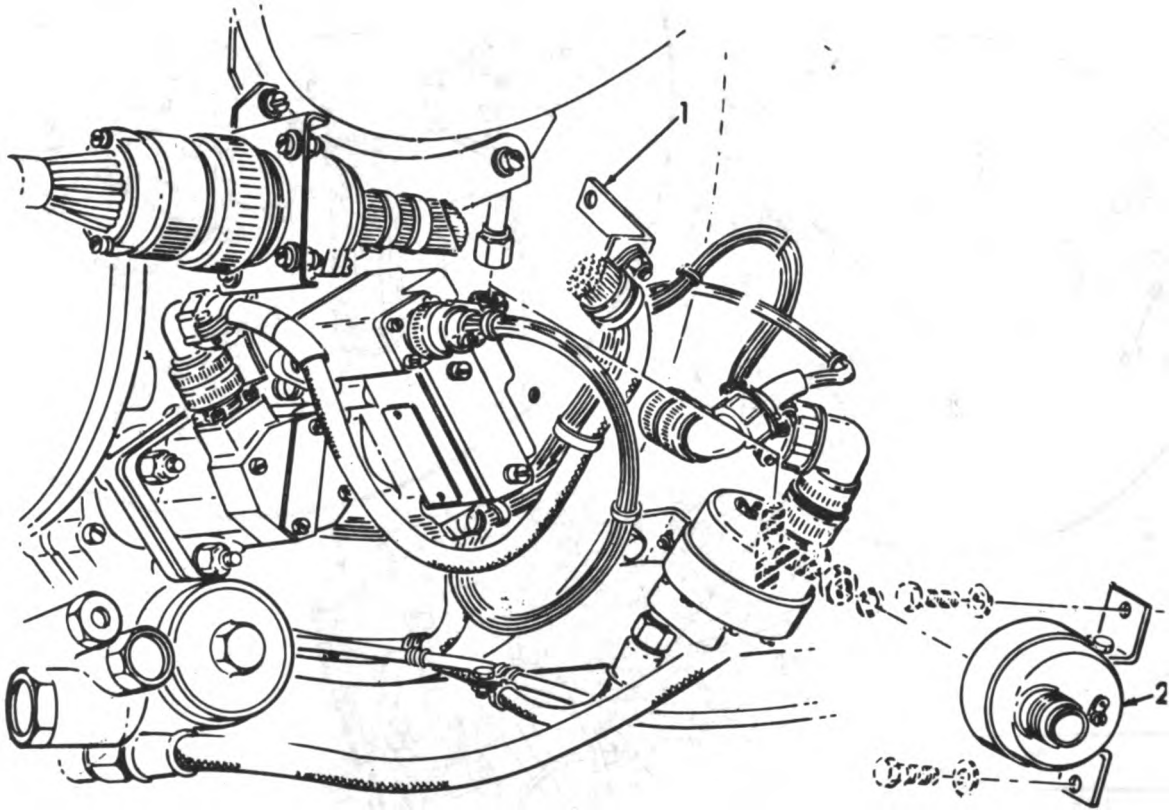
ME 6115-339-35P/40

Figure 40: Ignition Unit.



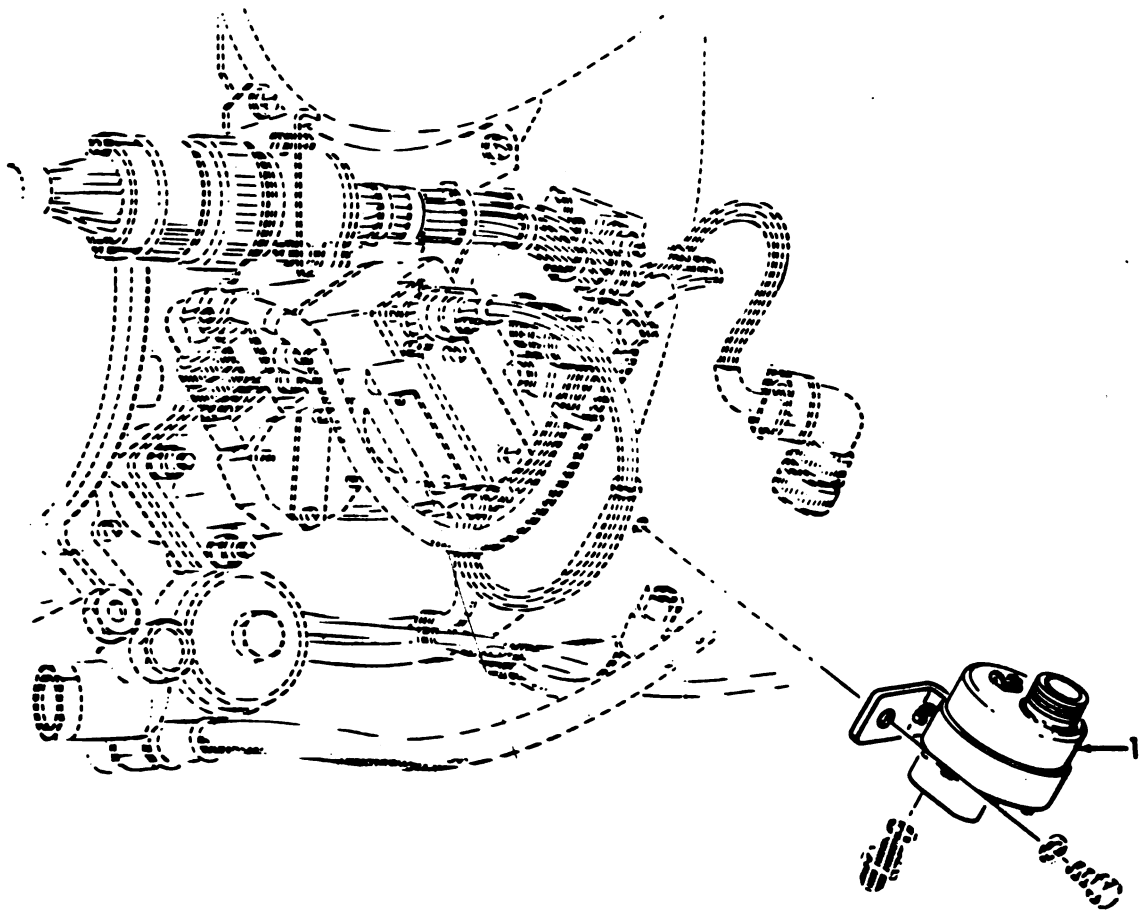
ME 6115-339-35P/41

Figure 41. Engine Lubricant Filter System.



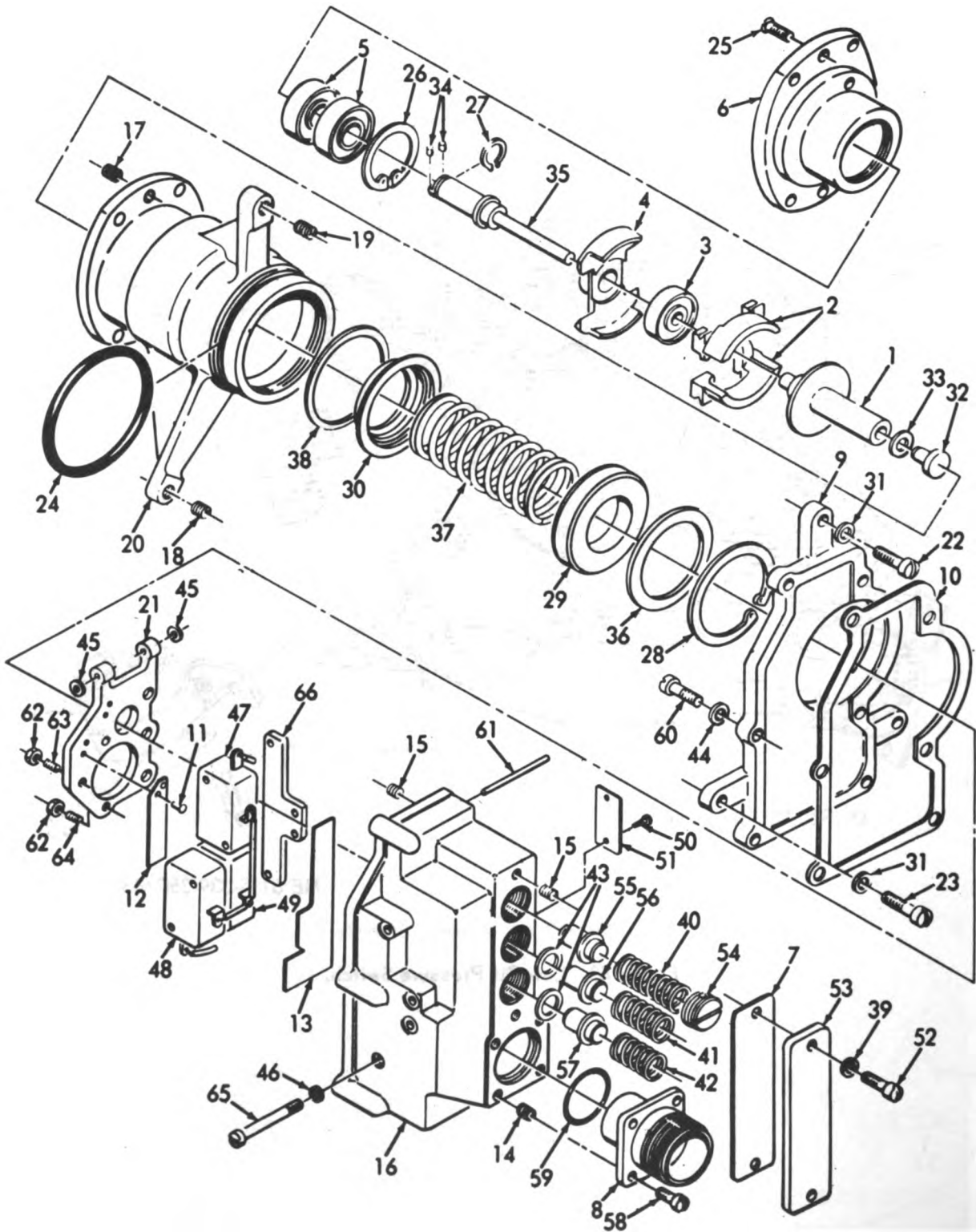
ME 6115-339-35P/42

Figure 42. Switch, Oil Pressure.



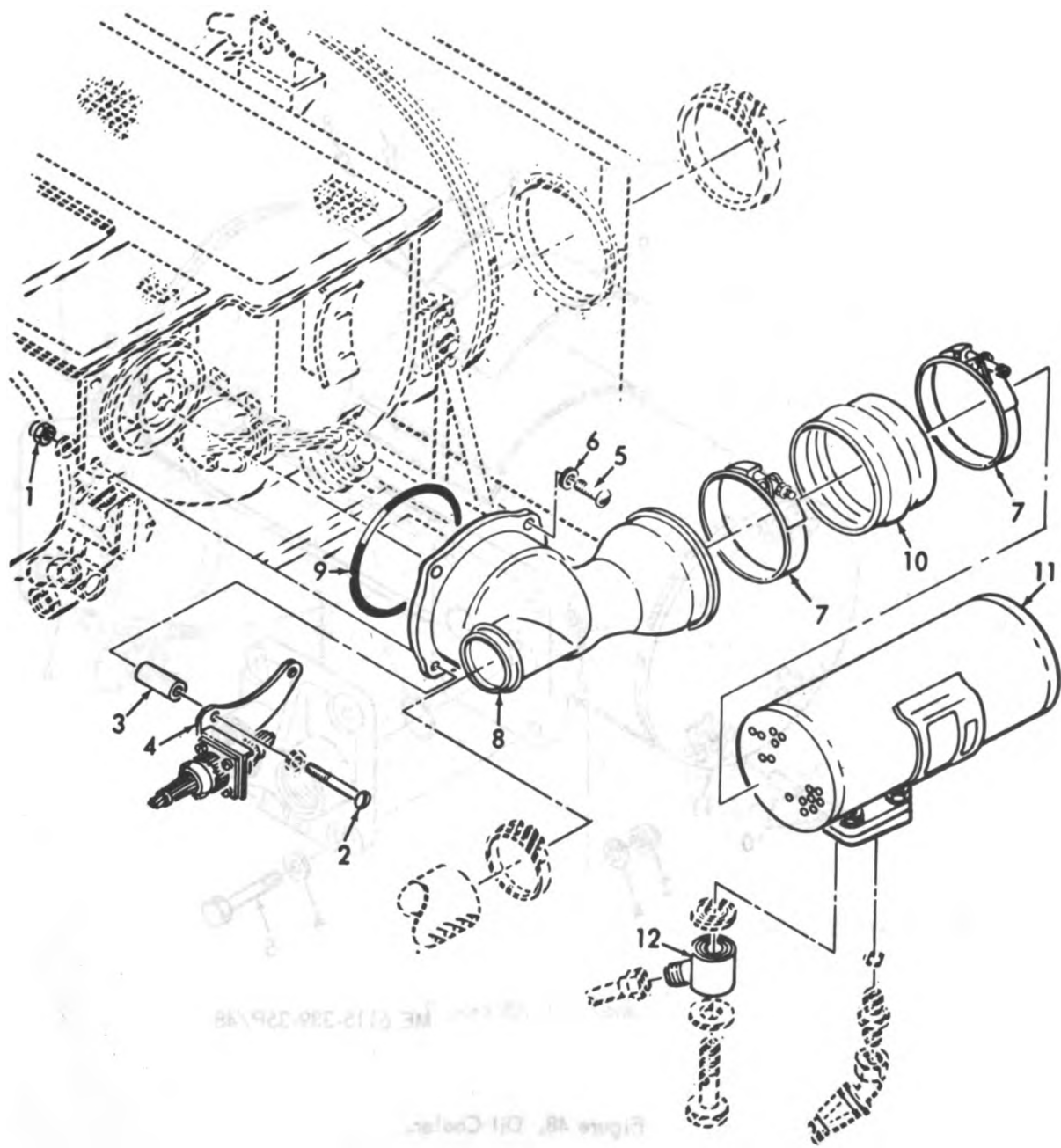
ME 6115-339-35P/43

Figure 43. Low Oil Pressure Switch.



ME 6115-339-35P/46.

Figure 46. Centrifugal Switch Components.

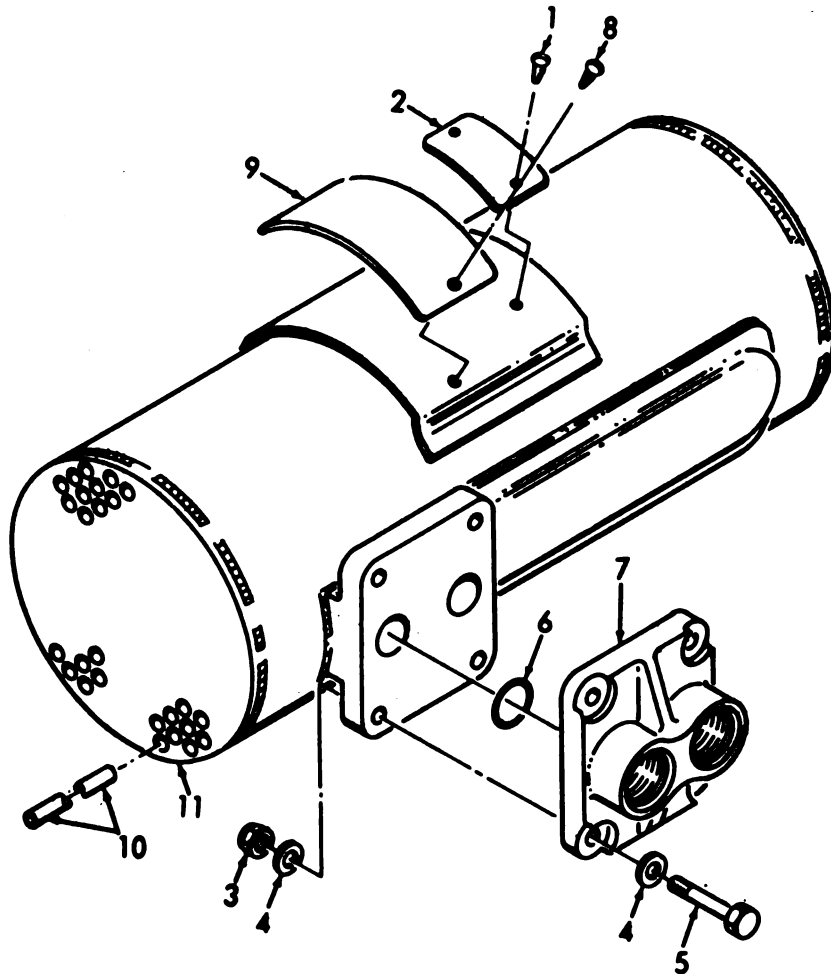


ME 6115-339-35P/47

Figure 47. Oil Cooler.

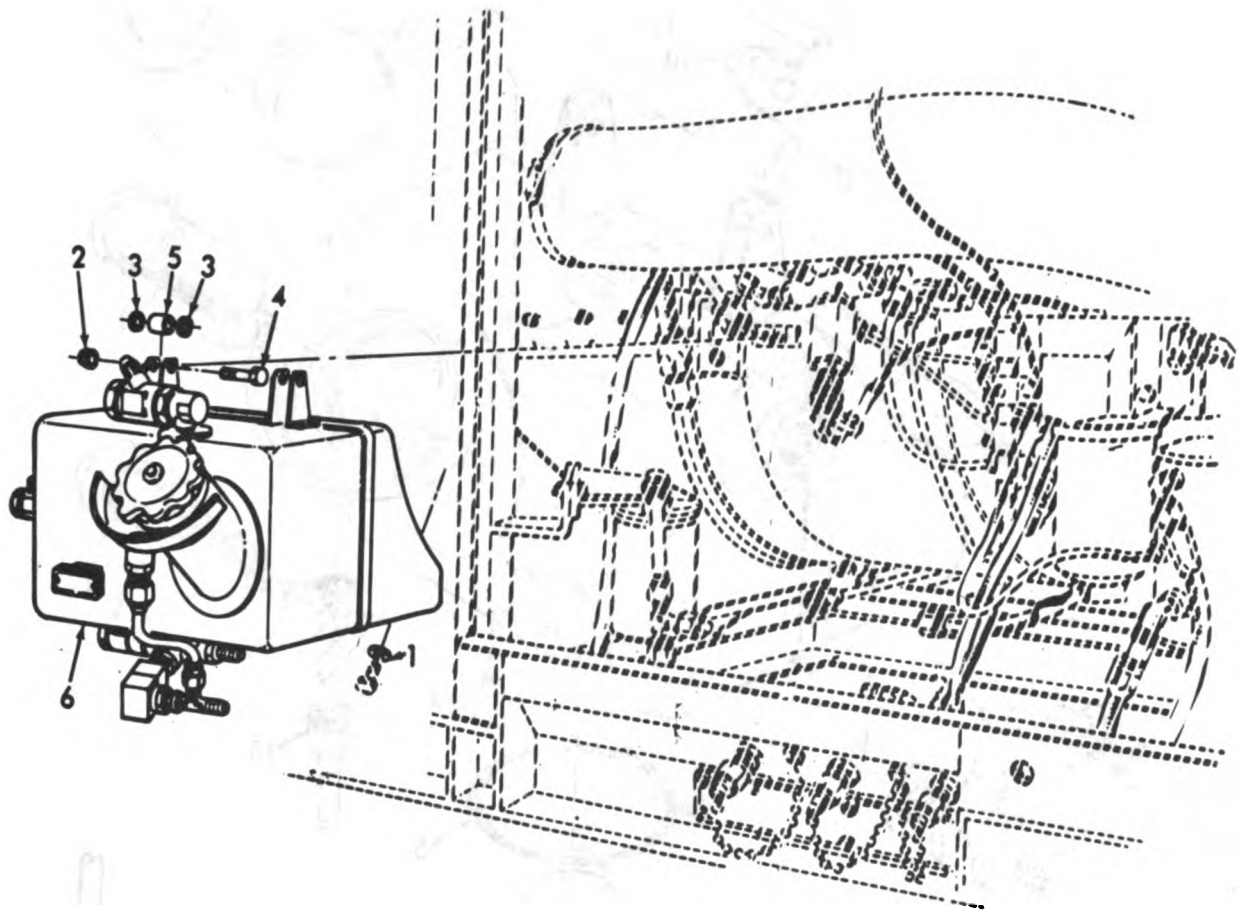
ME 6115-339-35P/47

Figure 47. Oil Cooler.



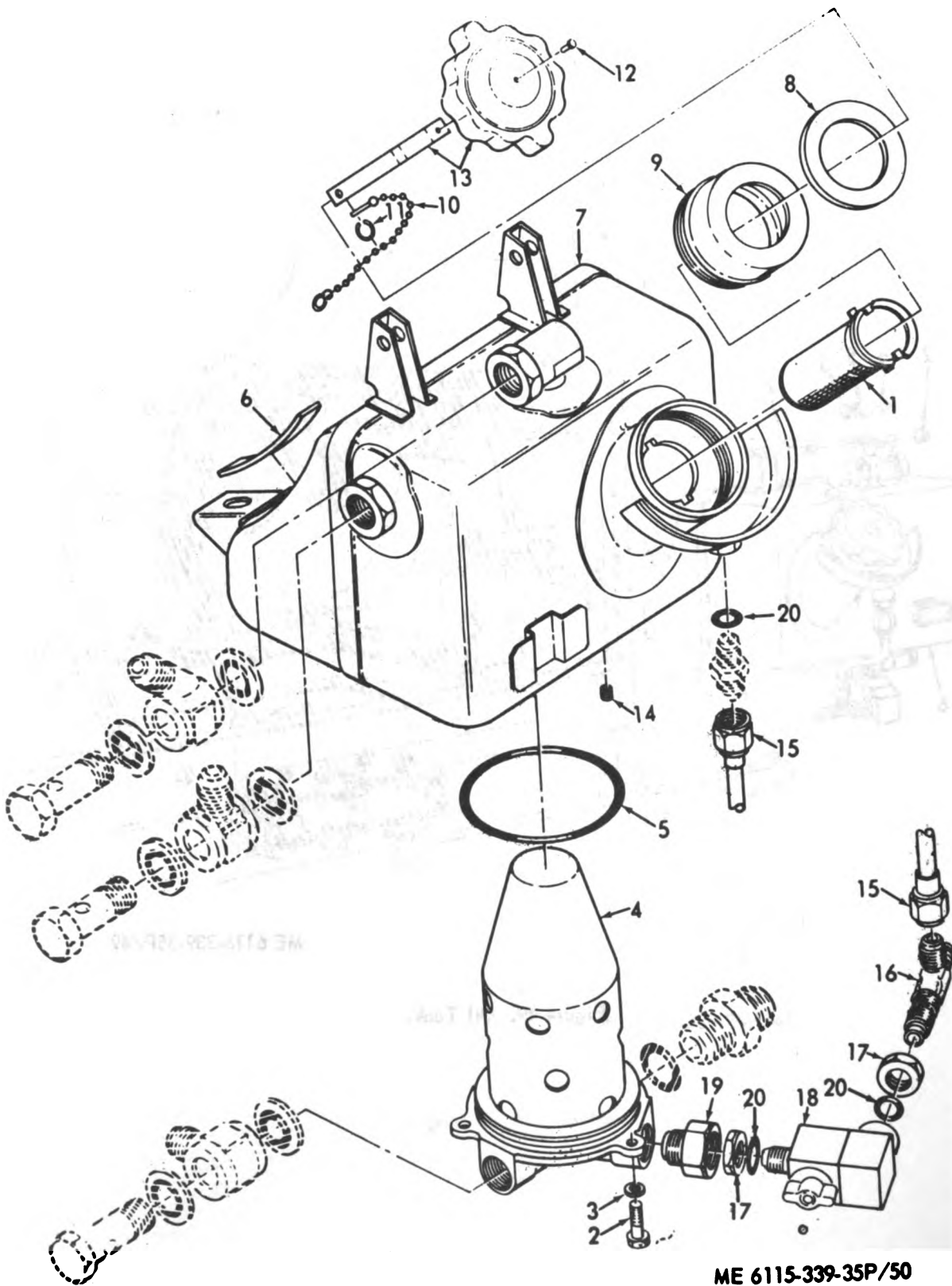
ME 6115-339-35P/48

Figure 48. Oil Cooler.



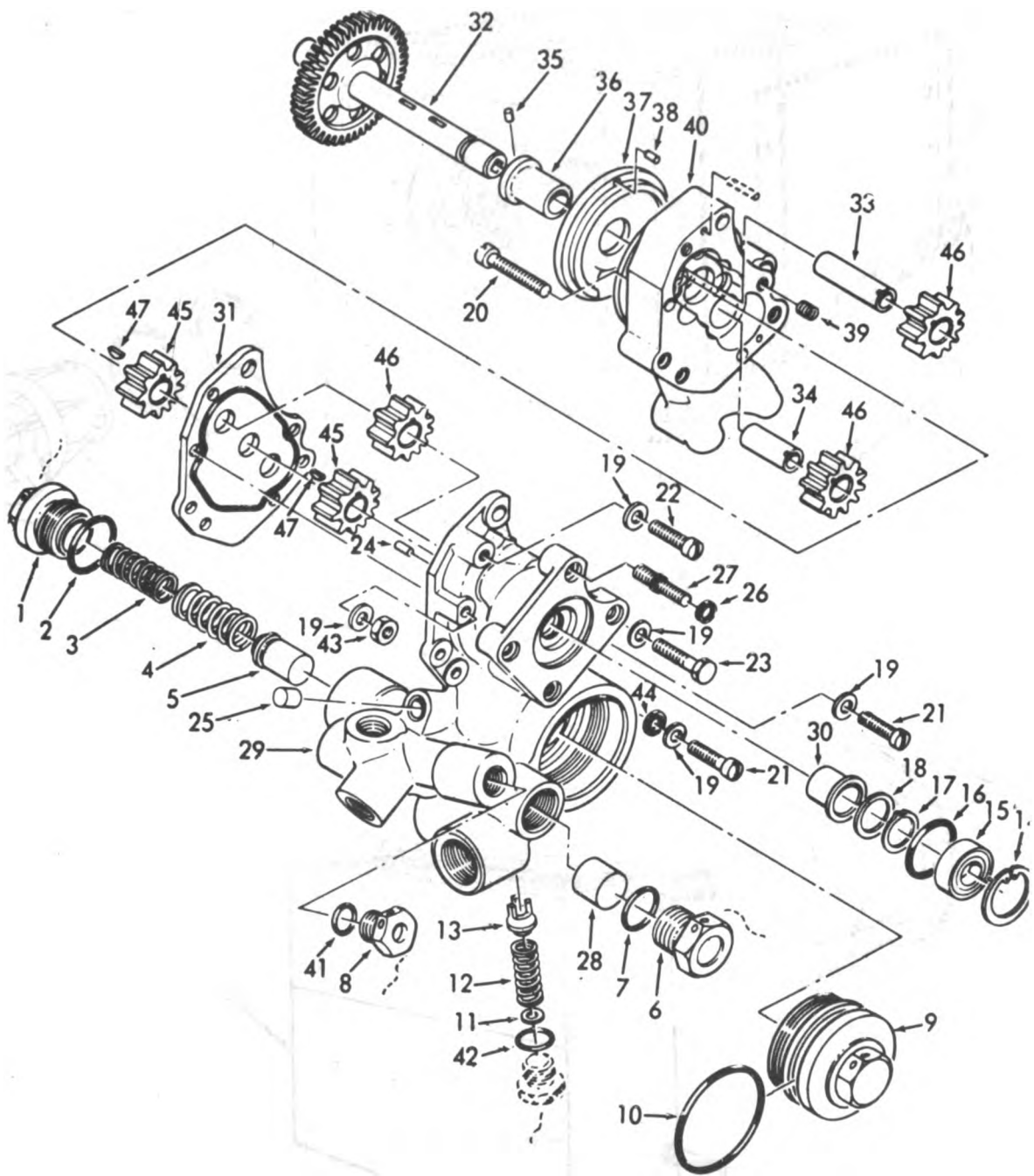
ME 6115-339-35P/49

Figure 49. Oil Tank.



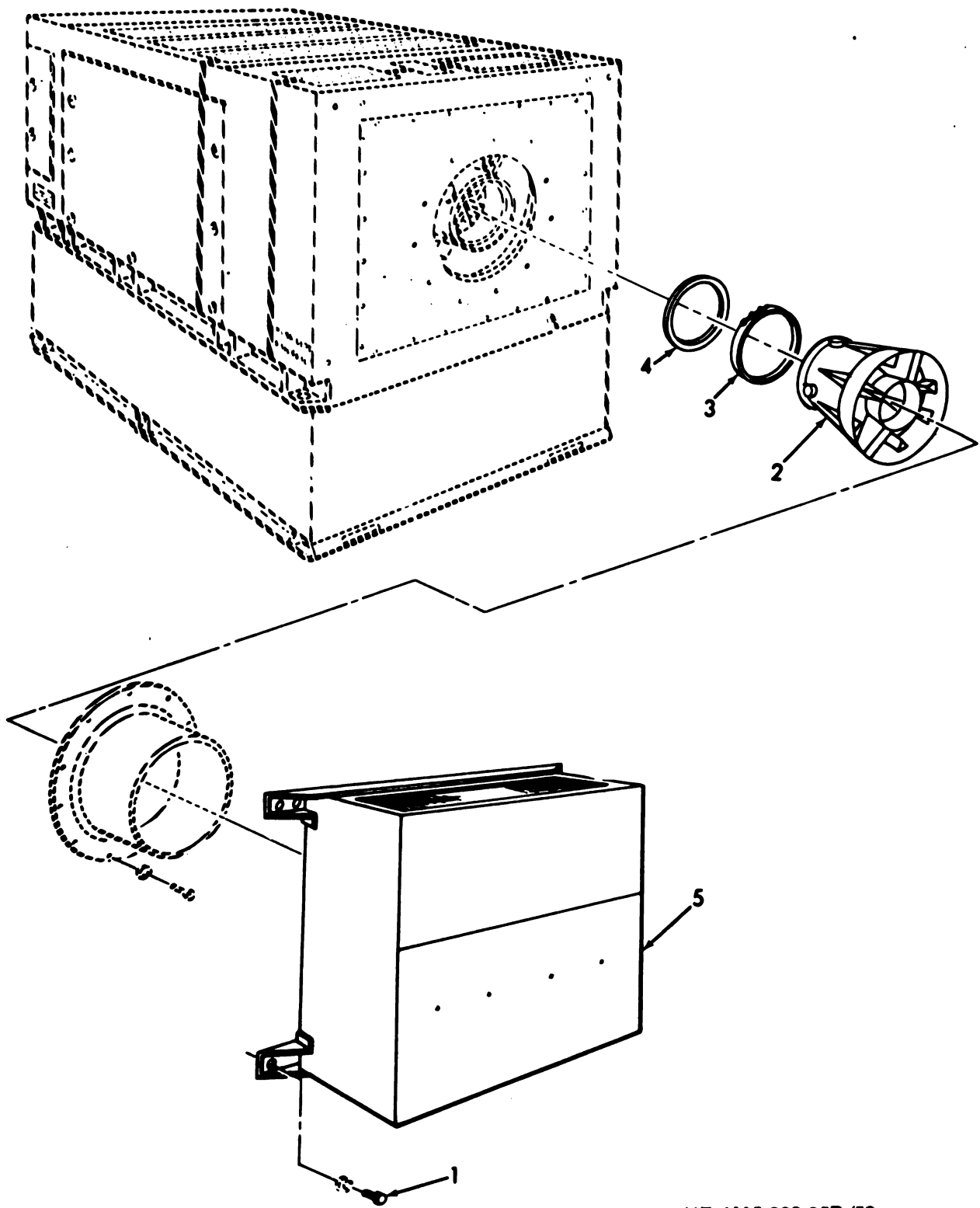
ME 6115-339-35P/50

Figure 50. Oil Tank.



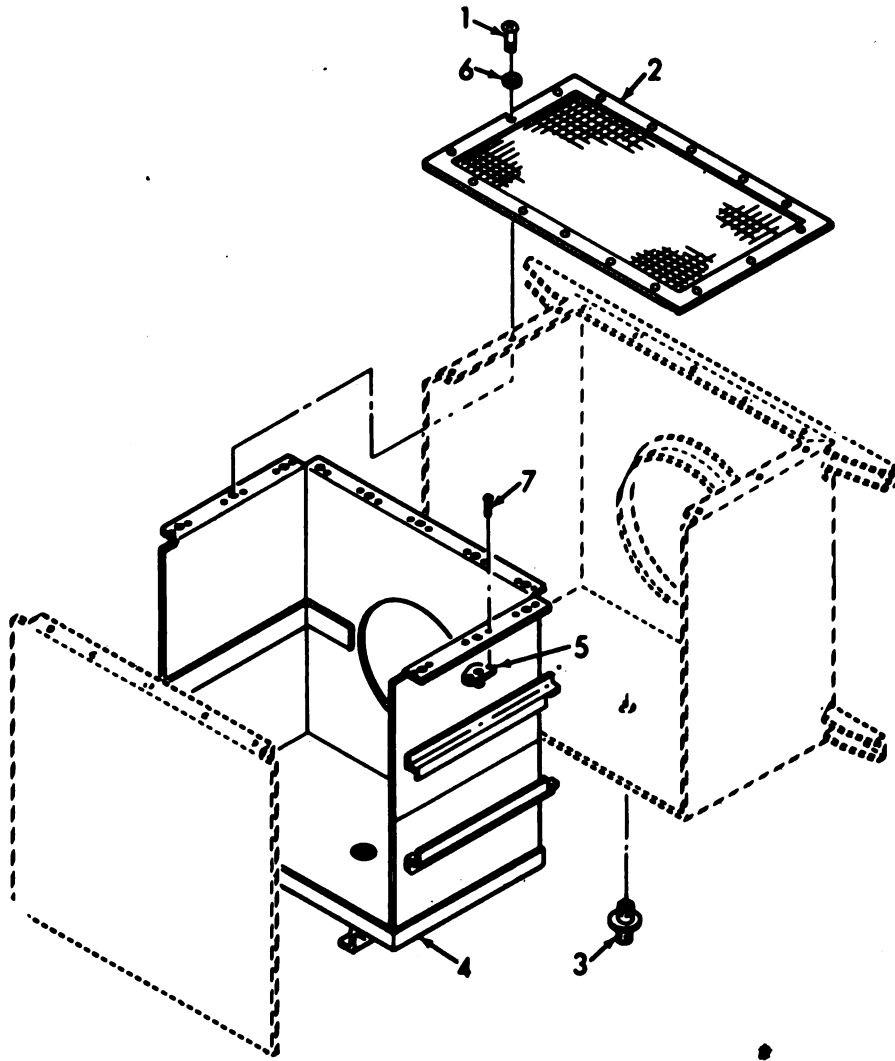
ME 6115-339-35P/52

Figure 52. Oil Pump.



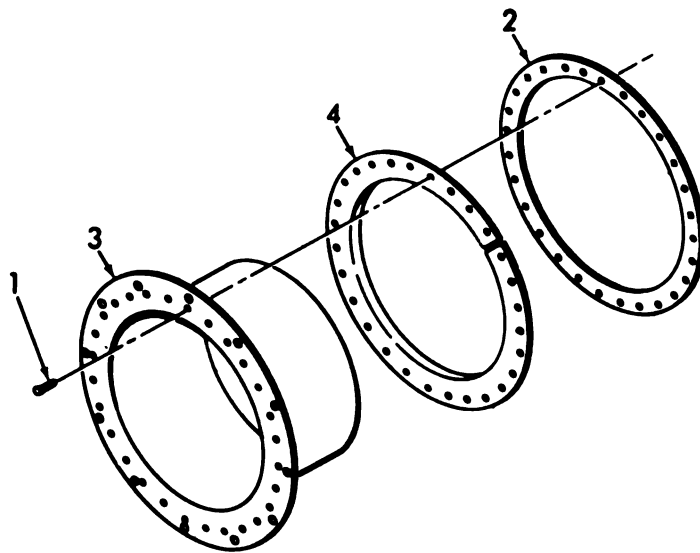
ME 6115-339-35P/53

Figure 53. Muffler Assembly, Ejector Assembly and Pipe Assembly.



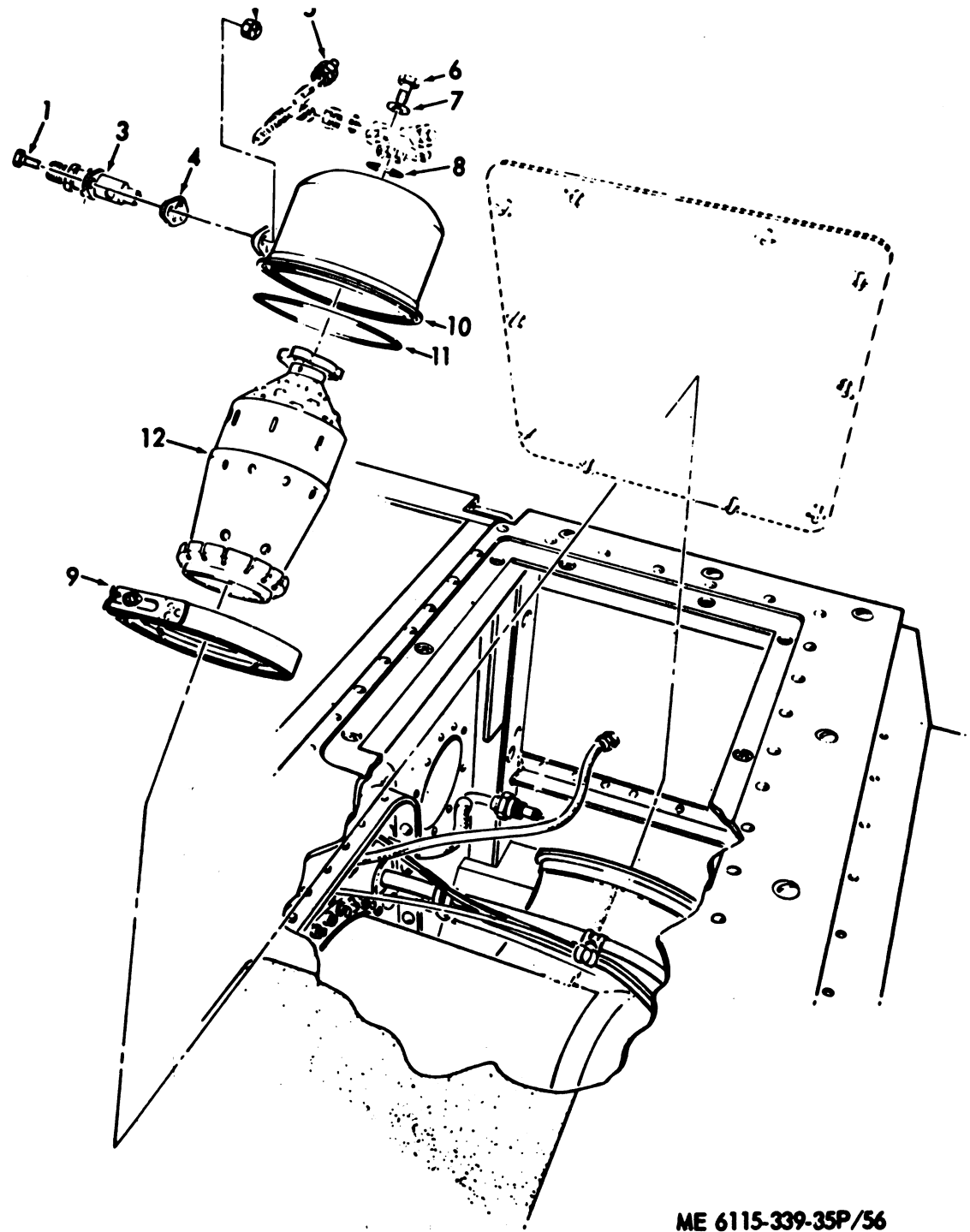
ME 6115-339-35P/54

Figure 54. Muffler.



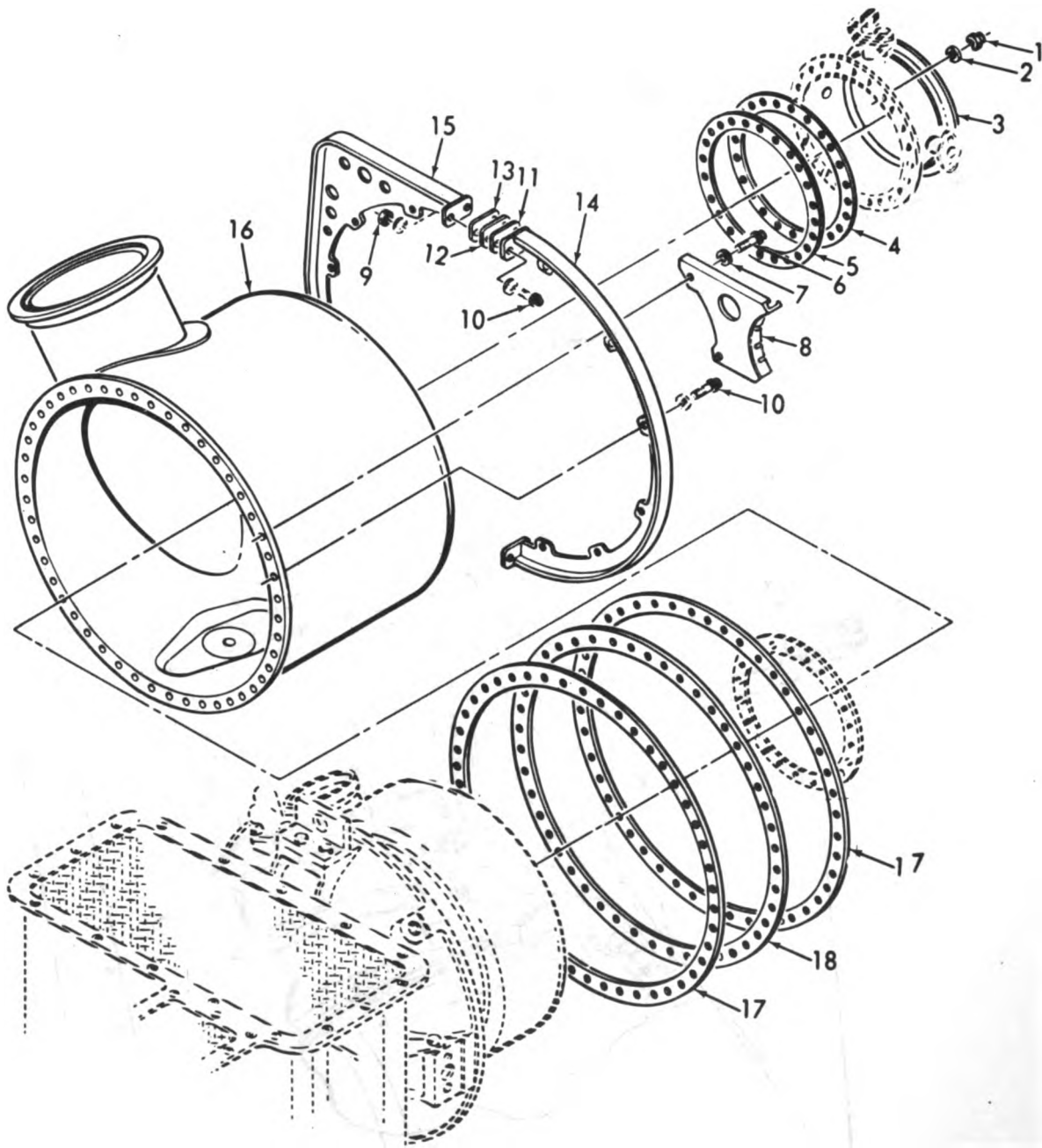
ME 6115-339-35P/55

Figure 55. Ejector.



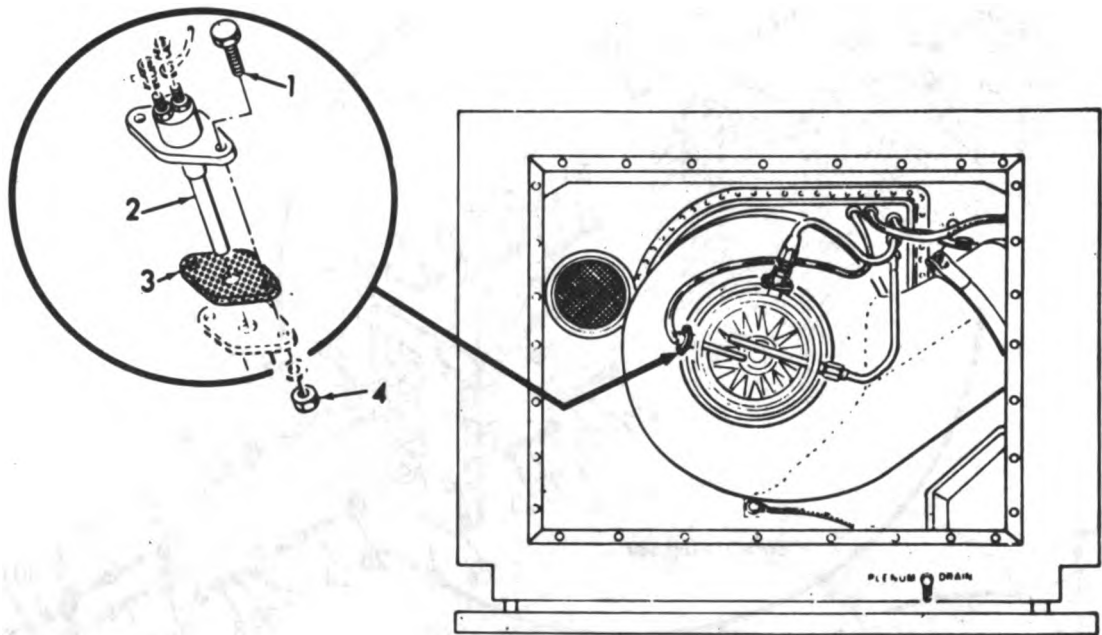
ME 6115-339-35P/56

Figure 56. Atomizer Assembly, Igniter Plug and Chamber Assembly.



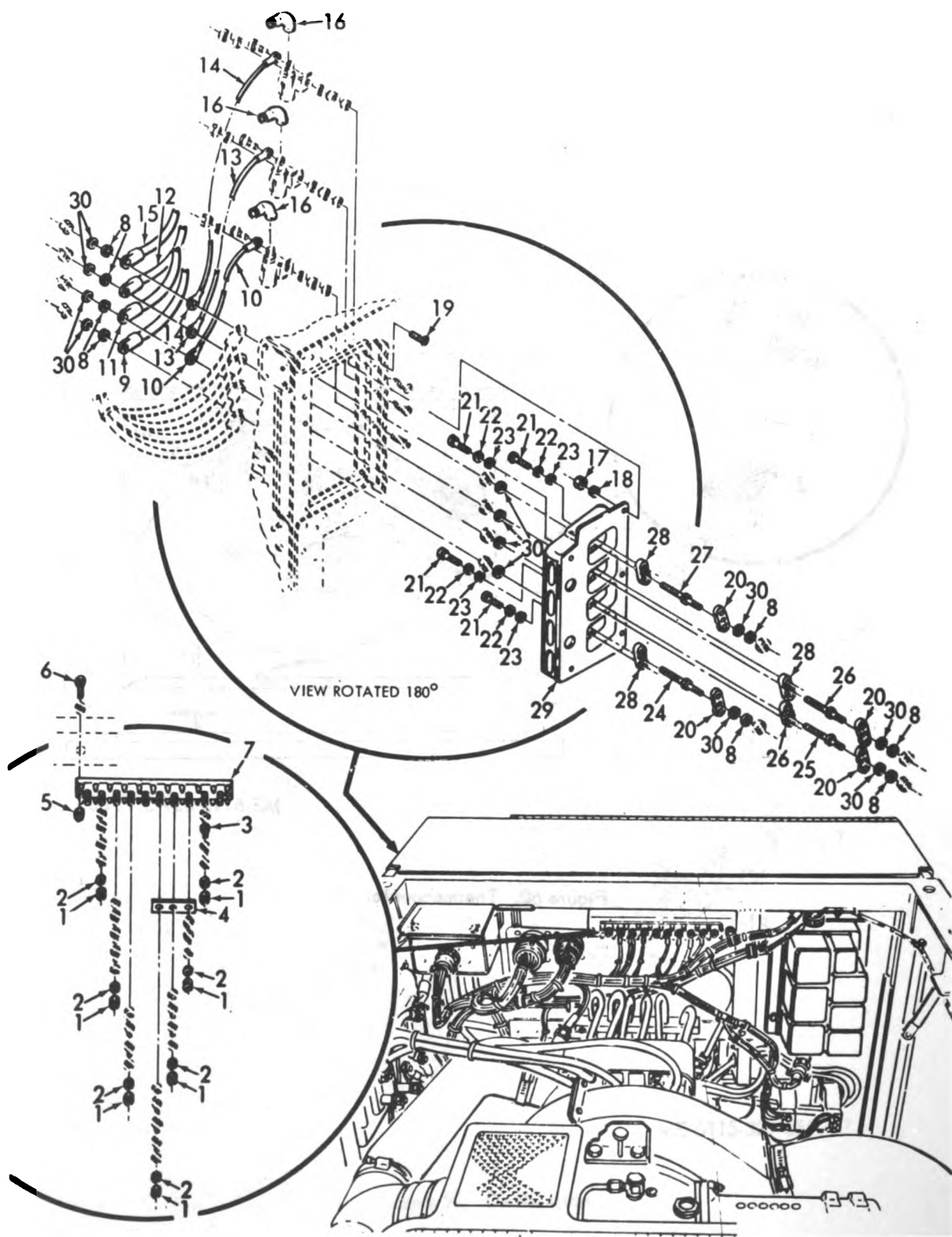
ME 6115-339-3SP/57

Figure 57. Combustion.



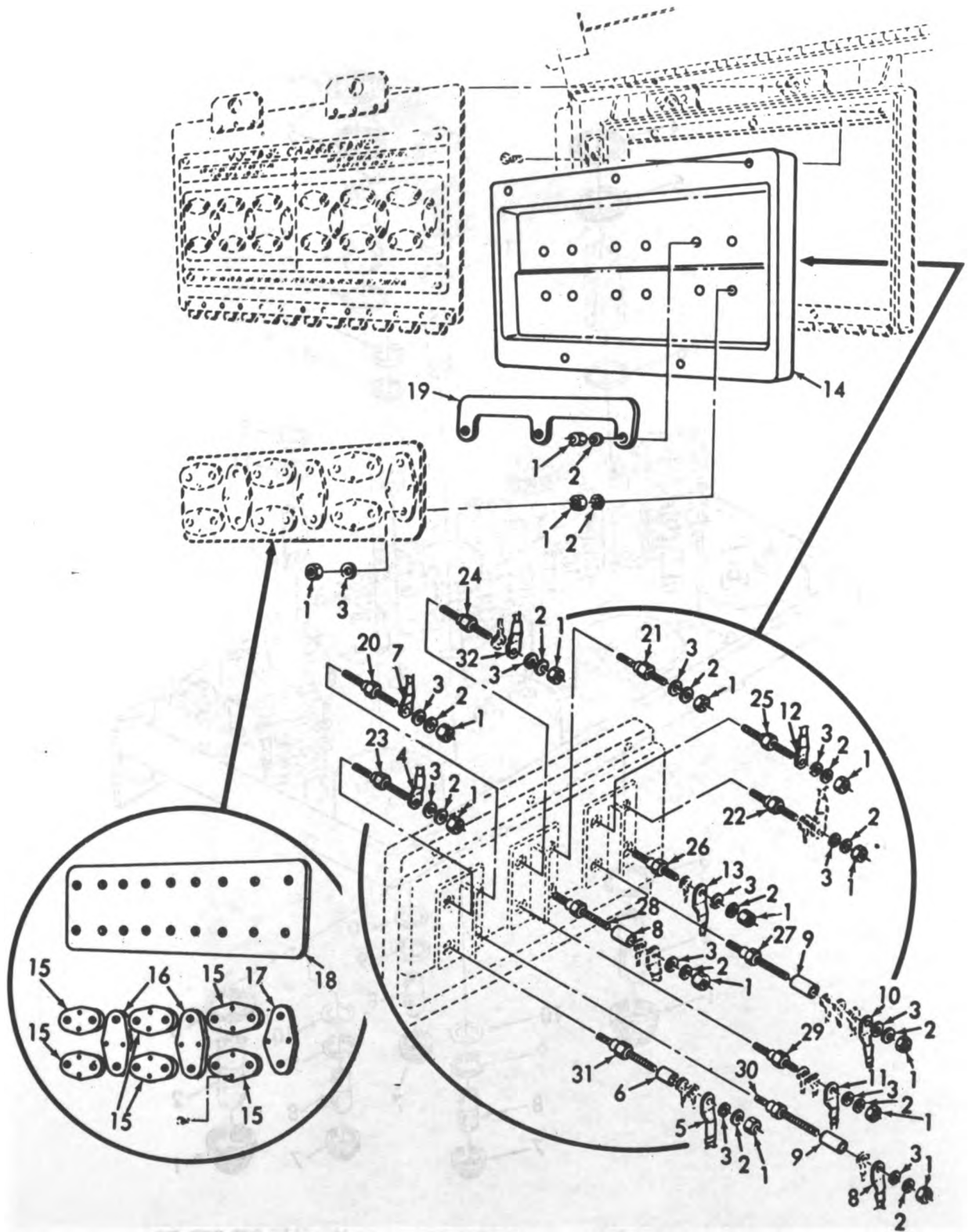
ME 6115-339-35P/60

Figure 60. Thermocouple.



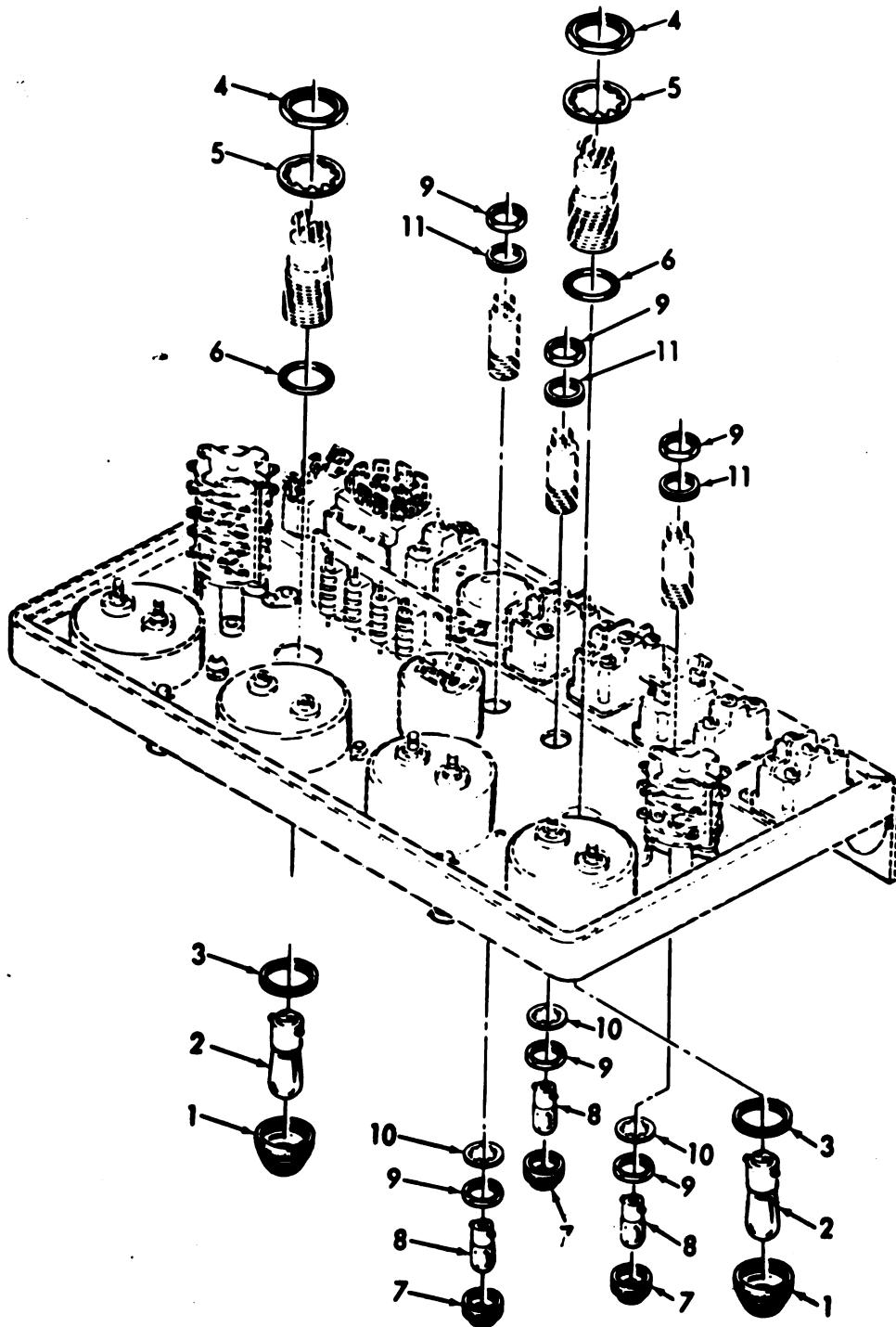
ME 6115-339-35P/69

Figure 69. AC Power Output Panel.



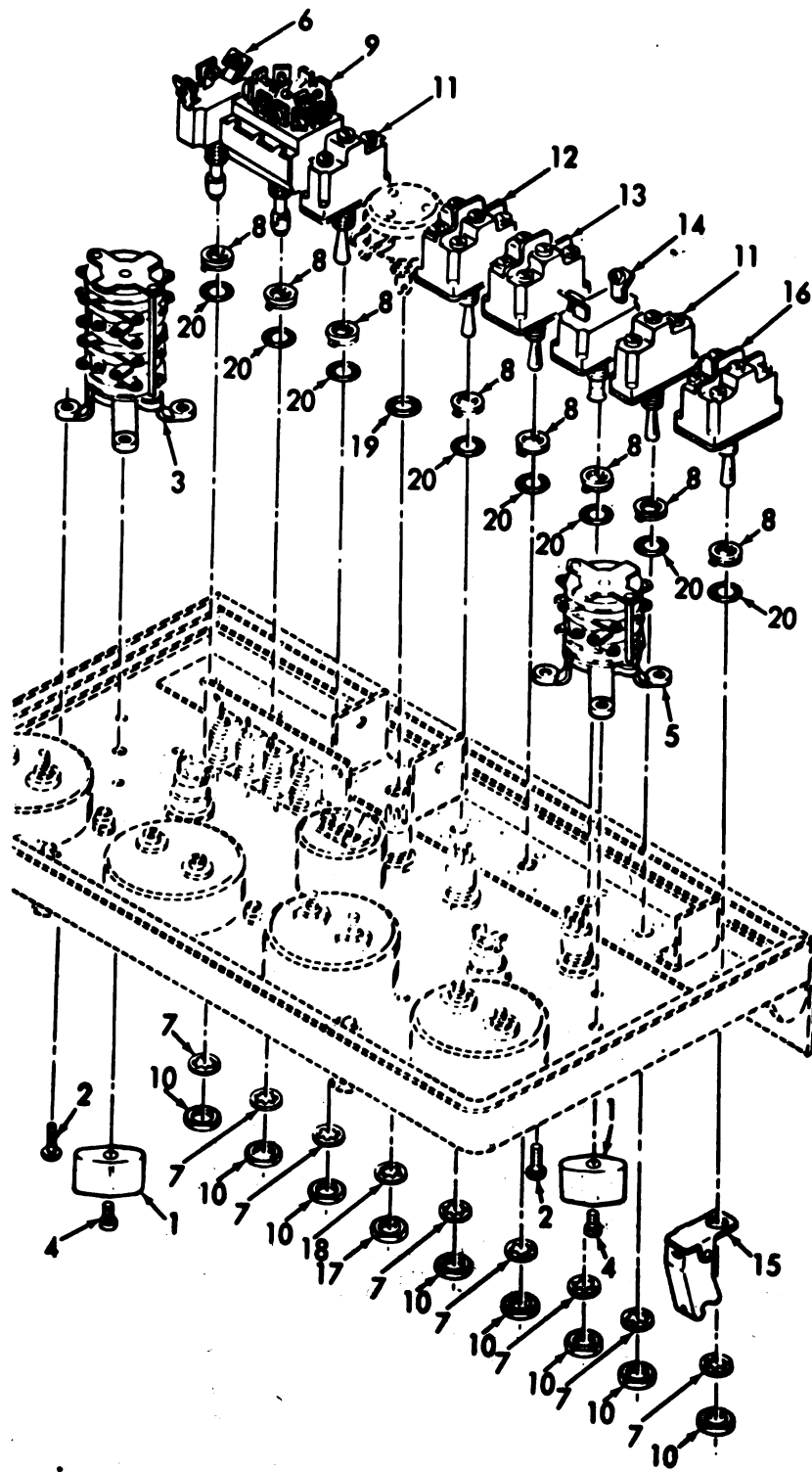
ME 6115-339-35P/70

Figure 70. Voltage Change and Distribution Panel.



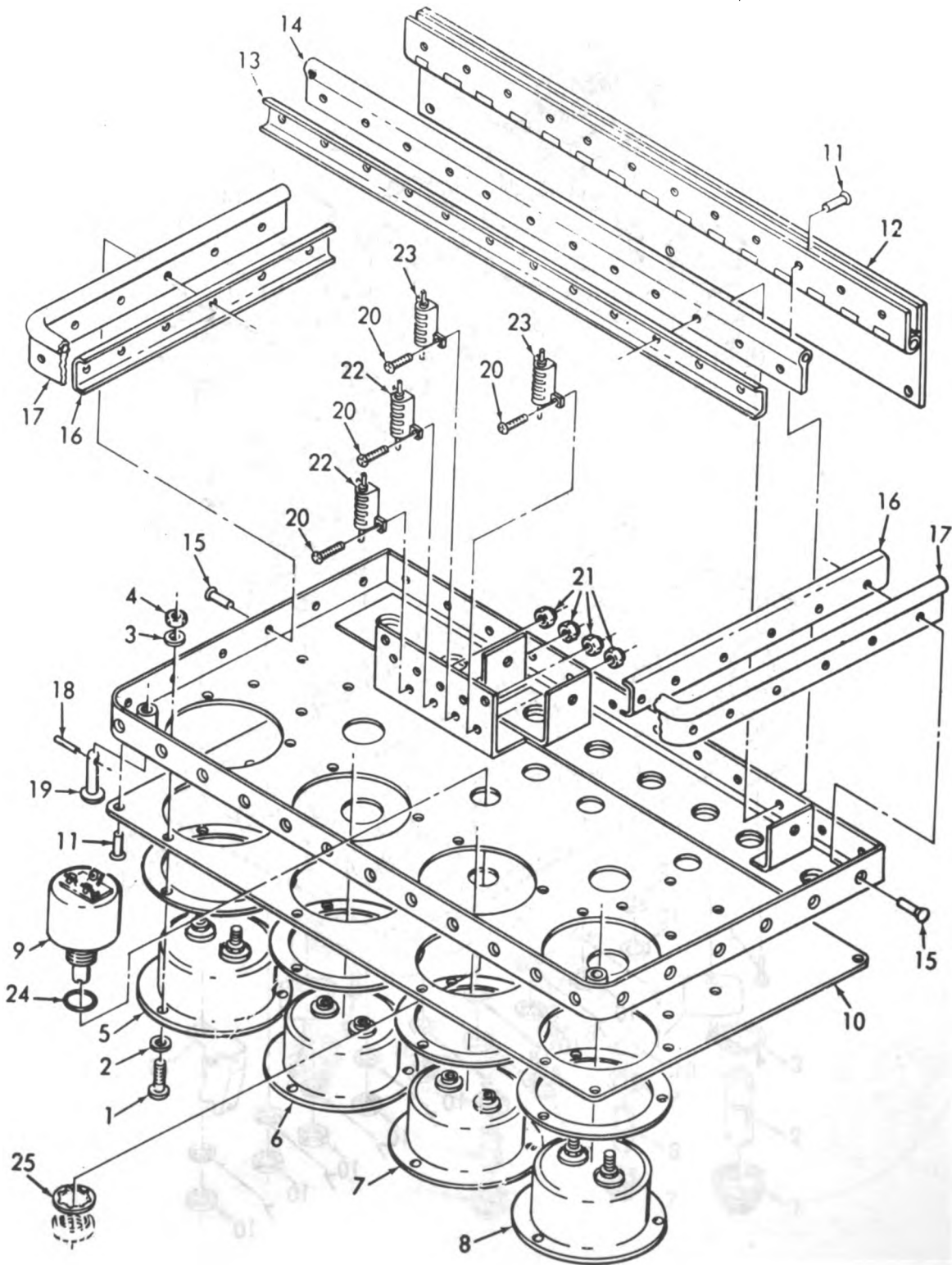
ME 6115-339-35P/75

Figure 75. Instrument Panel Lights.



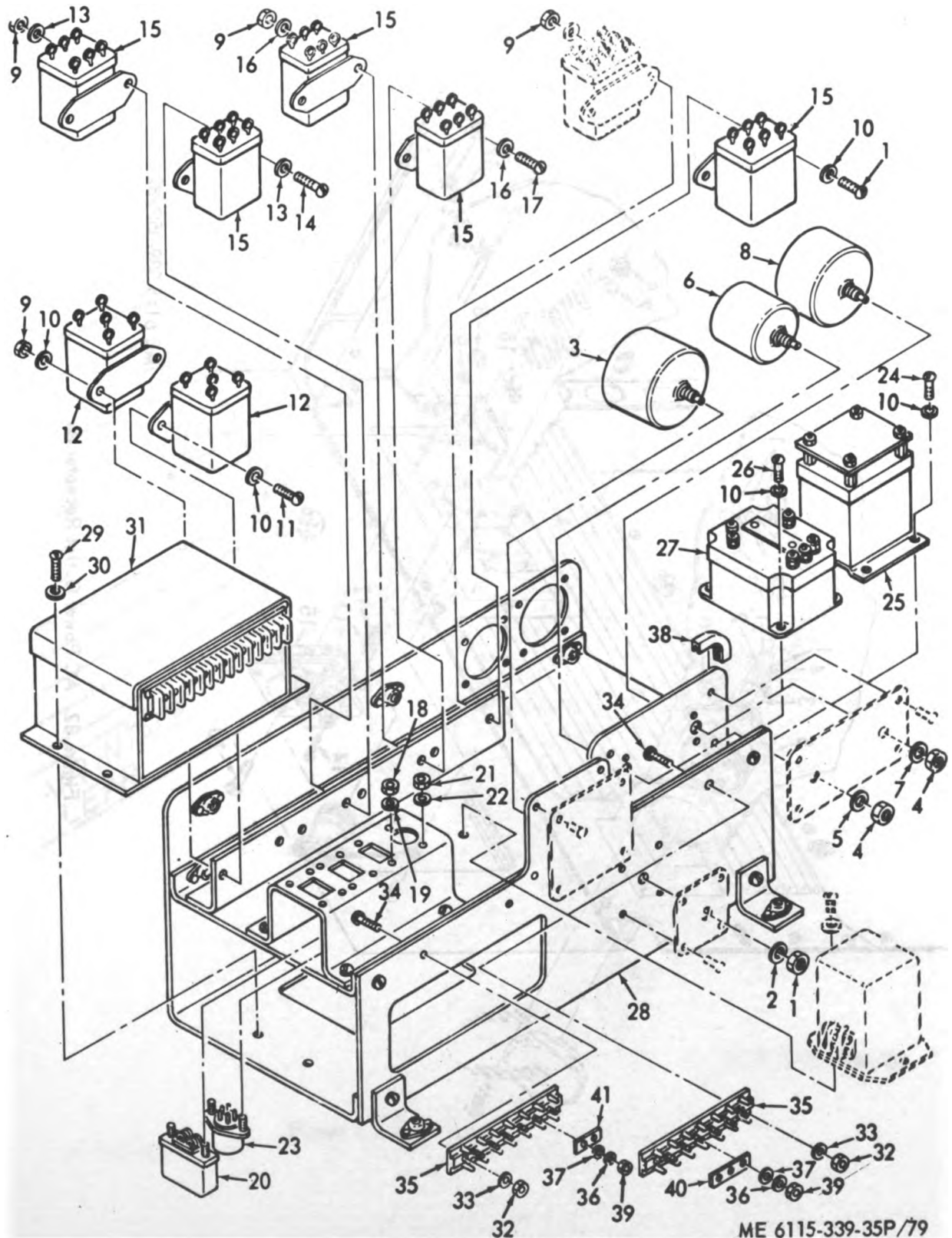
ME 6115-339-35P/76

Figure 76. Instrument Panel.

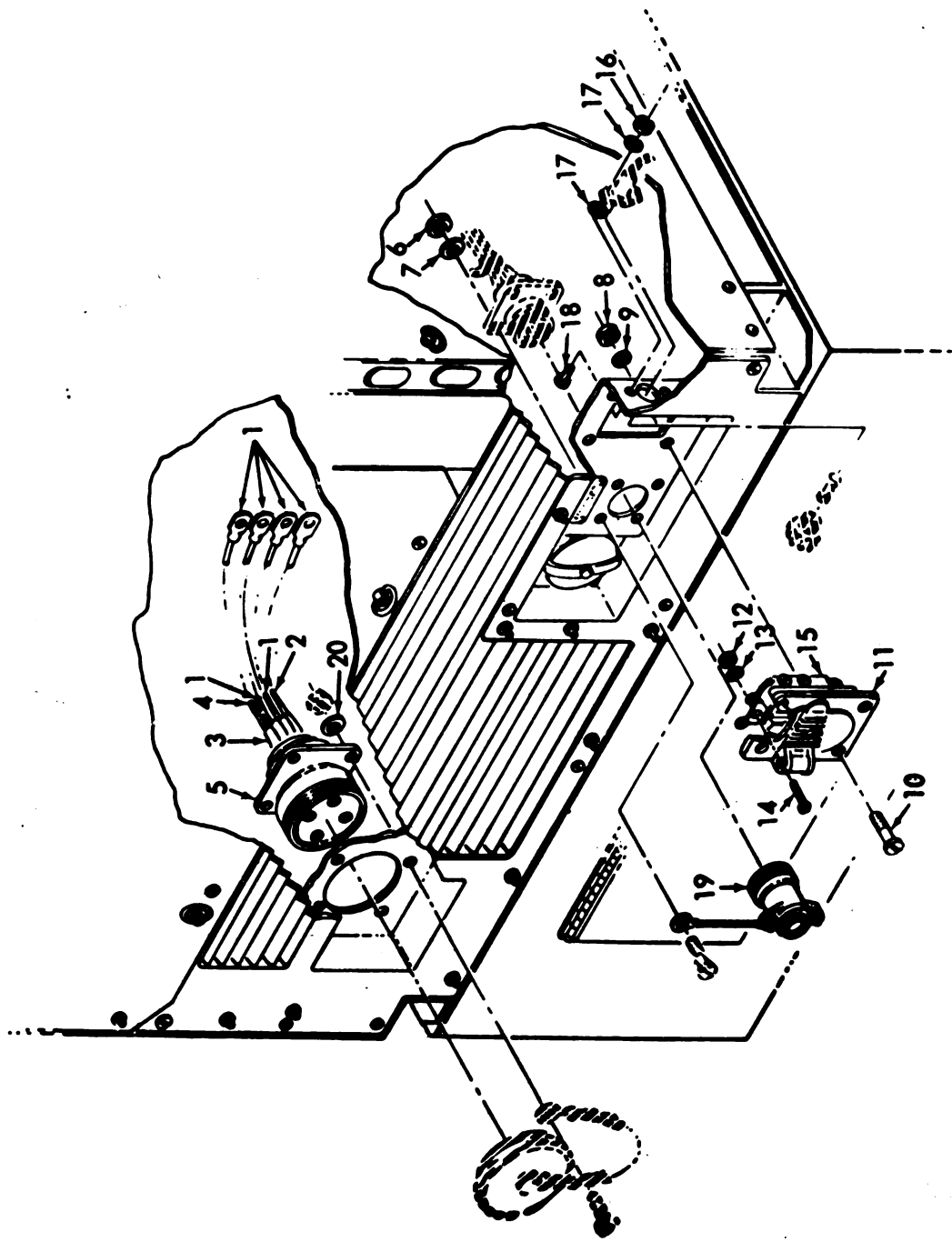


ME 6115-339-35P/77

Figure 77. Control Panel.

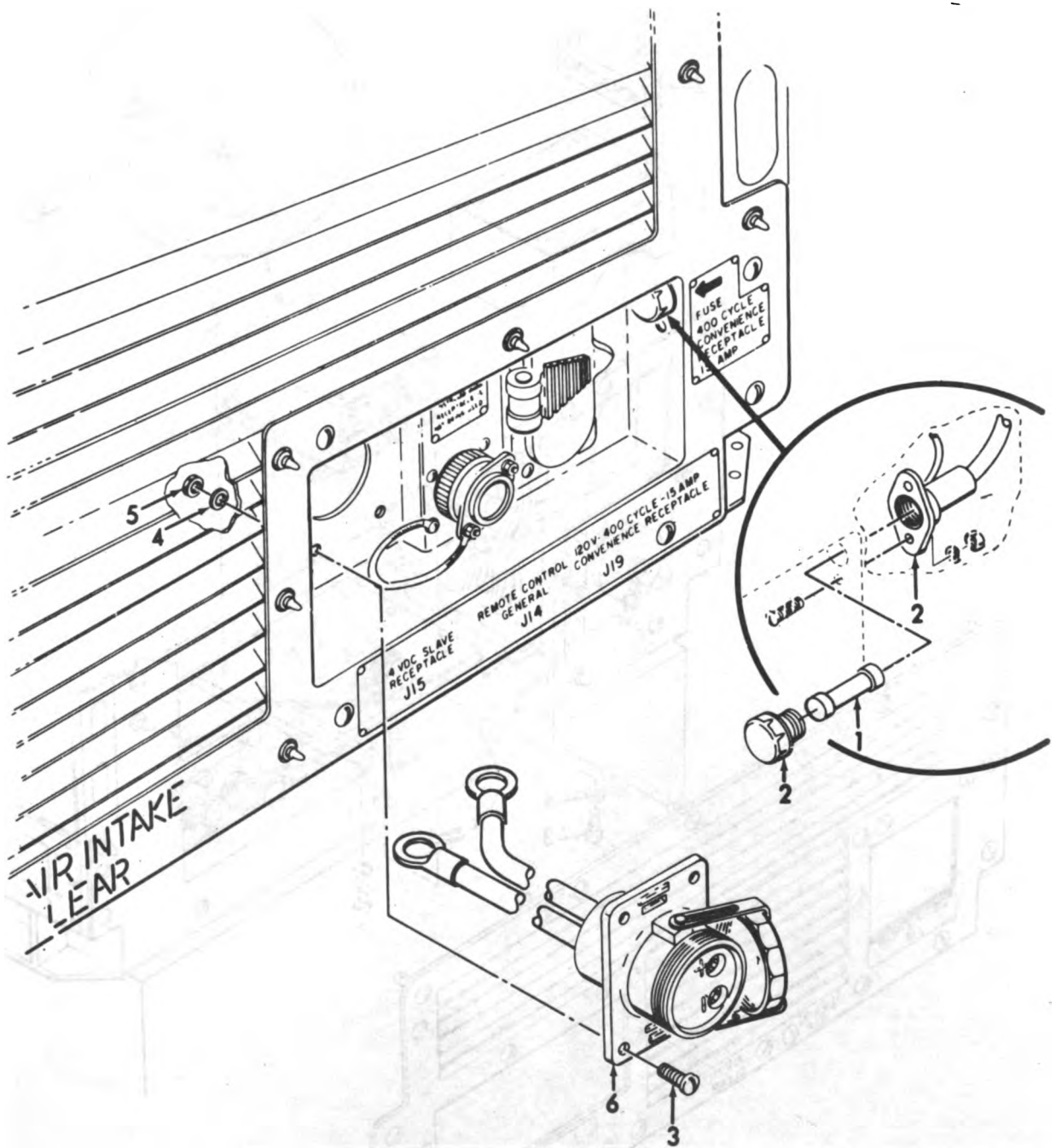


ME 6115-339-35P/79



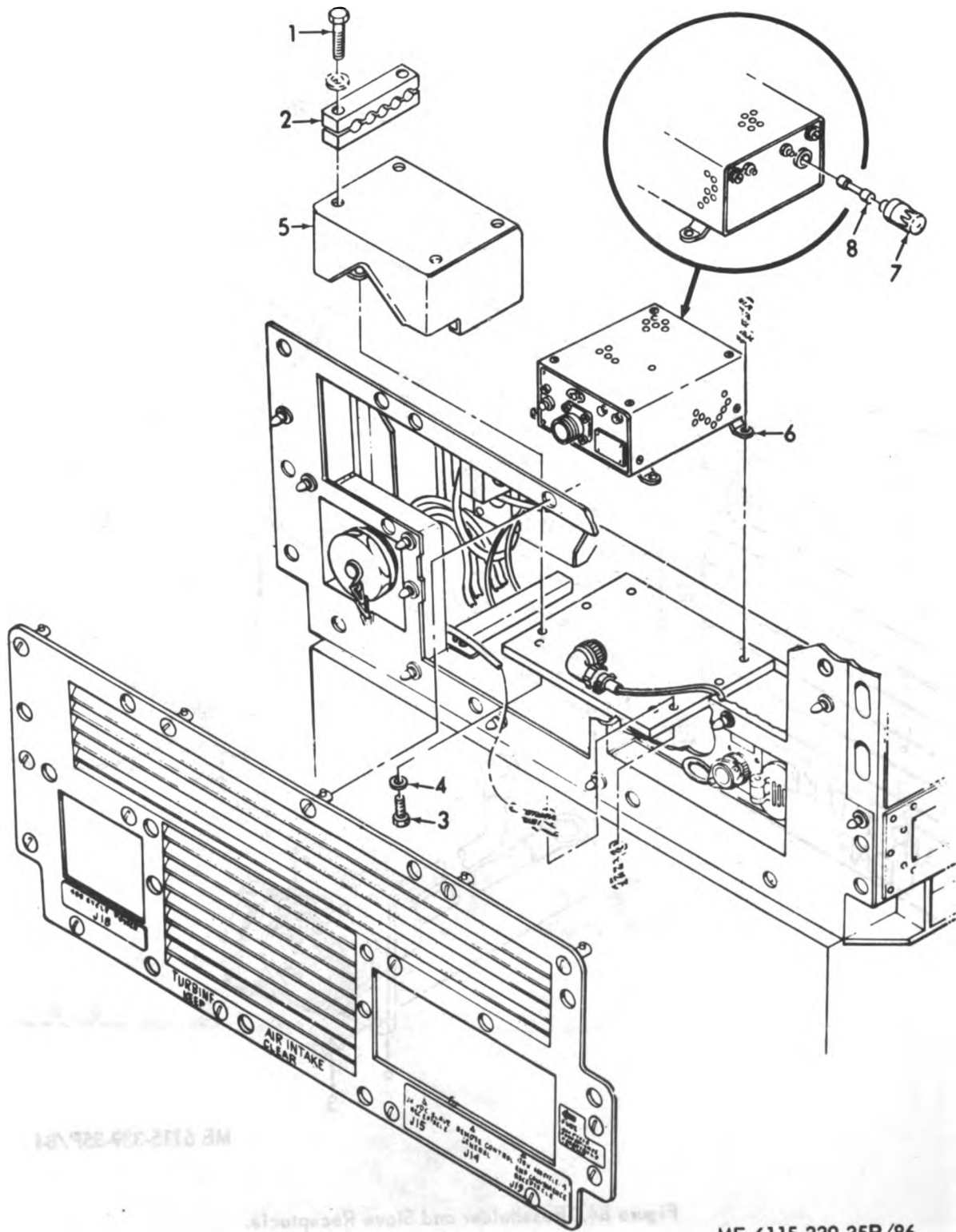
ME 6115-339-35P/82

Figure 82. AC Power Outlet Receptacle.



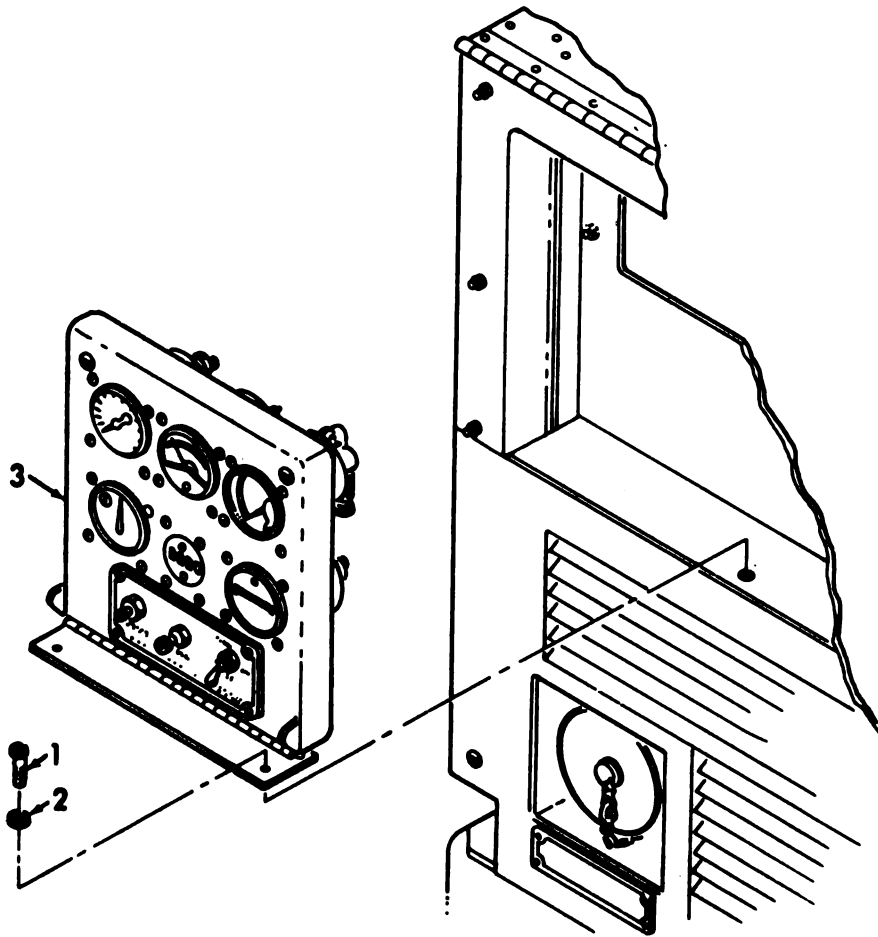
ME 6115-339-35P/84

Figure 84. Fuseholder and Slave Receptacle.



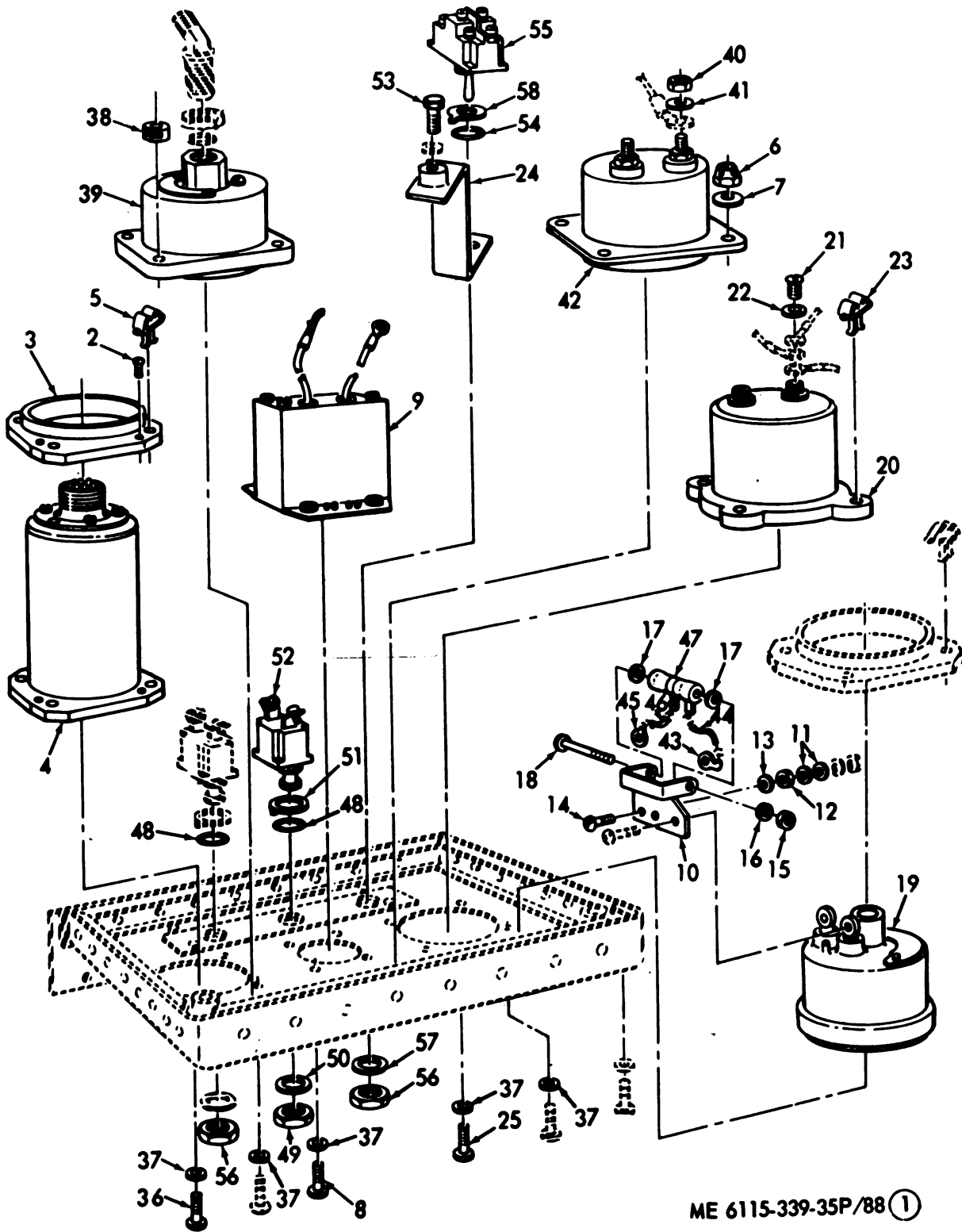
ME 6115-339-35P/86

Figure 86. Battery Charger.



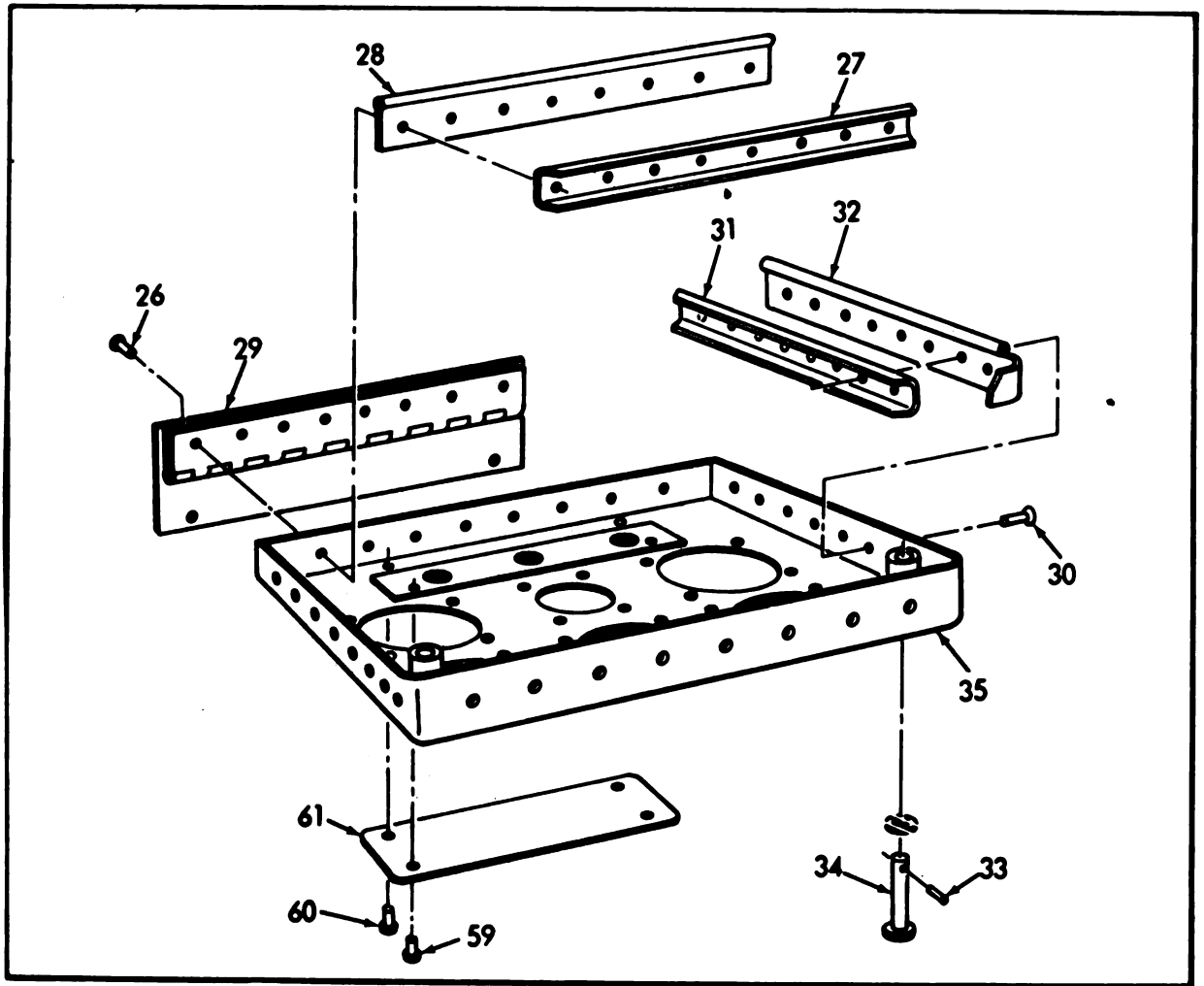
ME 6115-339-35P/87

Figure 87. Engine Control Panel.



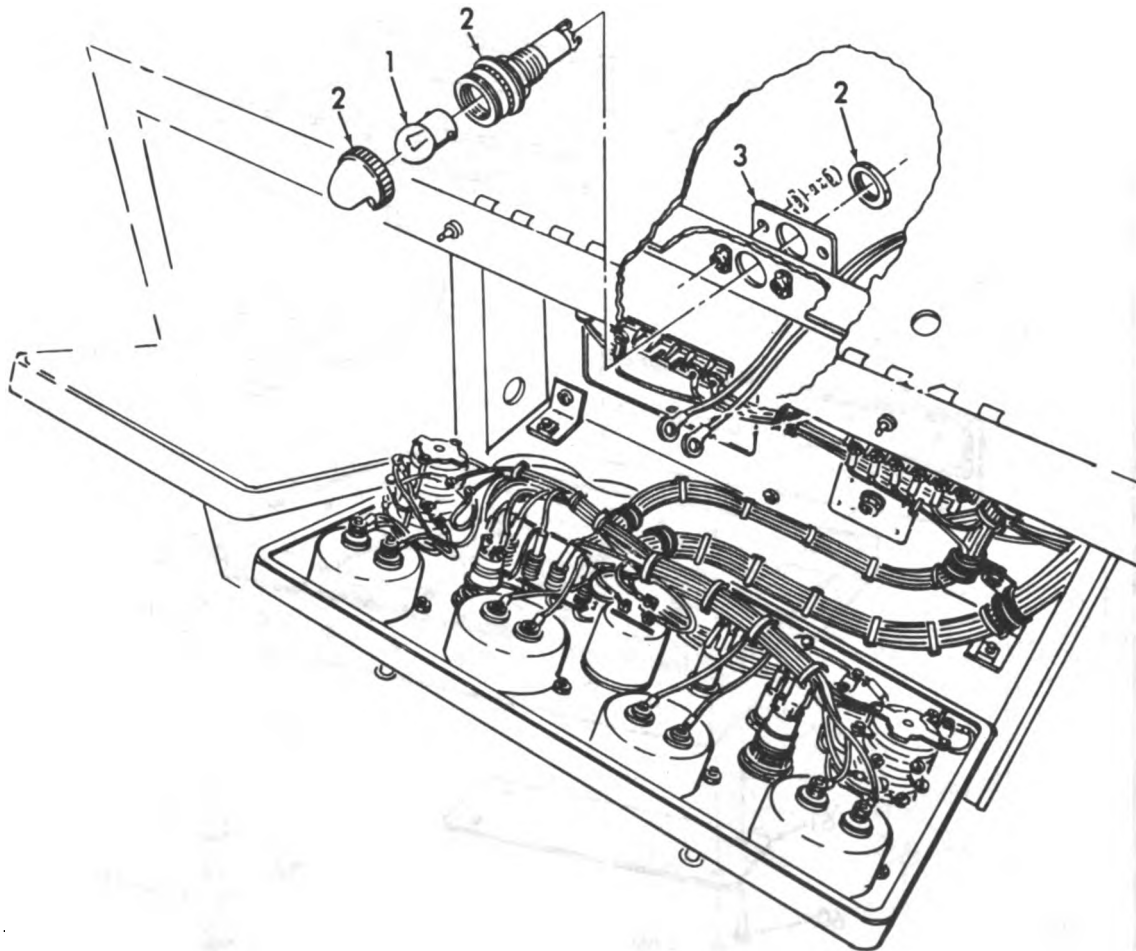
ME 6115-339-35P/88 (1)

Figure 88 (1). Engine Controls Panel.



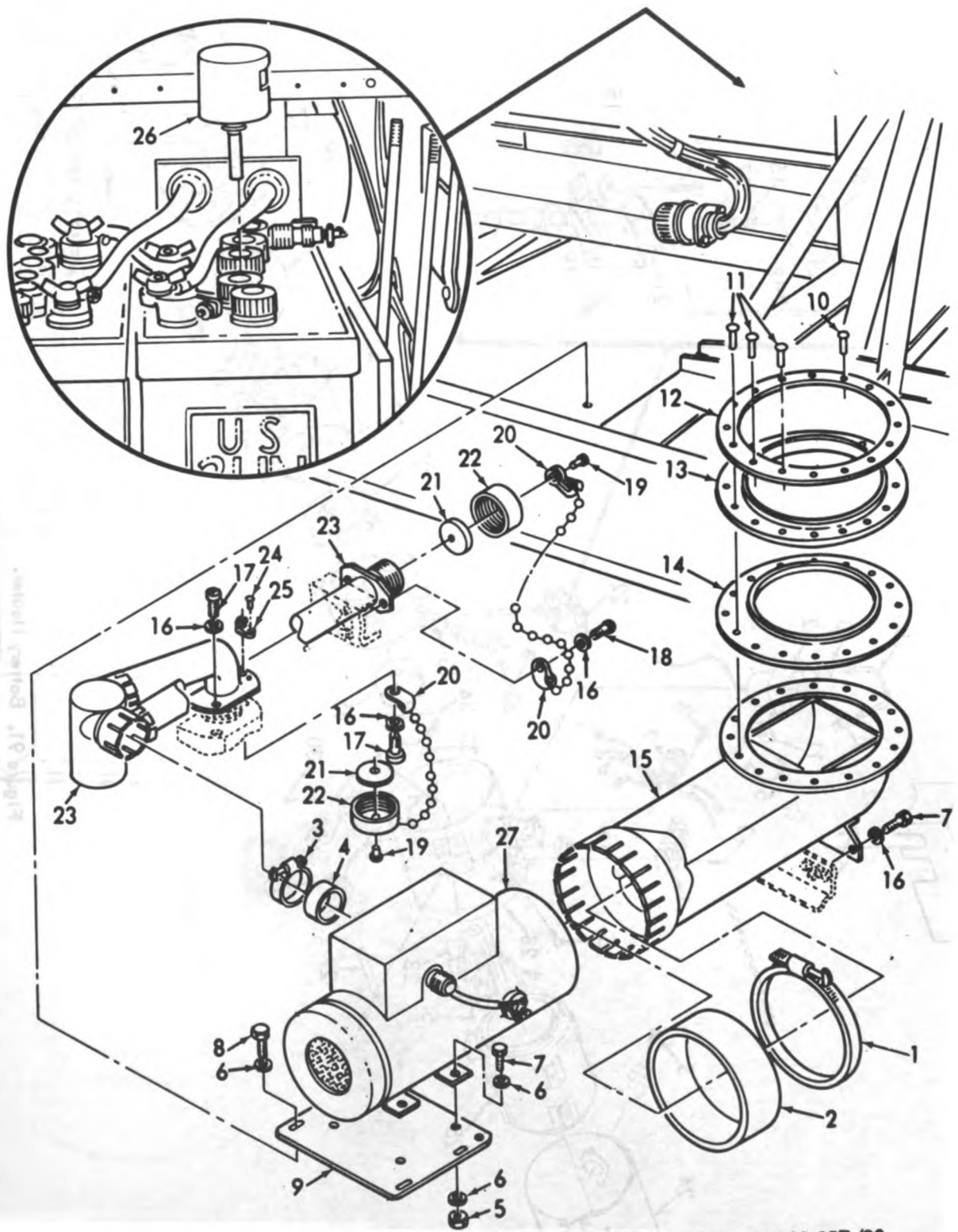
ME 6115-339-35P/88 (2)

Figure 88 (2). Engine Controls Panel (Cont).



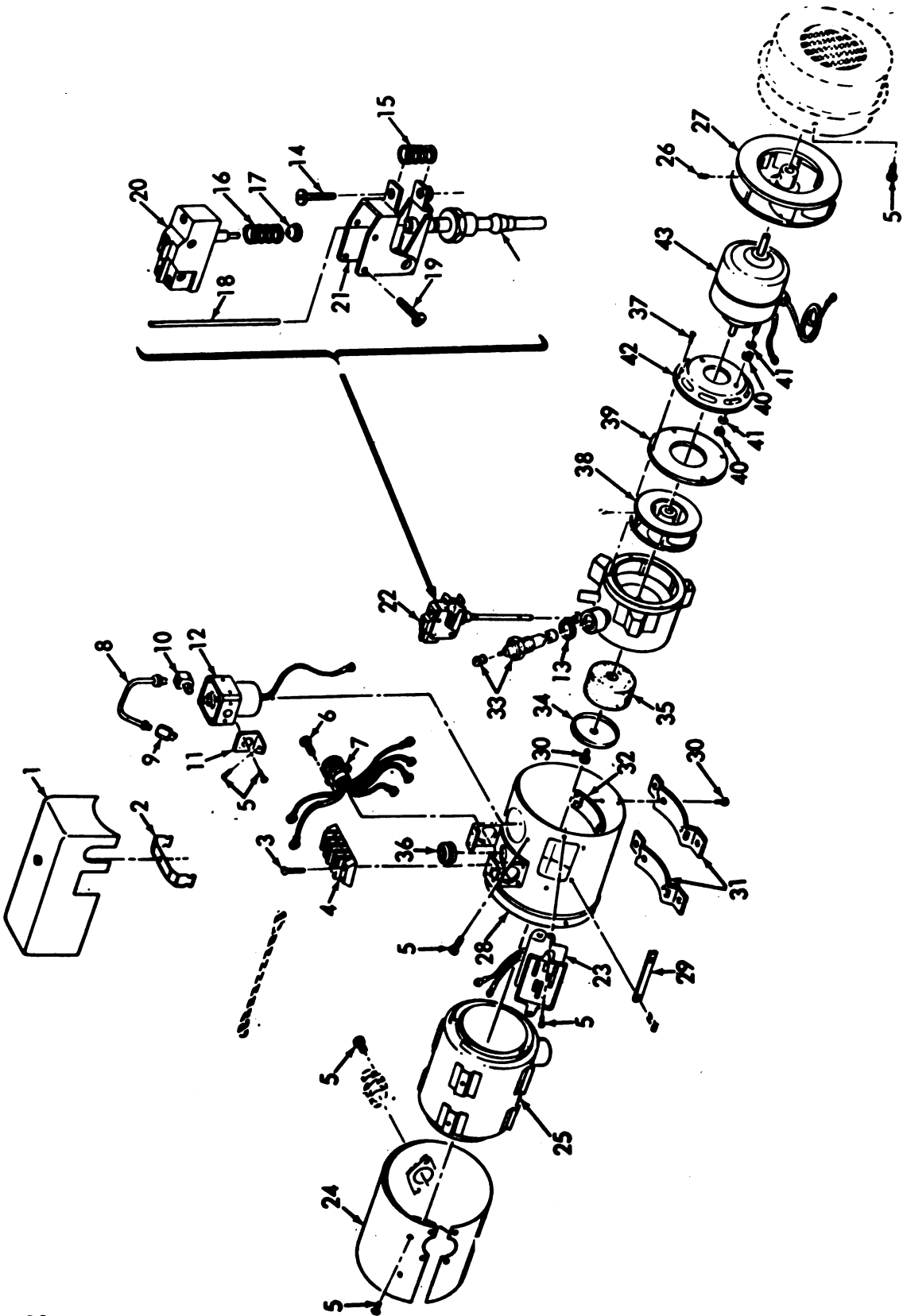
ME 6115-339-35P/89

Figure 89. Panel Lights.



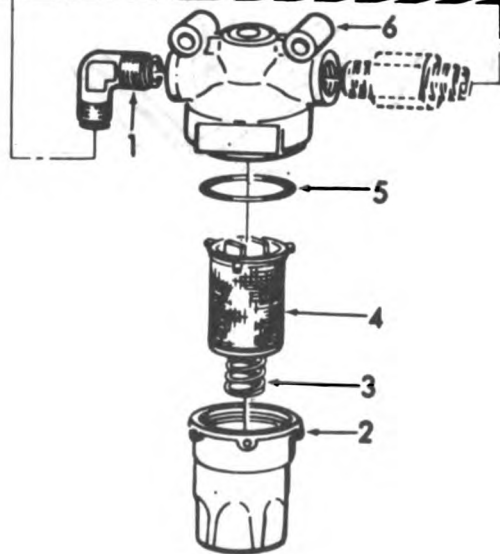
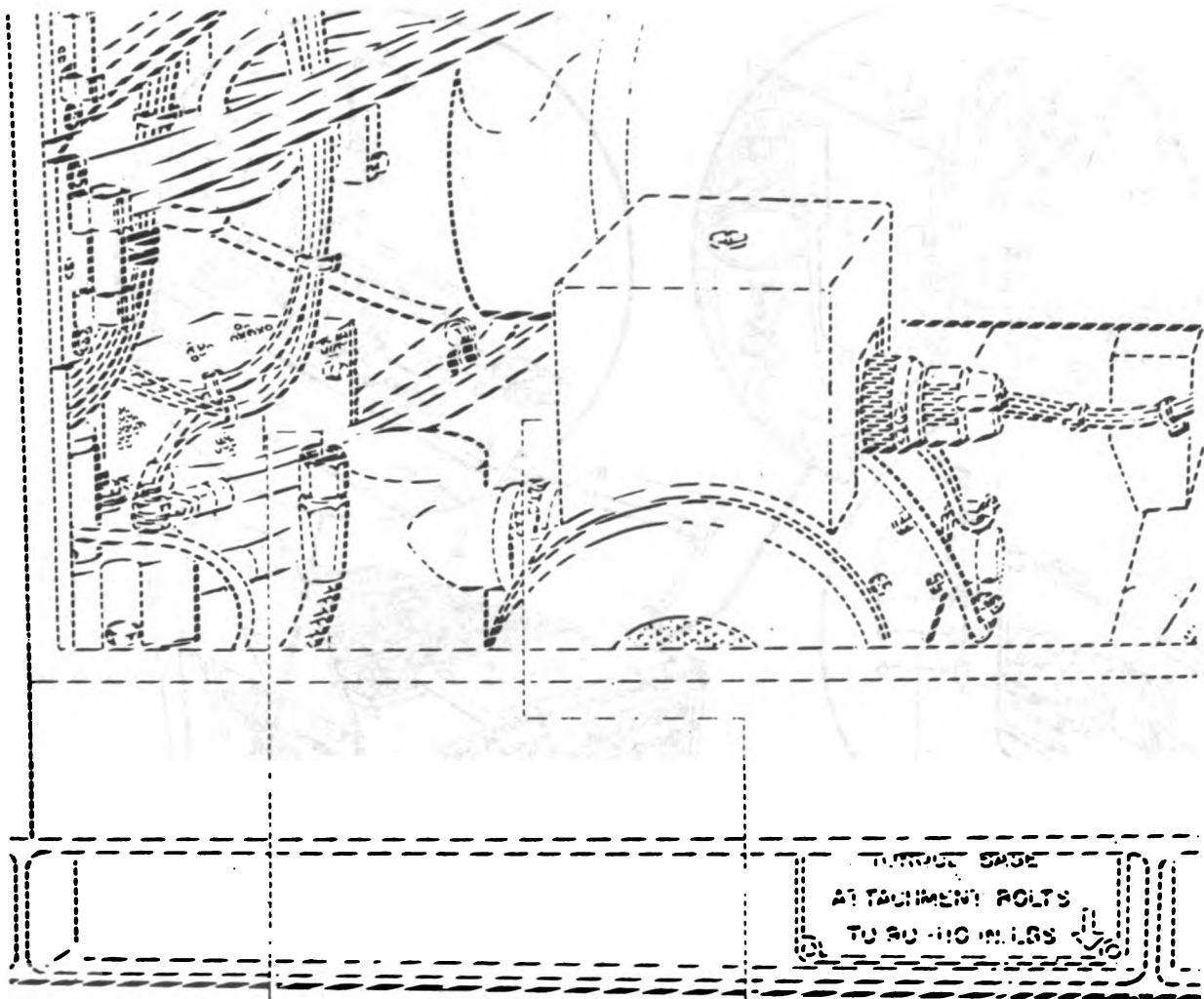
ME 6115-339-35P/90

Figure 90. Winterization.



ME 6115-339-35P/91

Figure 91. Battery Heater.



ME 6115-339-35P/92

Figure 92. Heater Fuel Filter.

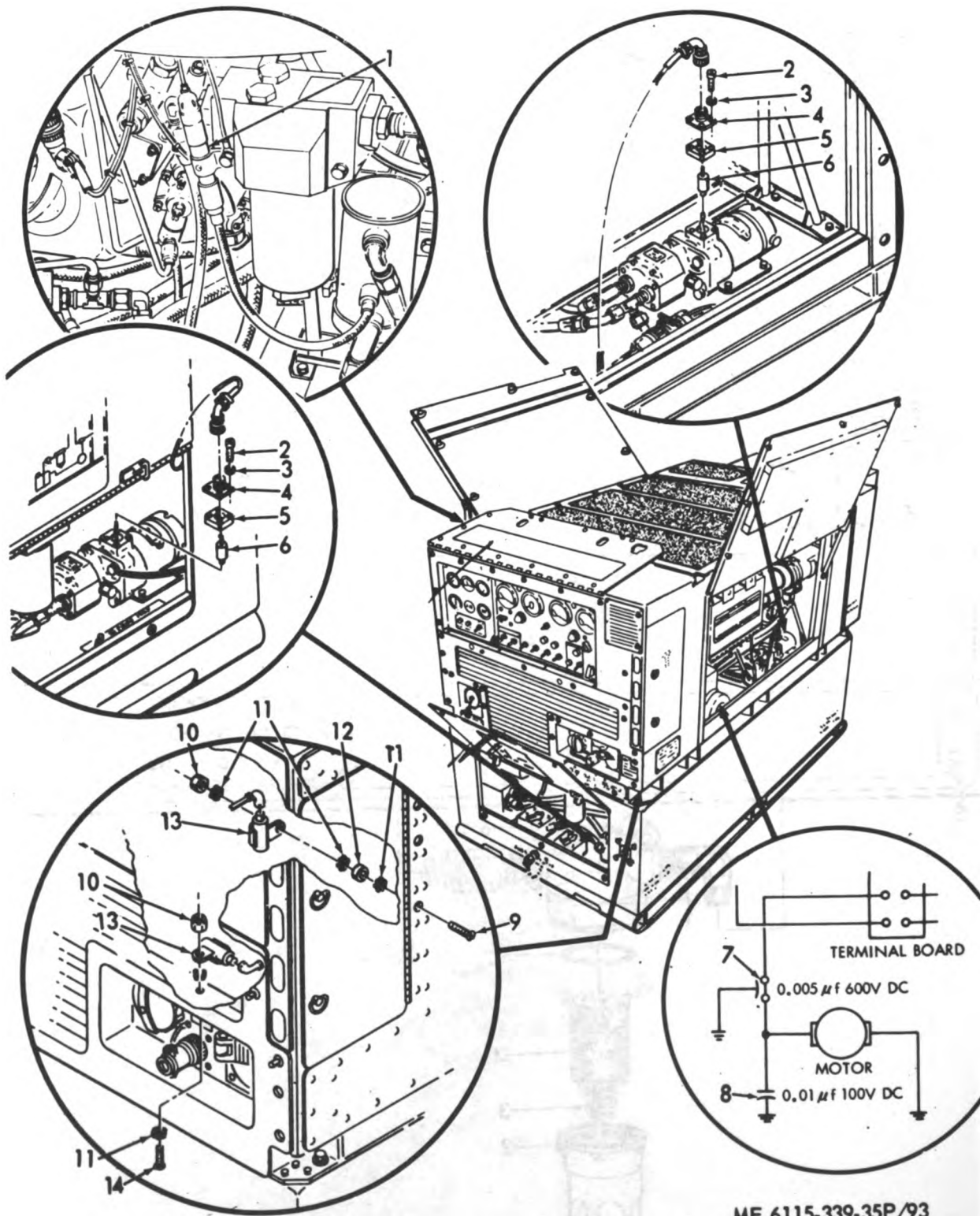


Figure 93. Radio Interference Suppression.

SECTION V. INDEX-FEDERAL STOCK NUMBER AND REFERENCE NUMBER
CROSS-REFERENCE TO FIGURE AND ITEM NUMBER

STOCK NUMBER	FIGURE NO	ITEM NO	STOCK NUMBER	FIGURE NO	ITEM NO
1650-530-3146	50	8	4720-904-3282	25	33
2435-015-0209	49	6	4720-904-3283	25	36
2435-015-0212	17	7	4720-904-5050	25	70
2435-015-0214	17	46	4720-904-5051	25	69
2435-015-0222	56	12	4720-904-5052	25	71
2435-015-0252	47	4	4720-904-5053	25	73
2435-015-0274	53	2	4720-904-5054	25	78
2435-017-9266	53	3	4720-904-5055	25	66
2435-017-9270	25	52	4720-952-0061	17	40
2435-017-9271	41	20	4730-064-8655	90	3
2435-017-9272	50	13	4730-186-7799	25	80
2435-055-6384	30	10	4730-186-9968	37	12
2435-337-4818	47	11	4730-187-0486	17	29
2435-531-2452	60	3	4730-187-0486	25	47
2435-580-7299	57	4	4730-187-0486	41	39
2435-608-6306	50	1	4730-187-0487	17	2
2435-630-3949	48	7	4730-187-0844	25	60
2435-630-3965	2	3	4730-187-3600	17	24
2435-757-6805	17	43	4730-194-1121	25	64
2435-757-6808	17	37	4730-196-9580	37	13
2435-757-6910	7	15	4730-203-3136	25	34
2435-757-6912	17	15	4730-203-6943	25	68
2435-757-6915	17	48	4730-203-6943	41	15
2435-757-6916	17	51	4730-230-8710	17	42
2435-772-2937	56	10	4730-230-8710	41	5
2435-772-9934	47	8	4730-231-3012	25	74
2435-772-9951	17	28	4730-231-3026	17	38
2435-772-9952	17	14	4730-231-3028	25	67
2435-790-6236	50	6	4730-231-3028	41	10
2435-836-9261	57	4	4730-231-3946	25	3
2435-894-6470	56	11	4730-231-3991	25	79
2435-897-2312	17	5	4730-231-4009	25	26
2435-897-2431	17	30	4730-231-5603	25	72
2435-907-0622	37	2	4730-277-5060	17	17
2435-949-3573	29	182	4730-277-5060	17	41
2910-065-6615	33		4730-277-6458	25	39
2910-315-8305	33	6	4730-277-6836	25	82
2910-335-9344	42	4	4730-277-9757	17	21
2910-689-9920	30	7	4730-277-9762	17	6
2910-757-6827	28	1	4730-278-0375	17	19
2910-757-6857	26	28	4730-278-2782	17	26
2910-757-6857	29	32	4730-278-3242	41	8
2910-757-6859	33	7	4730-278-5816	17	31
2910-854-3664	31		4730-278-5826	17	53
2910-897-9148	17	1	4730-278-5826	47	12
2910-897-9150	17	20	4730-278-8794	17	33
2915-097-0325	26	25	4730-278-8797	17	57
2920-751-8056	56	4	4730-278-8804	17	36
2920-792-2569	18	8	4730-278-8805	17	35
2920-902-7063	91	33	4730-278-9383	41	7
2975-293-6481	56	3	4730-279-0119	25	55
2940-773-1884	41	29	4730-279-0862	25	49
2940-849-8358	36	5	4730-287-0093	17	32
2940-849-8358	41	27	4730-317-4039	90	1
2990-014-7484	90	27	4730-510-7194	17	23
2990-897-9145	57	3	4730-585-8769	25	77
2990-908-1537	53	5	4730-618-7377	17	63
4370-045-9430	26	30	4730-618-9034	25	53
4320-045-9430	32	4	4810-726-9293	30	4
4720-014-8272	17	8	5305-141-4883	2	1
4720-062-4149	17	13	5305-144-3820	40	3
4720-687-8899	47	10	5305-150-9147	47	2
4720-710-3425	17	27	5305-150-9156	47	5
4720-757-8817	17	55	5305-150-9504	88	8
4720-766-9204	17	22	5305-151-0828	54	1
4720-777-7535	41	9	5305-151-2783	87	1
4720-903-5780	25	54	5305-151-2919	7	12
4720-903-8176	41	1	5305-206-0542	25	14
4720-903-9501	25	48	5305-206-0542	25	42
4720-903-9502	25	45	5305-206-0542	41	38

SECTION V. INDEX-FEDERAL STOCK NUMBER AND REFERENCE NUMBER
CROSS-REFERENCE TO FIGURE AND ITEM NUMBER (Continued)

STOCK NUMBER	FIGURE NO	ITEM NO	STOCK NUMBER	FIGURE NO	ITEM NO
5305-271-8216	2	2	5310-167-0878	26	24
5305-271-8216	22	6	5310-167-0878	26	29
5305-282-4816	25	17	5310-167-0878	88	22
5305-558-6266	22	4	5310-187-2413	21	3
5305-685-2290	88	2	5310-193-7577	88	7
5305-819-7087	26	52	5310-208-5769	25	38
5305-819-7087	40	2	5310-263-2862	41	18
5306-150-9221	30	9	5310-282-7817	41	2
5306-150-9527	26	23	5310-282-7817	41	3
5306-150-9872	41	23	5310-282-7817	41	11
5306-151-0778	30	1	5310-282-7817	41	13
5306-151-0779	30	5	5310-282-7817	50	17
5306-151-1420	26	1	5310-515-7449	41	24
5306-151-1422	49	4	5310-515-7449	57	2
5306-151-1424	48	5	5310-515-8772	48	3
5306-151-1426	26	26	5310-558-6207	22	3
5306-151-1427	26	3	5310-623-5989	54	5
5306-151-1427	53	1	5310-680-5074	16	1
5306-156-2337	41	31	5310-734-5759	25	83
5306-156-2337	60	1	5310-773-7624	88	1
5306-180-2779	1		5310-877-5797	11	6
5306-274-2119	17	66	5310-952-0072	22	5
5306-274-2119	25	20	5310-982-4988	56	2
5306-274-2119	26	2	5315-223-6113	25	44
5306-584-4888	41	21	5315-223-6113	25	76
5306-656-0358	25	27	5315-223-6113	41	37
5306-722-0392	26	34	5320-244-3469	54	7
5306-722-0393	7	8	5325-174-5315	7	14
5306-722-0393	17	11	5325-185-0001	22	8
5306-722-0393	17	44	5325-263-6691	7	16
5306-722-0393	25	9	5330-014-5632	90	4
5306-722-0393	25	61	5330-014-5633	90	2
5306-722-0393	26	53	5330-014-7174	55	2
5306-722-0393	40	4	5330-014-8447	53	4
5307-207-7413	20	43	5330-014-8503	57	5
5310-011-5547	41	22	5330-014-8505	57	5
5310-014-5629	91	34	5330-171-5442	17	9
5310-057-0573	88	7	5330-171-5454	17	3
5310-059-9265	57	1	5330-171-5654	17	14
5310-061-3726	30	3	5330-171-5659	47	9
5310-061-3726	30	6	5330-171-8002	56	8
5310-061-7326	17	10	5330-186-4939	36	7
5310-061-7326	30	8	5330-186-4939	41	26
5310-061-7326	47	1	5330-194-3713	36	6
5310-088-0551	7	10	5330-194-3713	41	25
5310-088-0551	25	40	5330-248-3836	76	19
5310-088-0551	88	6	5330-248-3836	77	24
5310-167-0753	40	5	5330-265-1089	92	5
5310-167-0753	47	6	5330-393-5622	48	6
5310-167-0765	30	2	5330-576-9114	18	7
5310-167-0812	41	16	5330-641-1824	17	47
5310-167-0812	54	6	5330-641-1824	17	50
5310-167-0815	7	11	5330-641-1824	17	58
5310-167-0834	7	1	5330-667-0370	41	6
5310-167-0834	7	3	5330-724-4286	29	143
5310-167-0834	7	5	5330-757-6867	29	31
5310-167-0834	17	67	5330-845-0915	33	9
5310-167-0834	25	10	5330-861-1396	17	34
5310-167-0834	25	84	5330-861-1396	33	8
5310-167-0834	26	54	5330-883-4215	17	56
5310-167-0834	27	7	5330-894-3626	17	65
5310-167-0834	30	11	5340-014-5623	91	11
5310-167-0834	40	1	5340-205-6301	26	9
5310-167-0834	56	7	5340-283-0649	25	50
5310-167-0834	87	2	5340-283-0649	41	17
5310-167-0835	26	32	5340-543-4394	25	51
5310-167-0835	26	37	5340-576-8207	7	9
5310-167-0835	26	46	5340-576-8210	7	2
5310-167-0835	48	4	5340-598-0597	25	19
5310-167-0978	26	10	5340-598-4201	25	28

SECTION V. INDEX-FEDERAL STOCK NUMBER AND REFERENCE NUMBER
CROSS-REFERENCE TO FIGURE AND ITEM NUMBER (Continued)

STOCK NUMBER	FIGURE NO	ITEM NO	STOCK NUMBER	FIGURE NO	ITEM NO
5340-663-1923	56	9	6115-014-5516	77	7
5340-726-4426	7	4	6115-014-7173	55	
5340-840-0066	22	7	6115-014-7248	55	4
5340-847-8082	22	1	6115-641-3773	17	25
5340-952-0906	25	62	6115-641-3773	50	20
5910-706-9237	93	13	6115-691-5493	91	13
5920-078-8659	84	1	6140-057-2553	16	8
5925-769-3466	76	14	6140-872-7766	16	
5930-015-0061	16	3	6620-015-0369	88	39
5930-015-0061	90	26	6625-014-0191	77	5
5930-015-0126	76	3	6625-015-0192	77	6
5930-017-9274	42	2	6625-015-0193	88	42
5930-615-6831	43	1	6625-841-4995	77	8
5930-660-3947	76	13	6645-580-9605	88	20
5930-708-3588	91	20	6680-611-0748	88	4
5930-708-3589	91	22	6685-757-9327	60	2
5930-757-6868	76	5	6685-957-3808	88	19

REFERENCE NO	MFG CODE	FIG NO	ITEM NO	REFERENCE NO	MFG CODE	FIG NO	ITEM NO
AN2988	61349	88	38	AN515-4-8	88044	41	38
AN29A4	88044	25	37	AN51586R12	88044	77	1
AN3-10A	88044	88	53	AN51586R12	88044	88	36
AN3-15A	88044	30	5	AN51586R8	88044	8	8
AN3-16A	88044	30	1	AN515PB4-3	88044	68	21
AN3-3A	88044	30	9	AN520-10RS	88044	26	52
AN3-4A	88044	7	8	AN520-10R10	88044	40	3
AN3-4A	88044	11	3	AN520-10R8	88044	40	2
AN3-4A	88044	17	11	AN526-1032-12	88044	21	7
AN3-4A	88044	17	44	AN526-1032-9	88044	87	1
AN3-4A	88044	25	9	AN526C1024R8	88044	76	2
AN3-4A	88044	25	61	AN526C1032-9	88044	54	1
AN3-4A	88044	26	34	AN526C1032R36	88044	41	19
AN3-4A	88044	26	53	AN526C832-24	88044	22	4
AN3-4A	88044	40	4	AN6230-6	88044	36	6
AN3-4A	88044	90	8	AN6230-6	88044	41	25
AN3-5A	88044	17	66	AN6244-6	88044	36	7
AN3-5A	88044	25	20	AN6244-6	88044	41	26
AN3-5A	88044	26	2	AN73-5	88044	56	6
AN3-5A	88044	90	7	AN743-12	88044	7	7
AN3-6A	88044	25	27	AN743-12	88044	25	21
AN3C 5A	88044	26	23	AN775-4	88044	17	19
AN350-5	88044	16	1	AN775-8	88044	17	4
AN363-428	88044	48	3	AN776-4	88044	17	21
AN4-10A	88044	48	5	AN776-8	88044	17	6
AN4-12A	88044	49	4	AN778-6	88044	17	31
AN4-14A	88044	26	1	AN778-8	88044	17	53
AN4-5A	88044	26	3	AN778-8	88044	47	12
AN4-5A	88044	53	1	AN804-4	88044	41	7
AN4-6A	88044	26	26	AN804C6	88044	25	30
AN4C 30A	88044	41	23	AN814-12DL	88044	17	35
AN4C 31A	88044	41	21	AN814-4DL	88044	17	32
AN4C 5A	88044	41	31	AN814-4L	88044	17	57
AN4C 5A	88044	60	1	AN814-6DL	88044	17	33
AN416-1	88044	25	44	AN814-8DL	88044	17	36
AN416-1	88044	25	76	AN815-4	88044	41	8
AN416-1	88044	41	37	AN815-6	88044	17	29
AN500-4-7	88044	7	12	AN815-6	88044	25	47
AN500A4-4	88044	88	2	AN815-6	88044	41	39
AN501-10-12	88044	47	5	AN815-8	88044	17	2
AN501-10-24	88044	47	2	AN816-6	88044	25	64
AN507-1032-10	88044	2	2	AN816-6-6	88044	25	60
AN507-1032-10	88044	22	6	AN816-6D	88044	37	13
AN507-1032-12	88044	25	17	AN817-6D	88044	37	11
AN507-1032-16	88044	93	9	AN821-6	88044	25	79
AN507C1032-8	88044	2	1	AN822-6D	88044	37	12
AN515-4-8	88044	25	14	AN824-6	88044	25	49
AN515-4-8	88044	25	42	AN832-4	88044	25	39

SECTION V. INDEX-FEDERAL STOCK NUMBER AND REFERENCE NUMBER
CROSS-REFERENCE TO FIGURE AND ITEM NUMBER (Continued)

REFERENCE NO	MFG CODE	FIG NO	ITEM NO	REFERENCE NO	MFG CODE	FIG NO	ITEM NO
ANH32-6D	88044	25	82	AN960C10L	88044	54	6
ANH33-4	88044	17	38	AN960C10L	88044	90	16
ANH33-4C	88044	25	55	AN960C416L	88044	41	24
ANH33-6	88044	25	67	AN960C416L	88044	57	2
ANH33-6	88044	41	10	AN960C6L	88044	77	3
ANH33-6C	88044	25	46	AN960C8L	88044	22	3
ANH34-4	88044	17	17	AN960PD10L	88044	40	5
ANH34-4	88044	17	41	AN960PD10L	88044	47	6
ANH37-4	88044	17	42	AN960PD416	88044	49	1
ANH37-4	88044	41	5	AN961-6	88044	21	6
ANH37-6	88044	25	3	AN961-616	88044	21	3
ANH43-13	88044	25	68	AN961-616	88044	69	30
ANH43-13	88044	41	15	AN961-616	88044	70	2
AN411-3	88044	25	80	AN970-3	88044	30	2
AN414-3	88044	25	72	A1500-6	72433	53	4
AN419-6	88044	17	24	A2014	80684	91	34
AN419-6C	81352	17	23	A2053-1	80684	91	33
AN424-4	88044	25	38	A2092	80684	91	20
AN424-4C	88044	25	83	A2096	80684	91	13
AN424-6	88044	41	2	B2055	80684	91	11
AN424-6	88044	41	3	B2070	80684	91	22
AN424-6	88044	41	11	C10727A	82121	76	3
AN424-6	88044	41	13	D7271-1-15	82647	76	14
AN424-6	88044	50	17	EA	88044	1	
AN429-4C	88044	56	5	F03A125V30A	75915	86	8
AN429-6C	88044	25	34	F09A125V15A	72599	84	1
AN429A6	88044	25	34	MC9C07	14655	93	13
AN429A6C	88044	25	77	MS15569-7	96906	89	1
AN435R6	88044	21	5	MS20341-6	96906	21	4
AN435B416	88044	21	2	MS20341-616	96906	21	1
AN436A10	88044	26	10	MS20341-616A	96906	70	1
AN436A10	88044	26	24	MS20365-440	96906	7	10
AN436A10	88044	26	29	MS20426A04-5	96906	55	1
AN436A10	88044	88	22	MS20426A4-5	96906	26	21
AN436A10	88044	90	6	MS20427-3C4	96906	54	7
AN436A10	88044	93	11	MS20427M3-4	96906	41	32
AN436A4	88044	88	7	MS20435M6-9	38597	90	19
AN936A416	88044	41	22	MS20470A4-5	96906	26	12
AN936A716S	88044	75	10	MS20600B4W2	96906	88	59
AN936A716S	88044	75	10	MS20600B4W3	96906	88	60
AN938-6	88044	17	26	MS20822-4	96906	25	26
AN960-10L	88044	7	1	MS20822-4	96906	92	1
AN960-10L	88044	7	3	MS20822-6-2	96906	25	53
AN960-10L	88044	7	5	MS20822-6-6	96906	25	74
AN960-10L	88044	17	67	MS21044C08	96906	22	2
AN960-10L	88044	25	10	MS21044N04	96906	25	40
AN960-10L	88044	25	84	MS21044N04	96906	82	6
AN960-10L	88044	26	54	MS21044N04	96906	88	6
AN960-10L	88044	27	9	MS21044N08	96906	77	21
AN960-10L	88044	30	11	MS21044N3	96906	11	6
AN960-10L	88044	40	1	MS21044N4	96906	84	5
AN960-10L	88044	56	7	MS21045-3	96906	17	10
AN960-10L	88044	79	10	MS21045-3	96906	30	3
AN960-10L	88044	79	13	MS21045-3	96906	30	6
AN960-10L	88044	79	16	MS21045-3	96906	30	8
AN960-10L	88044	79	16	MS21045-3	96906	47	1
AN960-10L	88044	87	2	MS21045-3	96906	90	5
AN960-4	88044	7	11	MS21045C3	96906	41	18
AN960-4L	88044	25	13	MS21045C4	96906	56	2
AN960-4L	88044	25	41	MS219190G11	96906	25	28
AN960-4L	88044	41	40	MS219190G4	96906	26	9
AN960-416L	88044	26	14	MS219190G6	96906	25	51
AN960-416L	88044	26	27	MS219190G7	96906	25	50
AN960-416L	88044	26	32	MS219190G7	96906	41	17
AN960-416L	88044	26	37	MS219190G8	96906	25	19
AN960-416L	88044	26	46	MS24142D2	96906	21	8
AN960-416L	88044	48	4	MS24523-23	96906	76	11
AN960-416L	88044	49	3	MS24524-23	96906	76	16
AN960-816L	88044	88	50	MS24524-25	96906	76	12
AN960C10L	88044	41	16	MS24524-27	96906	76	13

SECTION V. INDEX-FEDERAL STOCK NUMBER AND REFERENCE NUMBER
CROSS-REFERENCE TO FIGURE AND ITEM NUMBER (Continued)

REFERENCE NO	MFG CODE	FIG NO	ITEM NO	REFERENCE NO	MFG CODE	FIG NO	ITEM NO
MS24622-2	96906	26	20	S8057AP15	70210	48	6
MS24622-7	96906	29	212	S8057AP19	99193	41	28
MS25081-1	96906	88	51	S8057AP5	99193	33	9
MS25082-8	96906	88	49	S8057A20	70210	56	8
MS25082R11	96906	75	9	S8099-1-1105	70210	48	10
MS25082R7	96906	76	17	S8128C16-65-12A	99193	49	5
MS25125-8	96906	76	6	SA16A-7C0750P	99193	47	3
MS25127-8	96906	76	4	S8171K15	72599	18	7
MS25196-1	96906	76	20	S8171K27	70210	47	9
MS25213	96906	75	8	S8294-1	70210	48	9
MS25274-1	96906	76	15	S8316AD4	99193	17	34
MS25231	96906	75	8	SA316AD4	99193	33	8
MS25331-3-313	96906	75	7	SA316AD6	99193	17	56
MS25331-9-313	96906	75	7	S8316AM4	99193	17	65
MS27977-1R	96906	1	1	S8316A4	99193	17	47
MS27977-2B	96906	1	2	S8316A4	99193	17	50
MS27977-3A	96906	1	3	S8316A4	99193	17	58
MS28000-1	96906	88	4	S8316K12	70210	17	9
MS28055-11	96906	88	3	S8316K4	99193	17	14
MS28714-6-0200	96906	25	63	S8316K6	99193	17	25
MS28741-4-0080	96906	25	81	SA316K6	99193	50	20
MS28741-402	96906	26	8	S8316K8	99193	17	3
MS28741-6-0104	96906	25	59	S8370-1	70210	48	2
MS28741-6-3000	96906	25	58	S8808M2-9	99193	42	1
MS29512-4	96906	29	30	SA840R2P1	99193	29	9
MS29512-4	96906	29	35	S8842R3P1	99193	46	51
MS29512-4	96906	29	38	TA1718DT4	99193	17	45
MS29513-12	96906	29	143	TA1718D10T	99193	17	54
MS29513-12	96906	76	19	TA1718D105T	99193	7	9
MS29513-12	96906	77	24	TA1718D12X	84971	25	62
MS29513-14	96906	88	48	TA1718D17X	84971	11	1
MS29513-14	96906	88	54	TA1718D3X	84971	11	2
MS29513-16	96906	75	11	TA1719D4T	99193	7	2
MS29513-22	96906	75	6	TA1718D4T	99193	17	39
MS35000-1	96906	16	8	TA1718D4X	84971	11	5
MS35333-93	96906	76	18	TA1718D5T	99193	7	4
MS35333-93	96906	77	25	TA1718D5T	99193	17	12
MS35337-103	96906	70	3	TA1718D5X	84971	22	7
MS35489-12	96906	7	16	TA1718D6X	84971	11	4
MS35489-1245	96906	22	9	TA1718D6X	84971	22	1
MS35489-20	96906	16	15	TS10013	91927	76	7
MS35489-66S	96906	22	8	TS10013	91927	88	57
MS35489-7	96906	7	14	TS10020	91927	76	8
MS35645-1	96906	37	1	TS10381	91927	76	10
MS900R4-15	96906	84	1	TWC151EC8	09023	93	8
M666000-4-0262	00624	17	15	TY42	59730	9	11
M666000-4-0560	00624	41	4	TY5	59730	23	3
M666000-6-0106	70128	41	9	X50T	78553	88	5
M666301-4-0154	00624	25	54	X50T	78553	88	23
M666301-6-0060	00624	41	1	YAEV2CL	09922	18	3
NAS1031A3	80205	54	5	YAEV2CL1	09922	18	2
NAS1031A4	80205	41	33	038054	00989	29	32
NAS10310A3	80205	41	34	1-2745-7-1	86768	36	9
NAS120C108108	80205	25	43	10-24NC2X3-8	86768	36	10
NAS120C108108	80205	25	75	10-24NC2X3-8	86768	36	10
NAS120C10888	80205	90	20	10-24TAP	82121	76	4
NAS430D3-16	80205	93	12	12-1836-1-4	86768	36	11
NAS620C4	80205	88	7	12-1836-1-4	86768	36	11
NAS620C6	80205	77	2	13206E4590-1	99193	77	6
NAS620C6	80205	88	1	13206E4593-1	99193	88	42
NAS620C6	80205	88	37	13206F4599-1	99193	77	5
ND15750-001	03611	88	40	13207C3748-1	99193	88	55
NF37001-001	03611	88	41	13207F3759	99193	26	31
NFT109-5	14655	93	6	13207F3768-2	99193	87	3
NFT116-3	09023	93	1	13207E3776-1	99193	53	2
QS200M28S	08484	90	3	13207E3781-1	99193	55	5
QS200M88S	08484	90	1	13207E3781-3	99193	55	3
SRX348LK	90484	16	5	13207E3781-7	99193	55	2
S1669CA	82121	76	5	13207E3781-9	99193	55	4
S8057AP114	99193	29	31	13207E3820-16	99193	16	7

SECTION V. INDEX-FEDERAL STOCK NUMBER AND REFERENCE NUMBER
CROSS-REFERENCE TO FIGURE AND ITEM NUMBER (Continued)

REFERENCE NO	MFG CODE	FIG NO	ITEM NO	REFERENCE NO	MFG CODE	FIG NO	ITEM NO
13207F3820-3	99193	18	1	376092	99193	57	3
13207E3820-5	99193	18	4	376094-40	99193	33	7
13207E3831-7	99193	37	2	376854	99193	41	29
13207E3833-2	99193	77	8	377427	99193	30	10
13207F3843-1	99193	77	7	378125	99193	17	7
13207F3845-1	99193	26	33	379353	99193	42	2
13207F3850-1	99193	88	39	379392-1	99193	47	4
13207F758-1	99193	25	52	399-503-9006	99193	17	55
13208E8945	99193	41	20	399-510-9001	99193	17	1
13208E8950-11	99193	1	4	399-543-9003	99193	17	40
13208F8950-5	99193	1	4	399-543-9014	99193	17	13
13208E8950-7	99193	1	4	399-545-9006	99193	17	27
13208F8950-9	99193	1	4	399-545-9007	99193	17	22
13208E8960-1	80684	90	7	40-26	91475	36	12
13208E8965-33	99193	90	2	451-0	90005	92	6
13208E8965-35	99193	90	1	46F8	09023	93	7
13208E8973-3	99193	90	4	473504	72619	89	2
13208E8973-5	99193	90	2	476491	72850	31	
13208E8976-5	99193	70	19	48329-1	70210	20	52
13208E8981-15	99193	70	25	48335-1	70210	20	43
13213F4440-5	99193	16	2	50227	81321	36	4
13213E4451-1	99193	88	61	51538	81321	36	8
13213E4451-1	99193	88	61	51538	81321	41	30
13213F4452-1	99193	53	5	561-501-9001	99193	56	11
13213E4452-2	99193	54	4	569807	90005	92	4
13213F4452-4	99193	54	2	583-509-9003	99193	17	30
13213E4452-6	99193	54	3	583-509-9004	99193	17	5
13213E4453-1	99193	16		583-609-9001	99193	17	20
13213E4471-1	99193	26	22	59FH428	56878	57	1
13213E4472-1	99193	26	13	59687	99193	50	8
13213E4474-1	99193	26	19	6-5	91475	36	16
13213F4478-1	99193	26	35	6-5	91475	36	17
13213E4480-1	99193	26	4	656-30V	72619	23	6
13213F4483-1	99193	26	18	65610S120V	24455	75	2
149E31G	35918	88	19	601000-1200140	00624	17	8
15-4	96452	36	14	6230120031	70763	93	3
151581	70210	48	7	655-533-9005	99193	7	6
152050	70210	47	11	692545-2	99193	30	7
18849-600	98625	53	3	692546-2	99193	30	4
21-26	91475	36	13	694004	99193	56	12
211-517-9013	99193	47	7	694524	99193	17	51
228HEX	72619	75	4	694527	99193	17	46
22L	72619	75	5	694528	99193	17	43
228KNR	72619	75	3	694569-1	99193	26	30
2516	83330	22	5	694569-1	99193	32	4
26405A	90005	92	5	694675	99193	17	48
26413	90005	92	2	694788-1	99193	17	37
26417A	90005	92	3	7024159001	70763	32	1
273824-2	99193	56	10	7024159001	70763	36	1
29-761	15605	88	58	7024268002B	70763	32	2
305164-1	99193	16	3	7024268002B	70763	32	3
305164-1	99193	90	26	7024268002B	70763	36	2
3110-444	51240	36	15	7024268002B	70763	36	3
337-501-9002	99193	26	28	7025812001	70763	93	5
370081	99193	56	9	73000	99193	29	182
370512-5	99193	17	28	74567-60	99193	50	1
370512-6	99193	17	16	75076-30	99193	33	
370515-4	99193	49	6	75099	70210	56	4
370516	99193	50	6	75153	99193	56	3
370854	99193	60	2	75281	99193	52	31
370899	99193	47	10	75341	99193	88	9
371959-1	99193	57	4	75404	70210	33	6
371959-2	99193	57	4	75436-9	99193	17	49
371959-3	99193	57	5	75725-2	99193	47	8
371959-4	99193	57	5	76078-31	99193	7	15
372593	99193	2	3	76149-1	99193	36	5
372844	99193	17	63	76149-1	99193	41	27
375018-3	99193	88	20	76483-2	99193	18	8
375033-1	99193	43	1	80-537	72619	75	1
375078	99193	60	3	8025-7	92541	50	13

SECTION V. INDEX-FEDERAL STOCK NUMBER AND REFERENCE NUMBER
CROSS-REFERENCE TO FIGURE AND ITEM NUMBER (Continued)

REFERENCE NO	MFG CODE	FIG NO	ITEM NO	REFERENCE NO	MFG CODE	FIG NO	ITEM NO
815-254-6	15605	88	56	950004-600095	70128	25	66
8151-2	75361	26	25	950004-600162	70128	25	65
8204-7Y	82121	76	1	950004-600210	70128	25	73
854616	03608	28	2	950004-600214	70128	25	70
854924	03608	28	1	950004-600280	70128	25	69
87521-5	70210	48	11	950004-600310	70128	25	71
904-1427	77308	41	6	950004-600330	70128	25	78
906-1427	86579	41	12	950012-6-0190	00624	25	48
914-1427	86579	41	14	950012-6-0294	00624	25	45
950004-4-0092	00624	25	36	95004-600294	70128	25	33

PARTS NOT ILLUSTRATED

STOCK NUMBER	PAGE NO	STOCK NUMBER	PAGE NO
2920-888-0591	23	5310-167-0834	31
4720-904-3279	16	5310-582-8167	14
4730-278-0381	22	6115-014-5049	31
5306-150-9221	28	6115-014-5521	26
5306-151-1426	22	6115-014-5631	31
5310-061-7326	22	6115-015-0279	5

REFERENCE NO	MFG CODE	PAGE NO	REFERENCE NO	MFG CODE	PAGE NO
AN3-5A	88044	7	TS10013	91927	27
AN3-5A	88044	28	TS10020	91927	26
AN3-6A	88044	7	TS10020	91927	26
AN4-6A	88044	22	TS10020	91927	26
AN507-1032-10	88044	25	TS10020	91927	27
AN775-6	88044	22	TS10020	91927	27
AN818-4	88044	9	TS10381	91927	26
AN936A716S	88044	27	TS10381	91927	26
AN960-10L	88044	28	TS10381	91927	27
AN960-10L	88044	31	TS10381	91927	27
MS20426A03-5	96906	14	YAEV2CL	09922	10
MS20819-4	96906	9	YAEV2CL1	09922	10
MS21044N3	96906	25	00000000	00000	28
MS21044N3	96906	25	1-2745-7-1	86768	18
MS21044N3	96906	28	10-24TAP	82121	26
MS21045-3	96906	22	13207E3781-5	99193	23
MS219190G12	96906	28	13207E3820-2	99193	7
MS250R1-1	96906	27	13207E3849-1	99193	16
MS25082-8	96906	27	13208E8950-1	99193	5
MS25190R2X38	96906	10	13208E8950-3	99193	5
MS25190R2X39	96906	10	13208E8965-31	99193	31
MS25213	96906	26	13208E8971-1	99193	31
MS77820-12	96906	17	13213E4453-5	99193	7
MS35690-612	96906	7	13213E4480-3	99193	14
NAS1031A4	80205	14	309GG3-855	86768	18
TA171RC10X	84971	7	310-3-3-855	86768	18
TA1718D12X	84971	25	31889	00779	31
TA1718D12X	84971	28	377869	99193	33
TA1718D2X	84971	7	450-0	90005	22
TA1718D5X	84971	7	59633-7	99193	22
TA1718D7X	84971	7	601002-6-0074	70128	16
TA1718D8X	84971	7	694675-1	99193	9
TS10013	91927	26	74896	99193	20
TS10013	91927	26	75821	70210	21
TS10013	91927	26	803202-1235	72619	26

By Order of the Secretary of the Army:

W. C. WESTMORELAND,
General, United States Army,
Chief of Staff.


Official:

KENNETH G. WICKHAM,
Major General, United States Army,
The Adjutant General.

Distribution:

To be distributed in accordance with DA Form 12-25, Sec IV (qty rqr Block #746), Organizational maintenance requirements for Generator Sets, 60 kw.

• U. S. GOVERNMENT PRINTING OFFICE: 1969 -242-451/ 5559



TM 5-6115-339-20P GENERATOR SET, GAS TURBINE ENGINE-1971