

TECHNICAL MANUAL

ORGANIZATIONAL, DIRECT SUPPORT,

AND GENERAL SUPPORT

MAINTENANCE REPAIR PARTS

AND SPECIAL TOOLS LISTS

(INCLUDING DEPOT MAINTENANCE

REPAIR PARTS AND SPECIAL TOOLS)

FOR

RADIO SET CONTROL AN/ GSA-7

(NSN 5820-00-543-1397)

HEADQUARTERS, DEPARTMENT OF THE ARMY

SEPTEMBER 1976

TECHNICAL MANUAL }
 No. 11-5820-274-24P }

HEADQUARTERS
 DEPARTMENT OF THE ARMY
 WASHINGTON, DC, 30 September 1976

**ORGANIZATIONAL, DIRECT SUPPORT, AND GENERAL SUPPORT
 MAINTENANCE REPAIR PARTS AND SPECIAL TOOLS LIST
 (INCLUDING DEPOT MAINTENANCE REPAIR PARTS AND SPECIAL TOOLS)
 FOR
 RADIO SET CONTROL AN/ GSA-7
 (NSN 5820-00-543-1397)**

Current as of 20 April 1976

REPORTING OF ERRORS

You can improve this manual by recommending improvements using DA Form 2028-2 (Test) located in the back of the manual. Simply tear out the self-addressed form, fill it out as shown on the sample, fold it where shown, and drop it in the mail.

If there are no blank DA Form 2028-2 (Test) in the back of *your* manual, use the standard DA Form 2028 (Recommended Changes to Publications and Blank Forms) and forward to the Commander, US Army Electronics Command, ATTN: DRSEL-MA-Q, Fort Monmouth, New Jersey 07703.

In either case a reply will be furnished direct to you.

Table of Contents

	Page	Illustration Figure
SECTION I. Introduction	1	
II. Repair parts list	5	
G ROUP 00 Radio Set Control AN/GSA-7	5	1
01 Chassis and panel assembly	7	2
0101 Front panel assembly	9	3
0102 Lower chassis assembly	11	4
010201 Lower chassis subassembly	15	5
0103 Upper chassis assembly	19	6
010301 Upper chassis subassembly	24	7
02 Cable assembly, power, electrical	27	8
03 Cable assembly, power, electrical	29	9
04 Cable assembly, SC-C-75348-2-101-8	31	10
05 Cable assembly SC-D-162340	33	11
06 Mounting MT-791/U or MT-791A/U (See TM 11-5805-295-14P for parts)		
99 Bulk materials	34	
SECTION III. Special tools list (Not applicable)		
SECTION IV. National stock number and part number index	35	

*This manual supersedes so much of TM 11-5135.15, 7 May 1958, including change 4, 12 May 1967, as pertains to repair parts and special tools lists.

SECTION I

INTRODUCTION

1. Scope

This manual lists repair parts and special tools required for performance of organizational, direct support, and general support maintenance of the AN/GSA-7.

2. General

This Repair Parts and Special Tools List is divided into the following sections:

a. Section II. Repair Parts List. A list of repair parts authorized for use in the performance of maintenance. The list also includes parts which must be removed for replacement of the authorized parts. Parts lists are composed of functional groups in ascending numerical sequence, with the parts in each group, listed in figure and item number sequence. Bulk materials are listed at end of Section II.

b. Section III. Special Tools List. Not applicable.

c. Section IV. National Stock Number and Part Number Index. A list, in ascending National item identification number (NIIN, last 9 digits) sequence, of all National stock numbers appearing in the listings, followed by a list, in alphabetic sequence, of all part numbers appearing in the listings. National stock number and part numbers are cross-referenced to each illustration figure **and** item number appearance.

3. Explanation of Columns

The following provides an explanation of columns found in the tabular listings:

a. Illustration. This column is divided as follows:

(1) *Figure number.* Indicates the figure number of the illustration in which the item is shown.

(2) *Item number.* The number used to identify each item called out in the illustration.

b. Source, Maintenance, and Recoverability Codes (SMR).

(1) *Source code.* Source codes are assigned to support items to indicate the manner of acquiring support items for maintenance, repair, or overhaul of end items. Source codes are entered in the first and second positions of the Uniform SMR Code format as follows:

Code	Definition
PA	Item procured and stocked for anticipated or known usage.

Code	Definition
XD	A support item that is not stocked. When required, item will be procured through normal supply channels.

NOTE

Cannibalization or salvage may be used as a source of supply for any items source coded above except those coded XA, XD, and aircraft support items as restricted by AR 700-42.

(2) *Maintenance code.* Maintenance codes are assigned to indicate the levels of maintenance authorized to USE and REPAIR support items. The maintenance codes are entered in the third and fourth positions of the Uniform SMR Code format as follows:

(a) The maintenance code entered in the third position will indicate the lower maintenance level authorized to remove, replace, and use the support item. The maintenance code entered in the third position will indicate one of the following levels of maintenance:

code	Application/Explanation
O-Support	item is removed, replaced, used at the organizational level.
F-Support	item is removed, replaced, used at the direct support level.

(b) The maintenance code entered in the fourth position indicates whether the item is to be repaired and identifies the lowest maintenance level with the capability to perform complete repair (i.e., all authorized maintenance functions). This position will contain one of the following maintenance codes:

code	Application/Explanation
F-The lowest	maintenance level capable of complete repair of the support item is the direct support level.
D-The lowest	maintenance level capable of complete repair of the support item is the depot level.
Z-Nonreparable.	No repair is authorized.

(3) *Recoverability code.* Recoverability codes are assigned to support items to indicate the disposition action on unserviceable items. The recoverability code is entered in the fifth position of the Uniform SMR Code format as follows:

Recoverability
codes

Definition

Z- Nonreparable item. When unserviceable, condemn and dispose at the level indicated in position 3.

F- Reparable item. When uneconomically repairable, condemn and dispose at the direct support level.

c. *National Stock Number*. Indicates the National stock number assigned to the item and will be used for requisitioning purposes.

d. *Part Number*. Indicates the primary number used by the manufacturer (individual, company, firm, corporation, or Government activity), which controls the design and characteristics of the item by means of its engineering drawings, specifications standards, and inspection requirements, to identify an item or range of items.

NOTE

When a stock numbered item is requisitioned, the repair part received may have a different part number than the part being replaced.

e. *Federal Supply Code for Manufacturer (FSCM)*. The FSCM is a 5-digit numeric code listed in SB 708-42 which is used to identify the manufacturer, distributor, or Government agency, etc.

f. *Description*. Indicates the Federal item name and, if required, a minimum description to identify the item.

g. *Unit of Measure (U/M)*. Indicates the standard of the basic quantity of the listed item as used in performing the actual maintenance function. This measure is expressed by a two-character alphabetical abbreviation (e.g., ea, in, pr, etc.). When the unit of measure differs from the unit of issue, the lowest unit of issue that will satisfy the required units of measure will be requisitioned.

h. *Quantity Incorporated in Unit*. Indicates the

quantity of the item used in the breakout shown on the illustration figure, which is prepared for a functional group, subfunctional group, or an assembly.

4. Special Information

The following publications pertain to the AN/GSA-7 and its components:

TM 11-5135-15, Radio Set Control AN/GSA-7

TM 11-5805-295-14P, Mountings MT-791/U and MT-791A/U

5. How to Locate Repair Parts

a. When National stock number or part number is unknown.

(1) *First*. Using the table of contents, determine the functional group within which the repair part belongs. This is necessary since illustrations are prepared for functional groups and listings are divided into the same groups.

(2) *Second*. Find the illustration covering the functional group to which the repair part belongs.

(3) *Third*. Identify the repair part on the illustration and note the illustration figure and item number of the repair part.

(4) *Fourth*. Using the Repair Parts Listing, find the figure and item number noted on the illustration.

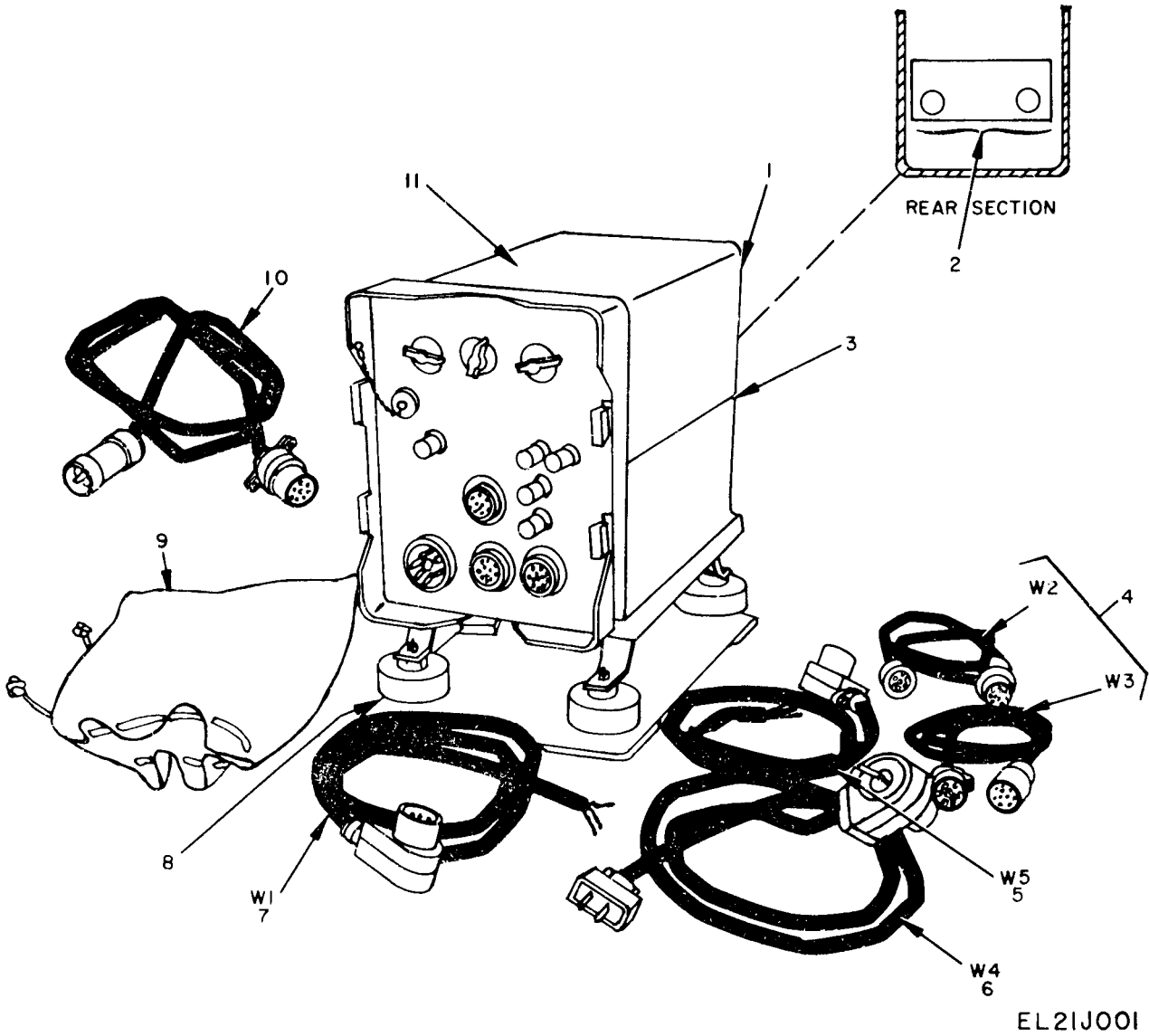
b. When National stock number or part number is known.

(1) *First*. Using the Index of National Stock Numbers and Part Numbers, find the pertinent National stock number or part number. The index is in ascending NIIN sequence followed by a list of part numbers in ascending alphameric sequence, cross-referenced to the illustration figure number and item number.

(2) *Second*. After finding the figure and item number, locate the figure and item number in the repair parts list.

6. Abbreviations

Not applicable.



EL21J001

Figure 1. Radio Set Control AN/GSA-7.

(1)	(2)	(3)	(4)	(5)	(6)	(7)	(8)
LUS (a) FIG NO	TIC (b) EM NO	SMR CODE	NATIONAL STOCK NUMBER	PART NUMBER	FSCM	DESCRIPTION	QTY INC IN UNIT
						USABLE ON CODE	/M
						GROUP 00 RADIO SET CONTROL AN/GSA-7	
1		DFZZ		3MD328353	10063	CASE	A 1
2		DFZZ		3MB328354	10063	PIN ASSEMBLY	A 6
3		DFZZ		3MB328355	10063	ROLL PIN	A 4
4		PAOFF	5995-00-578-7902	3CC75348-2-101-8	10063	CABLE ASSEMBLY , SPECIAL PURPOSE, ELECTRICAL	A 2
5		PAOFF	5995-00-578-6905	3CD162340	10063	CABLE ASSEMBLY , POWER, ELECTRICAL	A 1
5		PAOFF	5995-00-578-6907	3CDL328496	10063	CABLE ASSEMBLY , POWER, ELECTRICAL	A 1
7		PAOFF	5995-00-578-6906	3CD328498	10063	CABLE ASSEMBLY	A 1
3		WODD	5805-00-186-9464	WT-791/U	10058	MOUNTING OR	A 1
3		WODD	5805-00-186-9464	WT-791A/U	10058	MOUNTING	A 1
3		PAOZZ	3105-00-54 3-7837	A5725	15814	BAG , COTTON DUCK	A
0		PAOFF	5995-00-985-7561	CX7474U2-6	3005E	CABLE, ASSEMBLY, SPECIAL PURPOSE, ELECTRICAL	EA 1
1		DFZZ		3MC 328359	30063	CHASSIS AND PANEL ASSEMBLY	EA 1

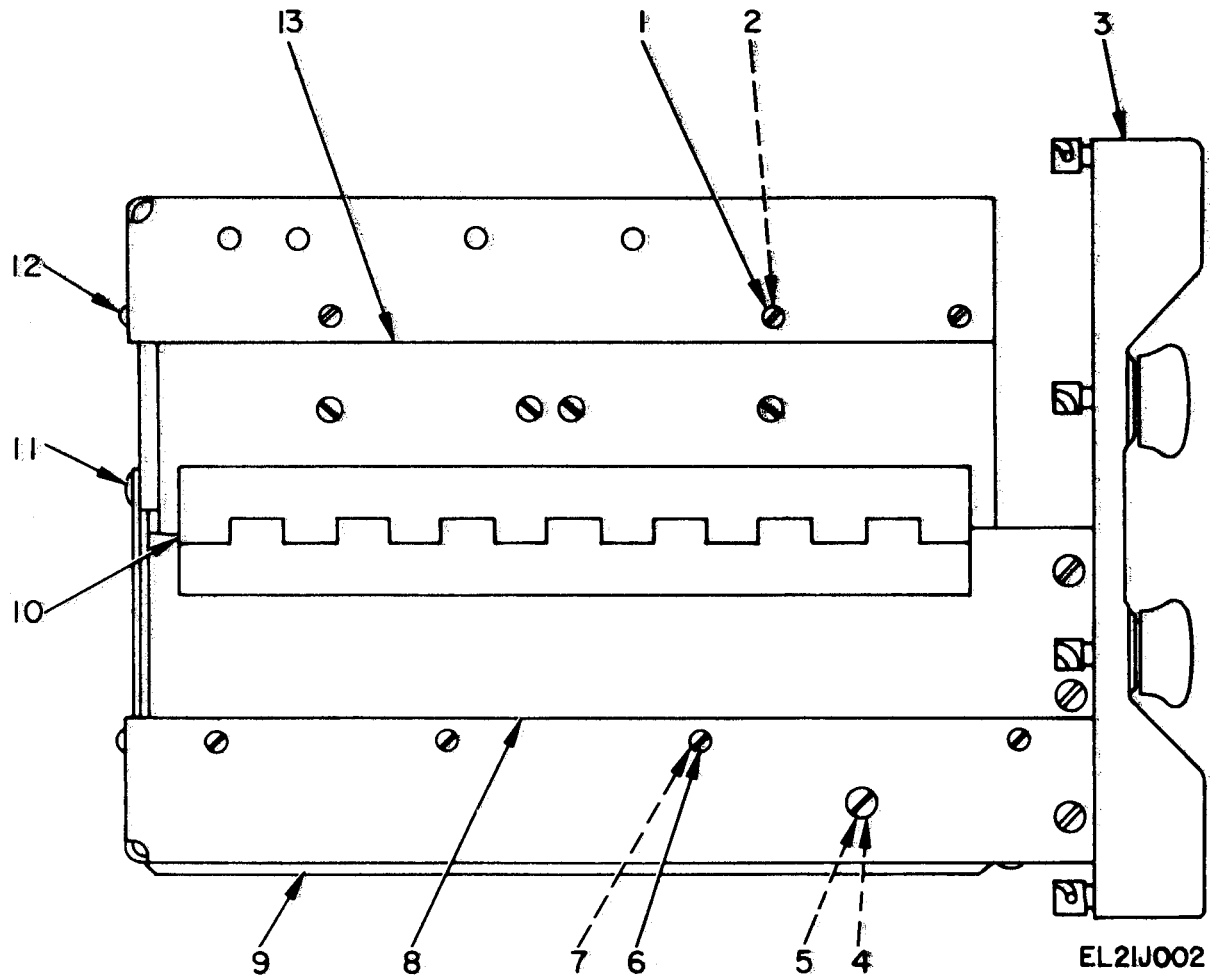
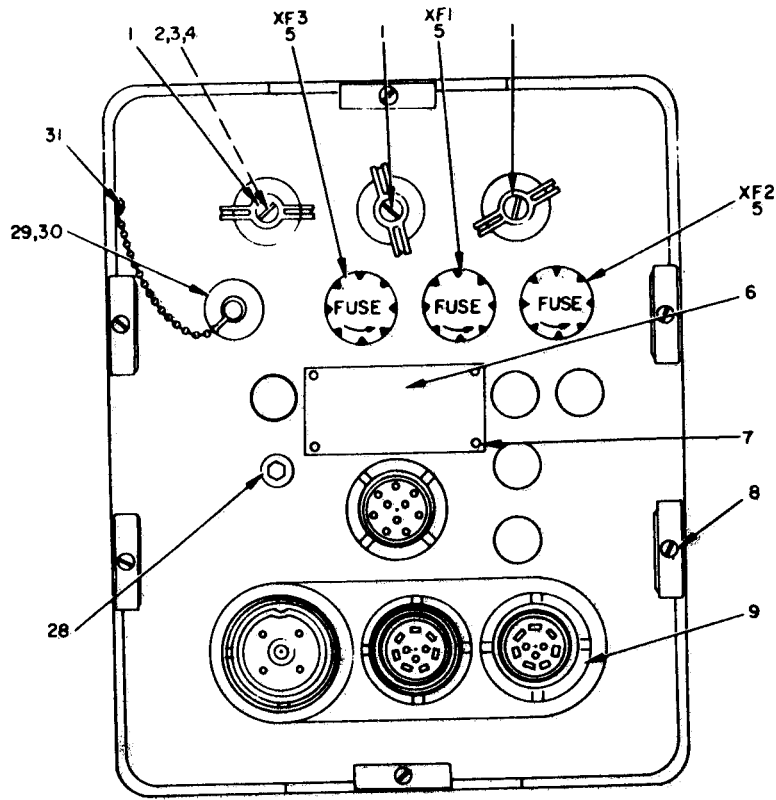
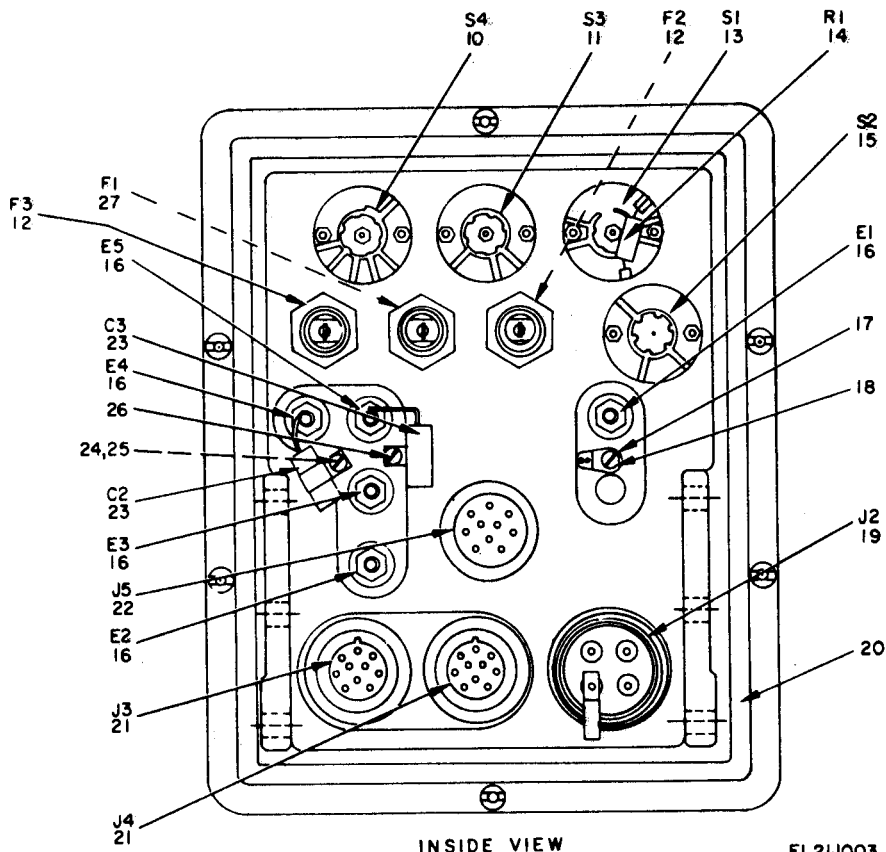


Figure 2. Chassis and Panel Assembly.

(1) ILLUSTRATION (a) FIG NO.		(2) DIM O.	(3) NATIONAL STOCK NUMBER	(4) PART NUMBER	(5) SCM	(6) DESCRIPTION	(7) UNABLE TO CODE	(8) QTY INC IN UNIT
						GROUP 01 CHASSIS AND PANEL ASSEMBLY		
2		FZZ		S35225-13	5906	SCREW, MACHINE		14
2		FZZ	310-00-655-9505	S35340-40	5906	WASHER, LOCK		12
2		FFF		MD328361	X063	FRONT PANEL ASSEMBLY		1
2		FZZ		MB328375	X063	SPACER		1
2		FZZ	310-00-193-7577	S35338-36	5906	WASHER, LOCK		1
2		FZZ	305-00-989-7434	S35207-263	5906	SCREW, MACHINE		4
2		FZZ	310-00-576-5752	S35333-39		WASHER, LOCK		4
2		OFF		MD328386	X063	LOWER CHASSIS ASSEMBLY		1
2		FZZ		MC328441	X063	COVER, BOTTOM		1
2		FZZ		MC328428-3	X063	PIN, HINGE		1
2		FZZ		MB328442	X063	SCREW, NYLON		2
2		FZZ		S35226-46	5906	SCREW, MACHINE		2
2		XOFFF		MD328443	X063	UPPER CHASSIS ASSEMBLY		1



FRONT VIEW

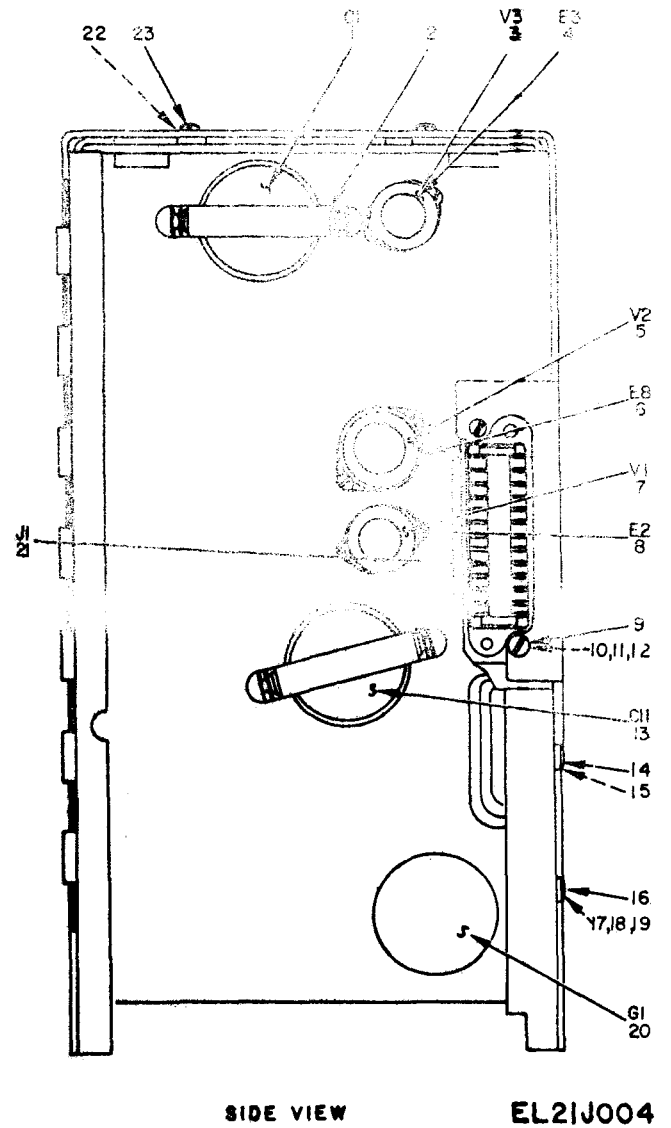
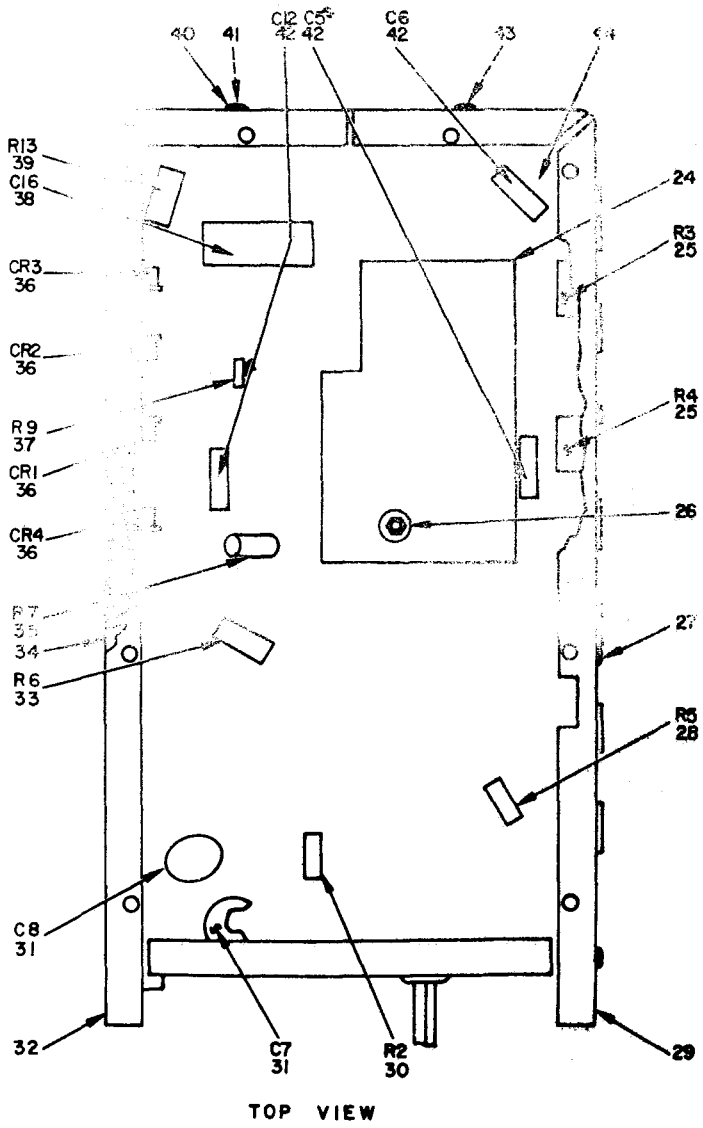


INSIDE VIEW

EL21J003

Figure 3. Front Panel Assembly.

(1) ILLUS FIG NO	(2) TION (b) TEM NO.	(3) SMR CODE	(4) NATIONAL STOCK NUMBER	(4) PART NUMBER	(5) FSCM	(6) DESCRIPTION USABLE ON CODE	(7) QTY INC IN UNIT
GROUP 0101 FRONT PANEL ASSEMBLY							
3		PAFZZ	5355-00-577-4084	SMC328371	80063	KNOB	3
3		XDFZZ		SMB328385	80063	SCREW, NYLON	3
3		XDFZZ	5310-00-595-7237	MS35333-42	81349	WASHER, LOCK	4
3		XDFZZ		SMB328383	80063	NUT, PLAIN, HEXAGON	3
3		PAFZZ	5920-00-952-9029	SMB328372	80063	FUSEHOLDER	3
3		XDFZZ		SMB328367	80063	PLATE, IDENTIFICATION	1
3		XDFZZ		SMB328368	80063	STUD, DRIVE	4
3		PAFZZ	5325-00-622-5254	SMB328365	80063	STUD, TURNLOCK FASTENER	6
3		XDFZZ		SMB328370	80063	COVER, ELECTRICAL CONNECTOR	1
3	1	PAFZZ	5930-00-577-0340	SMC328381	80063	SWITCH, ROTARY	1
3	1	PAFZZ	5930-00-583-2735	SMC328379	80063	SWITCH, ROTARY	1
3	1	PAOZZ	5920-00-794-3215	SMB328393	80063	FUSE, CARTRIDGE	1
3	1	PAFZZ	5930-00-583-2736	SMC328378	80063	SWITCH, ROTARY	1
3	1	PAFZZ	5905-00-299-2046	RC32GF152J	81349	RESISTOR, FIXED, COMPOSITION	1
3	1	PAFZZ	5930-00-583-2734	SMC328380	80063	SWITCH, ROTARY	1
3	1	PAFZZ	5940-00-283-5386	U106U	80058	POST, BINDING	5
3	1	XDFZZ	5940-00-159-1293	SC884361	80063	TERMINAL, LUG	1
3	1	XDFZZ		MS35225-24	96906	SCREW, MACHINE	1
3	1	PAFZZ	5935-00-201-3998	CS2020-1P	81349	CONNECTOR, RECEPTACLE, ELECTRICAL	1
3	2	XDFZZ		SMC328364	80063	GASKET, PANEL	1
3	2	PAFZZ	5935-00-583-8291	U126U	80058	CONNECTOR, RECEPTACLE, ELECTRICAL	2
3	2	PAFZZ	5935-00-549-2646	U79U	80058	CONNECTOR, RECEPTACLE, ELECTRICAL	1
3	2	XDFZZ		SMB328374	80063	CAPACITOR, FIXED, PAPER DIELECTRIC	2
3	2	XDFZZ	5310-00-198-3724	MS35337-41	96906	WASHER, LOCK	2
3	2	PAFZZ	5305-00-984-4982	MS35225-25	96906	SCREW, MACHINE	2
3	2	PAFZZ	5305-00-889-4989	MS35225-29	96906	SCREW, MACHINE	1
3	2	PAOZZ	5920-00-280-8342	FU26	80058	FUSE, CARTRIDGE	1
3	2	XDFZZ		SMB328366	80063	PLUG	1
3	2	XDFZZ		SMB329369	80063	BUSHING, SWITCH	1
3	3	PAFZZ	5999-00-523-1940	342006-5A1	75915	CAPACITOR, ELECTRICAL	1
3	3	XDFZZ	5310-00-543-2410	MS35338-40	96906	WASHER, LOCK	1

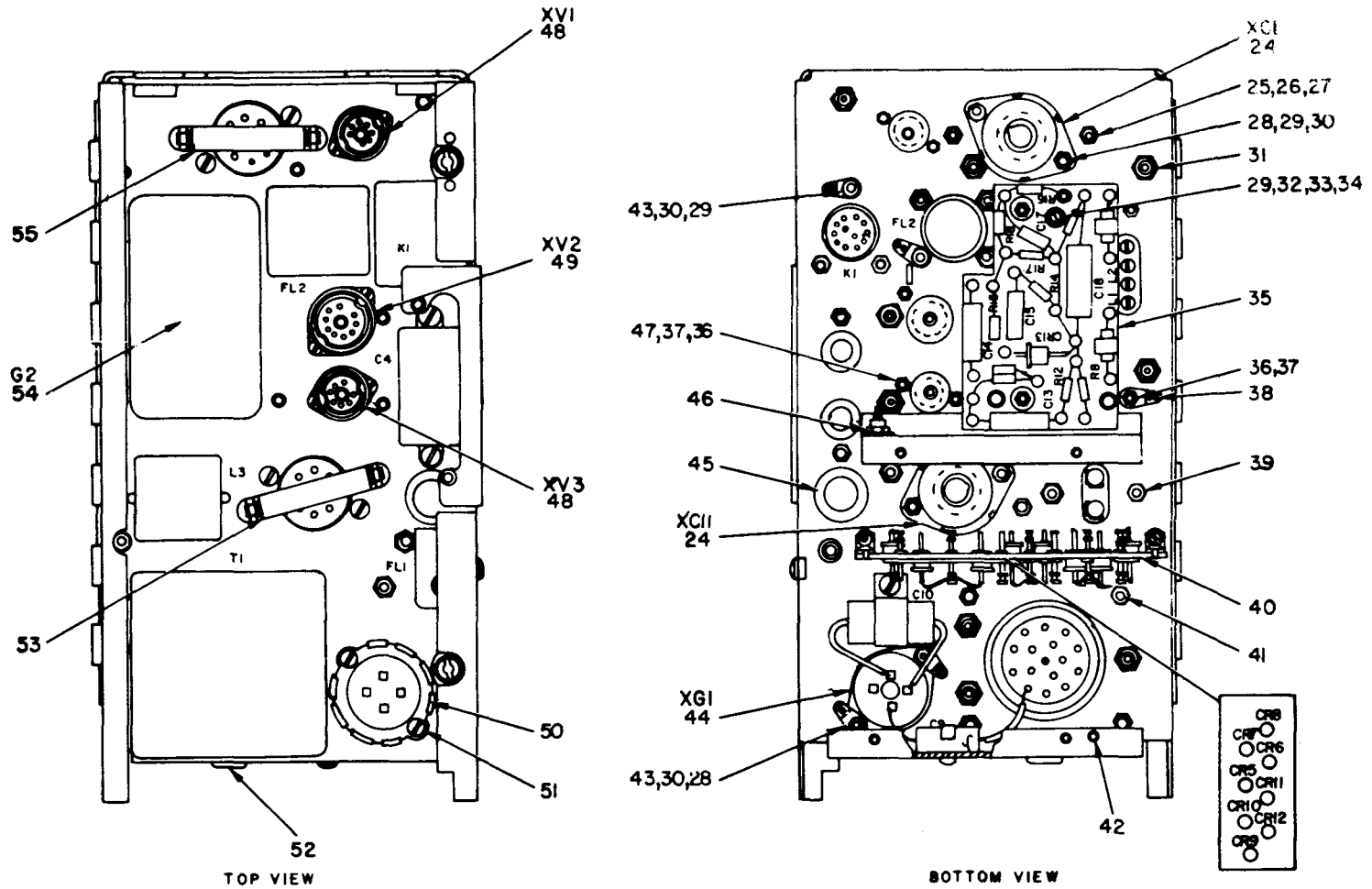


EL21J004

Figure 4. Lower Chassis Assembly.

(1) ILLUSTRATION		(2)	(3)	(4)	(5)	(6)	(7)	(8)
(a) FIG NO.	(b) ITEM NO.	SMR CODE	NATIONAL STOCK NUMBER	PART NUMBER	FSCM	DESCRIPTION	QTY INC IN UNIT	
						USABLE ON CODE		
						GROUP 0102 LOWER CHASSIS ASSEMBLY		
4	1	PAFZZ	5910-00-989-2210	CE51C501G		CAPACITOR , FIXED, ELECTROLYTIC		
4	2	XDFZZ		SMB328395-1		CLAMP, ELECTRICAL		
4	3	PAFZZ	5960-00-188-6593	5696		ELECTRON TUBE	1	
4	4	PAFZZ	5960-00-686-8119	MS24233-1		SHIELD, ELECTRON TUBE		
4	5	PAFZZ	5960-CJ-262-0210	5814A		ELECTRON TUBE		
4	6	PAFZZ	5960, 00-729-8150	MS24233-3		SHIELD, ELECTRON TUBE		
4	7	PAFZZ	5960-00-624-4718	OB2WA		ELECTRON TUBE		
4	8	PAFZZ	5960-00-685-8087	MS24233-5		SHIELD, ELECTRON TUBE		
4	9	XDFZZ		MS35241-27		SCREW, MACHINE		
4	10	XDFZZ		SMB328398		SPACER , PLUG		
4	11	XDFZZ	5310-00-198-3724	MS35337-41		WASHER , LOCK		
4	12	XDFZZ		SMB328383-2		NUT, PLAIN , HEXAGON		
4	13	XDFZZ		CE53C250M		CAPACITOR , FIXED, ELECTROLYTIC		
4	14	XDFZZ		MS35241-21		SCREW, MACHINE		
4	15	XDFZZ		SMB328396	8006	SPACER		
4	16	XDFZZ		MS35225-28		SCREW , MACHINE		
4	17	XDFZZ		MS35338-40		WASHER , LOCK		
4	18	XDFZZ		104-186L		WASHER , FLAT		
4	19	XDFZZ		102-1286		NUT, PLAIN, HEXAGON		
4	20	PAFZZ	6130-00-583-3693	SMB328394		VIBRATOR , INTERRUPTER		
4	21	PAFZZ	5935-00-201-3952	SMB328397-1	8006	CONNECTOR , RECEPTACLE, ELECTRICAL		
4	22	XDFZZ		MS35336-3	96906	WASHER, LOCK	4	
4	23	PAFZZ	5305 -00-889-2997	MS35225-15		SCREW, MACHINE		
4	24	XDFZZ		SMB328436	8006	TERMINAL BOARD	1	
4	25	PAFZZ	5905-00-256-0390	RC42GF681J		RESISTOR, FIXED, COMPOSITION		
4	26	XDFZZ		SMB328419-1	8006	STAND-OFF	2	
4	27	XDFZZ	5305-00-514-7506	MS35267-26		SCREW, MACHINE	2	
4	28	PAFZZ	5905-00-279-2654	RC32GF820J		RESISTOR, FIXED, COMPOSITION		
4	29	XDFZZ		SMC328387	8006	SUPPORT ASSEMBLY		
4	30	PAFZZ	5905-00-279-2553	RC32GF122J		RESISTOR, FIXED, COMPOSITION	1	
4	31			CK63Y103Z		CAPACITOR, FIXED, CERAMIC DIELECTRIC	2	
4	32	XDFZZ		SMC328388	8006	SUPPORT ASSEMBLY		
4	33	PAFZZ	5905-00-256-8352	RC42GF122J		RESISTOR, FIXED, COMPOSITION		
4	34	XDFZZ		SMC328435	8006	SUPPORT CHASSIS	1	
4	35	PAFZZ	5905-00-279-2629	RC32GF621J		RESISTOR, FIXED, COMPOSITION	1	
4	36	PAFZZ	5961-00-978-7660	1N540		SEMICONDUCTOR DEVICE, DIODE	4	
4	37	PAFZZ	5905-00-279-1869	RC20GF121K		RESISTOR, FIXED, COMPOSITION	1	
4	38	PAFZZ	5910-00-820-5114	CP05A1KC474K3		CAPACITOR, FIXED, PAPER DIELECTRIC	1	

(1) ILLUSTRATION		(2)	(3)	(4)	(5)	(6)	(7)	(8)
(a) FIG NO.	(b) TEM NO.	SMR CODE	NATI ONAL STOCK	PART		DESCRIPTION	USABLE ON CODE	QTY INC IN UNIT
4	39	PAFZZ	5905-00-279-1926	RC42GF241J	8134	RESISTOR, FIXED, COMPOSITION		A 1
4	40	XDFZZ		MS35241-50	9690	SCREW, MACHINE		A 1
4	41	XDFZZ		SMB328383-1	8006	NUT, PLAIN, HEXAGON		A 1
4	42	PAFZZ	5910-00-667-4868	CPO4A1RE103M	8134	CAPACITOR, FIXED, PAPER DIELECTRIC		A 3
4	43	XDFZZ	5310-00-045-3299	MS35338-42	9690	WASHER, LOCK		A 3
4	44	XDFFF		SMD328401	8006	LOWER CHASSIS SUBASSEMBLY		A 1



REF DES	ITEM NO	REF DES	ITEM NO	REF DES	ITEM NO	REF DES	ITEM NO	REF DES	ITEM NO	REF DES	ITEM NO
C4	1	C17	6	CR9	9	FL2	11	R10	16	R17	21
C9	2	C18	7	CR10	9	K1	12	R11	16	R18	21
C10	3	CR5	8	CR11	9	L1	13	R12	17	R19	22
C13	4	CR6	8	CR12	9	L2	13	R14	18	T1	23
C14	5	CR7	8	CR13	9	L3	14	R15	19		
C15	4	CR8	8	FL1	10	R8	15	R16	20		

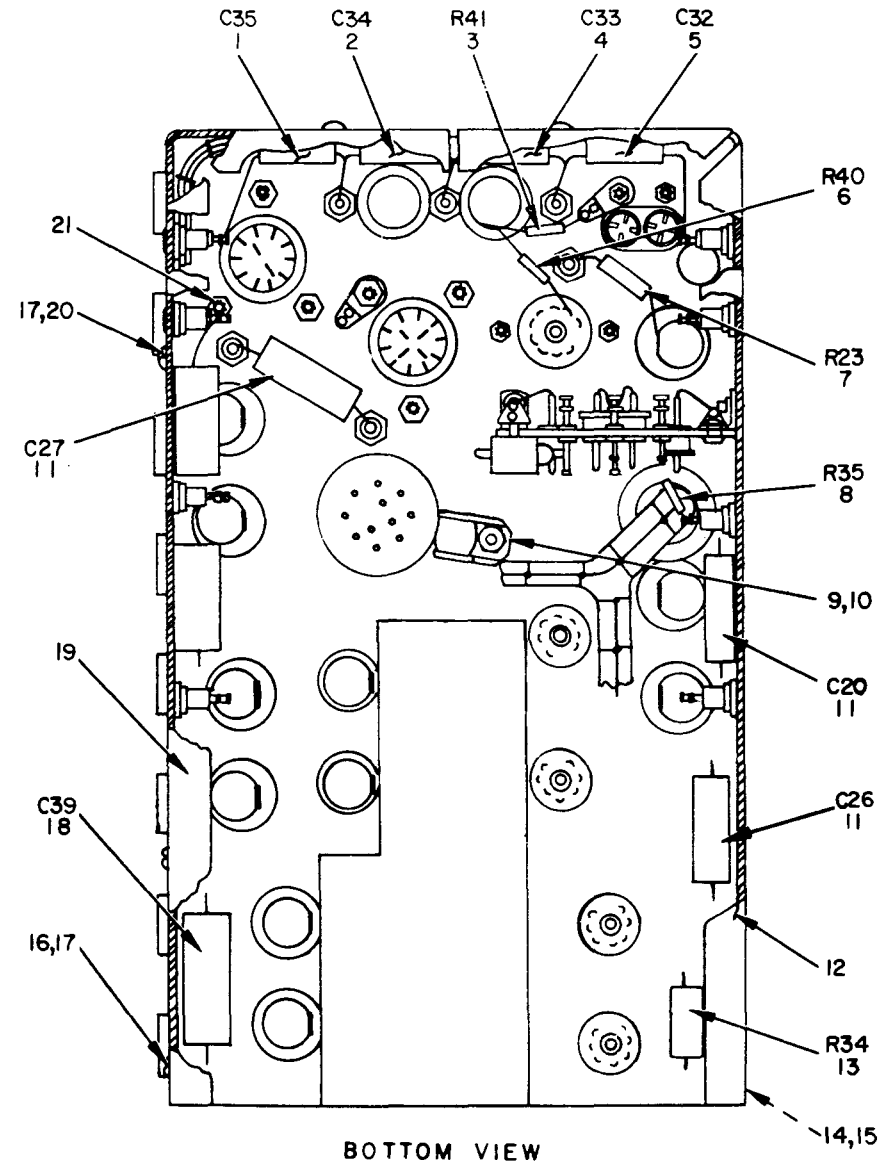
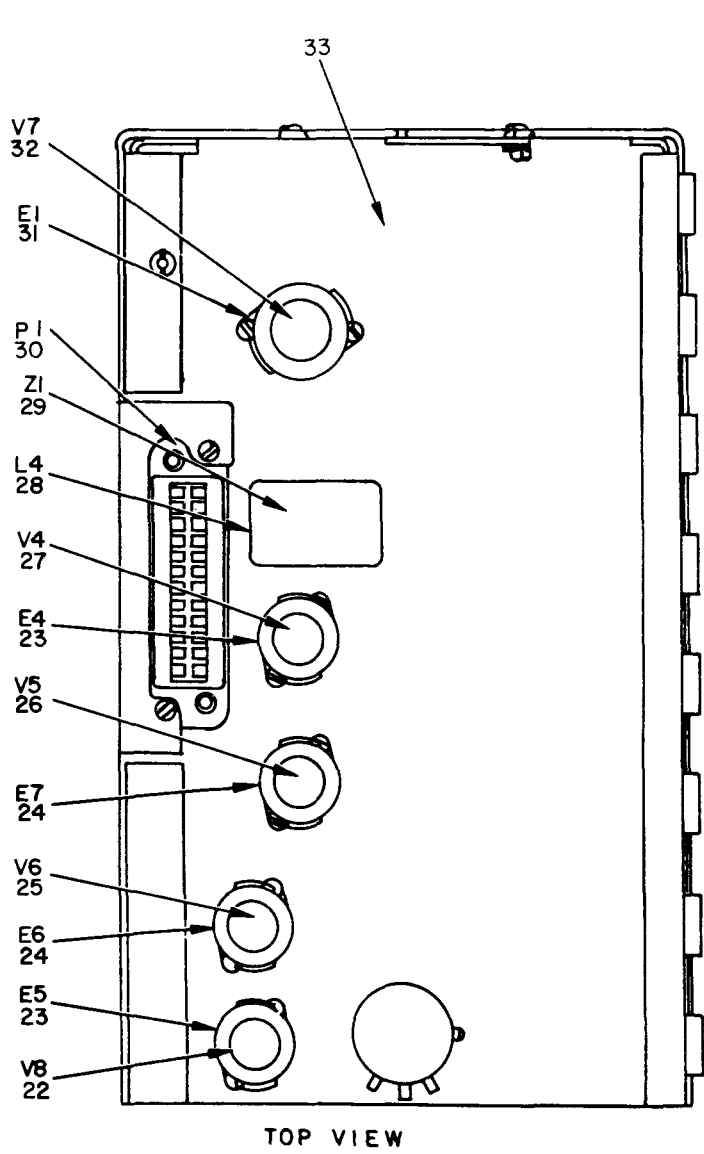
Figure 5. Lower Chassis Subassembly.

EL21J005

(1) ILLUSTRATION		(2)		(5)	(6)	(7)	(8)
(a) FIG NO.	(b) ITEM NO.	SMR CODE	NATIONAL STOCK NUMBER	PART NUMBER	FSCM	DESCRIPTION	QTY INC IN UNIT
						USABLE ON CODE	U/M
GROUP 010201 LOWER C HASSIS SUBASSEMBLY							
5	1	PAFZZ	591 0-00-620-4727	SMC328404	80063	CAPACITOR, FIXED, ELECTROLYTIC	EA 1
5	2	PAFZZ	5910-00-622-5249	SMB328406	80063	CAPACITOR, FIXED, PAPER DIELECTRIC	EA 1
5	3	XDFZZ		SMB328405	80063	CAPACITOR, FIXED, PAPER DIELECTRIC	EA 1
5	4	PAFZZ	5910-00-821-4702	CP04AIRE103M	81349	CAPACITOR, FIXED, PAPER DIELECTRIC	EA 2
5	5	PAFZZ	5910-00-819-5745	CP05A1KC473K3	81349	CAPACITOR, FIXED, PAPER DIELECTRIC	EA 1
5	6	PAFZZ	5910-00-984-8373	CM158101K	81349	CAPACITOR, FIXED, MICA DIELECTRIC	EA 1
5	7	PAFZZ	5910-00-818-9758	CP05A1KE224K3	81349	CAPACITOR, FIXED, PAPER DIELECTRIC	EA 1
5	8	PAFZZ	5961-00-978-7660	1N540	81349	SEMICONDUCTOR DEVICE, DIODE	EA 4
5	9	PAFZZ	5961-00-577-6214	1N538	81349	SEMICONDUCTOR DEVICE, DIODE	EA 5
5	10	PAFZZ	5915-00-583-4839	SMC328410	80063	FILTER, RADIO INTERFERENCE	EA 1
5	11	PAFZZ	5915-00-628-5186	SMD328408	80063	FILTER, BANDPASS	EA 1
5	12	PAFZZ	5945-00-583-7519	SMB328414	80063	RELAY, ARMATURE	EA 1
5	13	PAFZZ	5950-00-238-9439	SMB328392	80063	CHOKE, RADIO FREQUENCY	EA 2
5	14	PAFZZ	5950-00-583-4488	SMC328411	80063	REACTOR	EA 1
5	15	PAFZZ	5905-00-279-2514	RC20GF564J	31349	RESISTOR, FIXED, COMPOSITION	EA 1
5	16	PAFZZ	5905-00-192-3981	RC20GF124J	31349	RESISTOR, FIXED, COMPOSITION	EA 2
5	17	PAFZZ	5905-00-185-6946	EB4741	31121	RESISTOR, FIXED, COMPOSITION	EA 1
5	18	PAFZZ	5905-00-192-0649	RC20GF203J	31349	RESISTOR, FIXED, COMPOSITION	EA 1
5	19	PAFZZ	5905-00-192-0390	RC20GF105J	31349	RESISTOR, FIXED, COMPOSITION	EA 1
5	20	PAFZZ	5905-00-279-1881	RC20GF275J	31349	RESISTOR, FIXED, COMPOSITION	EA 1
5	21	PAFZZ	5905-00-190-8885	RC20GF225J	31349	RESISTOR, FIXED, COMPOSITION	EA 2
5	22	PAFZZ	5905-00-279-3504	RC20GF472J	31349	RESISTOR, FIXED, COMPOSITION	EA 1
5	23	PAFZZ	5950-00-622-1983	SMD328413	30063	TRANSFORMER, POWER, STEP DOWN	EA 1
5	24	PAFZZ	5935-00-063-5739	TS101P01	31349	SOCKET, ELECTRON TUBE	EA 2
5	25	XDFZZ		MS35225-43	76906	SCREW, MACHINE	EA 7
5	26	XDFZZ	5310-00-045-3299	MS35338-42	76906	WASHER, LOCK	EA 7
5	27	XDFZZ		SMB328383-1	30063	NUT, PLAIN, HEXAGON	EA 7
5	28	XDFZZ		102-12S6	11350	NUT, PLAIN, HEXAGON	EA 15
5	29	XDFZZ	5310-00-198-3724	MS35338-41	76906	WASHER, LOCK	EA 14
5	30	PAFZZ	5305-00-984-4988	MS35225-28	76906	SCREW, MACHINE	EA 8
5	31	XDFZZ	5940-00-926-0023	MS5940-8	78288	TERMINAL, STUD	EA 9
5	32	XDFZZ		MS35267-27	76906	SCREW, MACHINE	EA 3
5	33	XDFZZ		104-186I	11350	WASHER, FLAT	EA 3
5	34	XDFZZ		SMB328419-2	30063	STATUS OFF	EA 3
5	35	XDFZZ		SMB3284L2	30063	TERMINAL BOARD	EA 1
5	36	XDFZZ	5310-00-543-2410	MS35338-40	76906	WASHER, LOCK	EA 10
5	37	XDFZZ		SMB328383-2	30063	NUT, PLAIN, HEXAGON	EA 12
5	38	XDFZZ	5940-00-847-3138	SMB32837-1	30063	TERMINAL, LUG	EA 2
5	39	XDFZZ		102-9S6	11350	NUT, PLAIN, HEXAGON	EA 2

(1)		(2)	(3)	(4)	(5)	(6)	(8)
ILLUSTRATION		SMR CODE	NATIONAL STOCK NUMBER	PART NUMBER	FSCM	DESCRIPTION	QTY INC IN
(a) FIG NO.	(b) ITEM NO.						
5	40	XDFZZ		MB328409	1006	TERMINAL BOARD	1
5	41	XDFZZ		02-9 58	1135	NUT, PLAIN, HEXAGON	4
5	42	XDFZZ	1310-00-679-553	L440C	1638	NUT, PLAIN, CLINCH	15
5	43	XDFZZ		MB328377-2	1006	TERMINAL, LUG	4
5	44	PAFZZ	1935-00-129-308	MB328403	1006	SOCKET, ELECTRON TUBE	1
5	45	XDFZZ		MB328416-2	1006	GROMMET	1
5	46	XDFZZ		MB328417	1006	INSULATOR, FEEDTHRU	1
5	47	XDFZZ		S35225-15	1690	SCREW, MACHINE	6
5	48	PAFZZ	1935-00-686-995	S102P02	1134	SOCKET, ELECTRON TUBE	2
5	49	PAFZZ	1935-00-222-982	S103P01	1134	SOCKET, ELECTRON TUBE	1
5	50	XDFZZ		MB328415	1006	CLIP, VIBRATOR	1
5	51	XDFZZ		TYPE 1 STYLE 5S	1134	SCREW, MACHINE	2
5	52	XDFZZ		MB328416-3	1006	GROMMET, RUBBER	1
5	53	XDFZZ		MB328418GR1	1006	CLAMP ASSEMBLY	1
5	54	AFZZ	1805-00-581-975	MC 328407	1006	GENERATOR, RINGING, MACHINE	1
5	55	DFZZ		MB328418GR2		CLAMP ASSEMBLY	1

16/(17blank)

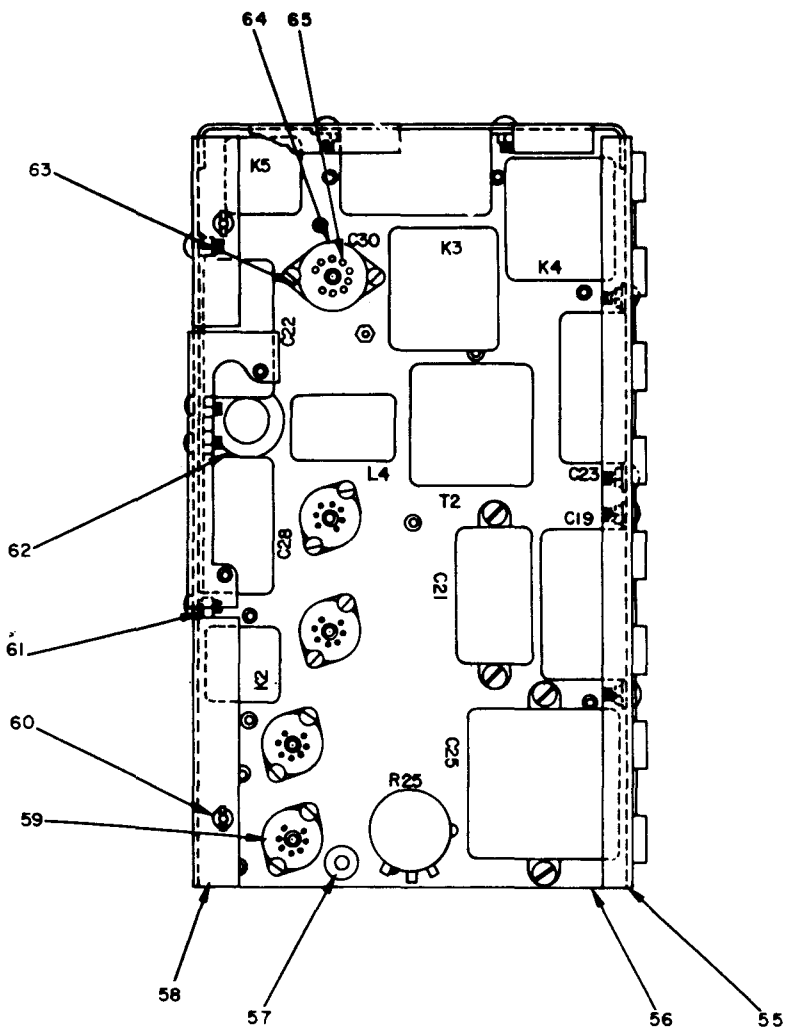


EL21J006

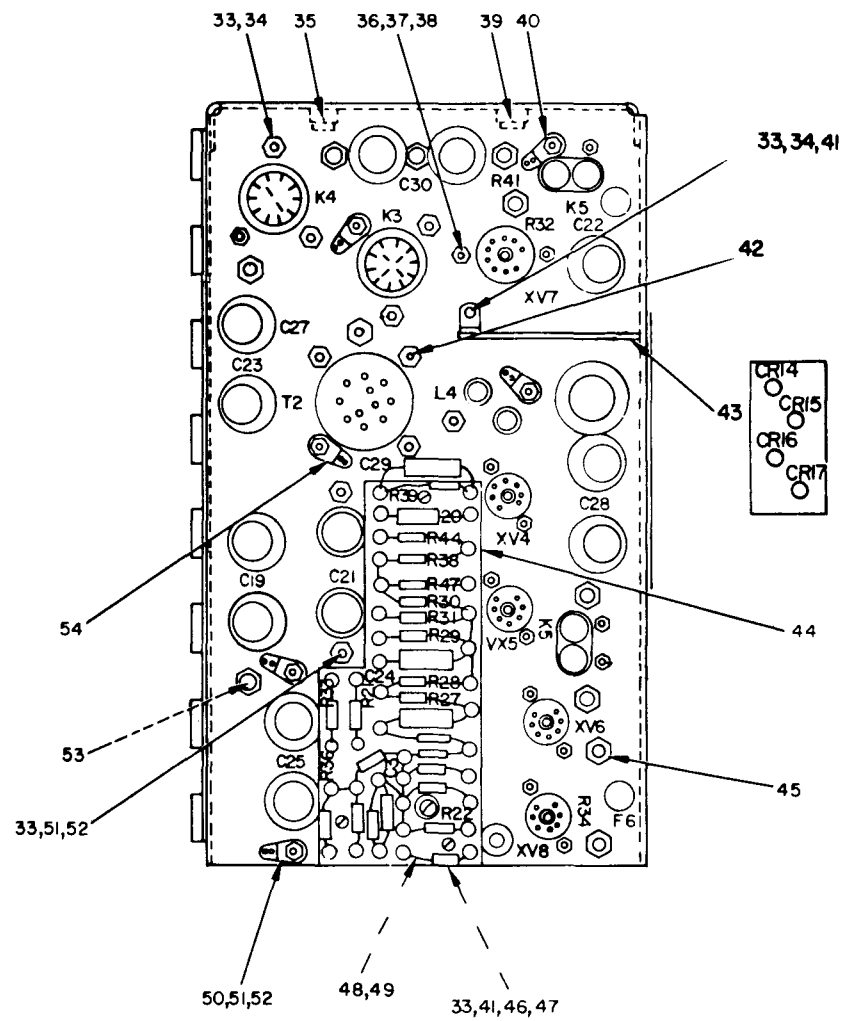
Figure 6. Upper Chassis Assembly.

(1) ILLUSTRATION		(2)	(3)	(4)	(5)	(6)	(7)	(8)
(a) FIG NO.	(b) NO.	SMR CODE	NATIONAL STOCK NUMBER	PART NUMBER	FSCM	DESCRIPTION	USABLE ON CODE	QTY INC IN UNI'
						GROUP 0103 UPPER CHASSIS ASSEMBLY		
6	1	XDFZZ		8489880	81349	CAPACITOR, FIXED, MICA DIELECTRIC	EA	1
6	2	XDFZZ		CM30F272JP3	81349	CAPACITOR, FIXED, MICA DIELECTRIC SELECT	EA	1
6	2	PAFZZ	591 0-00-802-0534	BMCS30D302J03	81349	CAPACITOR, FIXED, MICA DIELECTRIC SELECT	EA	1
6	2	PAFZZ	5910-00-060-6372	CM30F332J03	81349	CAPACITOR, FIXED, MICA DIELECTRIC SELECT	EA	1
6	2	XDFZZ		CM30E362F	84171	CAPACITOR, FIXED, MICA DIELECTRIC SELECT	EA	1
6	2	PAFZZ	5910-00-808-7006	CM35FD392J	81349	CAPACITOR, FIXED, MICA DIELECTRIC SELECT	EA	1
6	3	PAFZZ	5905-00-279-1876	RC20GF222J	81349	RESISTOR, FIXED, COMPOSITION	EA	1
6	4	XDFZZ		CM30E102JP3	81349	CAPACITOR, FIXED, MICA DIELECTRIC	EA	1
6	4	XDFZZ		CM30F112JP3	81349	CAPACITOR, FIXED, MICA DIELECTRIC SELECT	EA	1
6	4	XDFZZ		CM30F152JP3	81349	CAPACITOR, FIXED, MICA DIELECTRIC SELECT	EA	1
6	4	YDFZZ		CM30F182JP3	81349	CAPACITOR, FIXED, MICA DIELECTRIC SELECT	EA	1
6	4	PAFZZ	5910-00-951-8637	CM30F202JP3	81349	CAPACITOR, FIXED, MICA DIELECTRIC SELECT	EA	1
6	5	PAFZZ	5910-00-818-3290	CM35E103J03	81349	CAPACITOR, FIXED, MICA DIELECTRIC	EA	1
6	6	PAFZZ	5905-00-171-1999	RC20GF821J	81349	RESISTOR, FIXED, COMPOSITION	EA	1
6	7		5905-00-121-9861	RC32GF102K	81349	RESISTOR, FIXED, COMPOSITION	EA	1
6	8	PAFZZ	5905 -00-192-0649	RC20GF203J	81349	RESISTOR, FIXED, COMPOSITION	EA	1
6	9	XDFZZ		SMB328395-2	80063	CLAMP, ELECTRICAL	EA	1
6	10	XDFZZ		104-LS6L	81350	WASHER, FLAT	EA	1
6	11	PAFZZ	5910-00-818-9758	CPOS1KE224K3	81349	CAPACITOR, FIXED, PAPER DIELECTRIC	EA	3
6	12	XDFZZ		SMC328444	80063	SUPPORT ASSEMBLY	EA	1
6	13	PAFZZ	5905-00-185-6580	RC42GF71J	81349	RESISTOR, FIXED, COMPOSITION	EA	1
6	14	XDFZZ		MS35241-21	96906	SCREW, MACHINE	EA	4
6	15	XDFZZ		MS35336-3	96906	WASHER, LOCK	EA	4
6	16	XDFZZ		MS35225-13	96906	SCREW, MACHINE	EA	1
6	17	XDFZZ	5310-00-543-2410	MS35338-40	96906	WASHER, LOCK	EA	5
6	18	PAFZZ	5910-00-820-6114	CPO51K6474K3	81349	CAPACITOR, FIXED, PAPER DIELECTRIC	EA	1
6	19	XDFZZ		SMC328445	80063	SUPPORT ASSEMBLY	EA	1
6	20	XDFZZ		MS35225-15	96906	SCREW, MACHINE	EA	4
6	21	XDFZZ	5940-00-926 -0023	MS5940-8	08288	TERMINAL, STUD	EA	8
6	22	PAFZZ	5960-00-188-6593	5696	81349	ELECTRON TUBE	EA	1
6	23	PAFZZ	5960-00-686-8119	MS24233-1	96906	SHIELD, ELECTRON TUBE	EA	2
6	24	PAFZZ	5960-00-686-8085	MS24233-2	96906	SHIELD, ELECTRON TUBE	EA	2
6	25	XDFZZ		6C4	81349	ELECTRON TUBE	EA	1
6	26	PAFZZ	5960-00-262-0286	5651WA	81349	ELECTRON TUBE	EA	1
6	27	PAFZZ	5960-00-879-5079	5725	81349	ELECTRON TUBE	EA	1
6	28	XDFZZ		SMB328454	80063	COIL, OSCILLATOR, TANK	EA	1
6	29	PAFZZ	5820-00-621-7920	116A303737	70779	OSCILLATOR SUBASSEMBLY	EA	1
6	30	PAFZZ	5935-00-199-0269	SMC328397-2	80063	CONNECTOR, RECEPTACLE, ELECTRICAL	EA	1
6	31	PAFZZ	5960-00-686-8087	MS24233-5	96906	SHIELD, ELECTRON TUBE	EA	1

(1) ILLUSTRATION		(2) MR CODE	(3) NATIONAL STOCK NUMBER	(4) PART NUMBER	(5) FSCM	(6) DESCRIPTION USABLE ON CODE	(7) U/M	(8) QTY INC IN UNIT
(a) FIG NO.	(b) ITEM NO.							
6	3	ZZ	1960-00-262-0211	814A	1345	ELECTRON TUBE	EA	1
6	3	FF		MD328449	0063	UPPER CHASSIS SUBASSEMBLY	EA	1



TOP VIEW



BOTTOM VIEW

EL21J007

Figure 7. Upper Chassis Subassembly (Sheet 1 of 2).

REF. DES.	ITEM NO.	REF. DES.	ITEM NO.	REF. DES.	ITEM NO.
C19	1	R20	14	R45	26
C21	2	R21	15	R46	31
C22	3	R22	16	R47	19
C23	4	R24	17	T2	32
C24	5	R25	18		
C25	1	R26	19		
C28	6	R27	20		
C29	5	R28	21		
C30	1	R29	22		
C31	7	R30	23		
C38	5	R31	24		
CR14	8	R32	15		
CR15	8	R33	25		
CR16	8	R36	19		
CR17	8	R37	26		
F6	9	R38	27		
K2	10	R39	26		
K3	11	R42	28		
K4	12	R43	29		
K5	13	R44	30		

EL21J008

Figure 7. Upper Chassis Subassembly (Sheet 2 of 2).

SECTION II

ILLUS FIG NO.	TION (B) TEM NO.	SMR CODE	(3)	(4)	(5)	(6)	QTY INC IN UNIT
			NATIONAL STOCK NUMBER	PART NUMBER	FSCM	DESCRIPTION USABLE ON CODE	
GROUP 010301 UPPER CHASSIS SUB-ASSEMBLY							
7	1	PAFZZ	5910-00-187-1763	CP5581E8405K	81349	CAP AC ITOR, FIXED, PAPER DIELECTRIC	EA 3
7	2	PAFZZ	5910-00-620-4727	SMC328404	80063	CAP ACITOR, FIXED, EL ECTROLYTIC	EA 1
7	3	XDFZZ		CE61C250G	81349	CAPACITOR, F I X E D, ELECTROLYTIC	EA 1
7	4	XDFZZ		SMB328452	80063	CAP ACITOR, FIXED, PAPER DIELECTRIC	EA 1
7	5	PAFZZ	5910-00-821-4702	CP04A1RE103M	81349	CAP AC ITOR, F I X E D, PAPER DIELECTRIC	EA 1
7	6	XDFZZ		CE42C100R	81349	CAPACITOR, FIXED, ELECTROLYTIC	EA 1
7	7	PAFZZ	5910-00-984-8373	CMI58101K	81349	CAPACITOR, FIXED, MICA DIELECTRIC	EA 1
7	8	PAFZZ	5961-00-577-6214	1N538	81349	SE MICONDUCTOR DEVICE, DIODE	EA 4
7	9	PAFZZ	6240-00-295-1368	NE2A	81349	LAMP, GLOW	EA 1
7	10	PAFZZ	5945-00-583-8180	SMC328455	80063	RELAY, ARMATURE	EA 1
7	11	PAFZZ	5945-00-577-2923	SMB328458	80063	RELAY, ARMATURE	EA 1
7	12	PAFZZ	5945-00-583-7558	SMB328456	80063	RELAY, AR MATURE	EA 1
7	13	PAFZZ	5945-00-583-7514	SMC328457	80063	RELAY, ARMATURE	EA 1
7	14	PAFZZ	5905-00-279-2553	RC32GF122J	81349	RESISTOR, FIXED, COMPOSITION	EA 1
7	15	PAFZZ	5905-00-249-949 1	RC20GF274K	81349	RESISTOR, F I X E D, COMPOSITION	EA 2
7	16	PAFZZ	5905-00-171-2005	RC20GF471K	81349	RESISTOR, FIXED, COMPOSITION	EA 1
7	17	PAFZZ	5905-00-279-2519	RC20GF334J	81349	RES ISTOR, F I X E D, COMPOSIT I ON	EA 1
7	18	PAFZZ	5905-00-617-6484	RV4NSYSA505B	81349	RESISTOR, VARIABLE	EA 1
7	19	XDFZZ		RC20GF563J	81349	RESISTOR, FIXED, COM POS I T I ON	EA 3
7	20	PAFZZ	5905-00-279-1883	RC20GF335J	81349	RES ISTOR, F I X E D, COMPOSITION	EA 1
7	21	PAFZZ	5905-00-279-2514	RC20GF564J	81349	RESISTOR, FIXED, COMPOSITION	EA 1
7	22	PAFZZ	5905-00-110-0196	RC20GF102K	81349	RES ISTOR, F I X E D, COMPOSITION	EA 1
7	23	PAFZZ	5905-00-192-0660	RA4182	13499	RESISTOR, F I X E D, COMPOSITION	EA 1
7	24	PAFZZ	5905-00-279-3500	RC20GF183J	81349	RESISTOR, FIXED, COMPOSITION	EA 1
7	25	PAFZZ	5905-00-186-3008	RC20GF101K	81349	RESISTOR, F I X E D, COMPOSITION	EA 1
7	26	PAFZZ	5905-00-192-0390	E84741	01121	RESISTOR, FIXED, COMPOSITION	EA 3
7	27	PAFZZ	5905-00-279-1867	RC20GF114J	81349	RESISTOR, FIXED, COMPOSITION	EA 1
7	28	PAFZZ	5905-00-279-1881	RC20GF275J	81349	RESISTOR, FIXED, COMPOSITION	EA 1
7	29	PAFZZ	5905-00-192-0390	RC20GF105J	81349	RESISTOR, FIXED, COMPOSITION	EA 1
7	30	PAFZZ	5905-00-299-1971	RC20GF822J	81349	RESISTOR, FIXED, COMPOSITION	EA 1
7	31	PAFZZ	5905-00-279-3497	RC20GF393J	81349	RESISTOR, FIXED, COMPOSITION	EA 1
7	32	XDFZZ	5950-00-577-3063	SMD328459	80063	TRANJ FORM ER, AUDIO FREQUENCY	EA 1
7	33	XDFZZ	5310-00-198-3724	MS35337-41	96906	WASHER, LOCK	EA 9
7	34	XDFZZ		102-12S6	81350	NUT, PLAIN, HEXAGON	EA 7
7	35	XDFZZ		SMB328384	80063	NUT, PLAIN, CLINCH	EA 2
7	36	XDFZZ	5310-00-543-2410	MS35338-40	96906	WASHER, LOCK	EA 13
7	37	XDFZZ		SMB328383-2	80063	NUT, PLAIN, HEXAGON	EA 15
7	38	XDFZZ		MS35225-15	96906	SCREW, MACHINE	EA 10
7	39	XDFZZ	5310-00-679-5532	CL440C	46384	NUT, PLAIN, CLINCH	EA 8

ILLUSTRATION (a) FIG NO.	ITEM NO.	SMR CODE	(3) NATIONAL STOCK NUMBER	(4) PART NUMBER	(5) FSCM	(6) DESCRIPTION USABLE ON CODE	QTY INC IN UNIT
7	40	XDFZZ	940-00-847-313	MB328377-1	30063	TERMINAL, LUG	2
7	41	XDFZZ		MD328449	30063	SCREW, MACHINE	4
7	42	XDFZZ		02-956	31350	NUT, PLAIN, HEXAGON	6
7	43	XDFZZ		MB32 8463	30063	TERMINAL BOARD	1
7	44	XDFZZ		MC328468	30063	TERMINAL BOARD	1
7	45	XDFZZ	940-00-926-002	MB328420	30063	TERMINAL, STUD	11
7	46	XDFZZ		MB328419-2	30063	ST ANDOFF	3
7	47	XDFZZ		MB328467	30063	WASHER, INSULATOR	1
7	48	XDFZZ		MB328382	30063	WASHER, LOCK	1
7	49	XDFZZ		MB328383-3	30063	NUT, PLAIN, HEXAGON	1
7	50	XDFZZ		MB328377-3	30063	TERMINAL, LUG	2
7	51	XDFZZ		MB328383-1	30063	NUT, PLAIN, HEXAGON	6
7	52	XDFZZ		IS35225-43	76906	SCREW, MACHINE	14
7	53	XDFZZ	310-00-045-329	IS35338-42	76906	WASHER, LOCK	12
7	54	DFZZ		MB328377-2	30063	TERMINAL, LUG	3
7	55	DFZZ		MC32 8472	30063	SUP PORT, CHASSIS	1
7	56	DFZZ		MB328432	30063	BRACKET	1
7	57	DFZZ		MB328416-4	30063	GROMMET, RUBBER	1
7	58	DFZZ		MC328474	30063	SUPPORT, CHASSIS	1
7	59	AFZZ	935-00-222-982	S103P01	11349	SOCKET, ELECTRON TUBE	1
7	60	DFZZ		MB328422-1	30063	STUD, CAMLOC	2
7	61	DFZZ		04-158L	11350	WASHER, FLAT	7
7	62	DFZZ		MB328416-1	30063	GROMMET, RUBBER	1
7	63	KDFZZ		00-6S4-8	31350	SCREW, MACHINE	1
7	64	DFZZ		MD328478	80063	CLAMP, NEON TUBE	1
7	65	AFZZ	935-00-686-9955	TS102P02	81349	SOCKET, ELECTRON TUBE	2

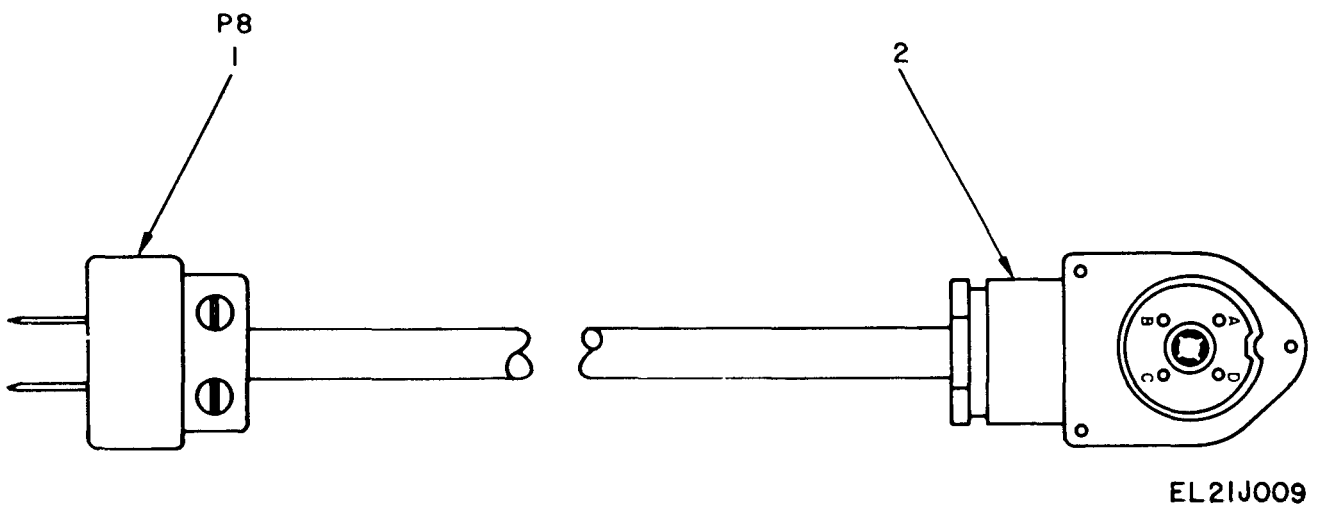


Figure 8. Cable Assembly, Power Electrical.

(1) ILLUSTRATION		(2) SMR CODE	(3) NATIONAL STOCK NUMBER	(4) PART NUMBER	(5) FSCM	(6) DESCRIPTION	(7) USA BLE ON CODE	(8) QTY INC IN UNIT
(a) FIG NO.	(b) ITEM NO.							
8	1	'AFZZ	5935 -00-552-4490	UP120M	1349	CONNECTOR, PLUG, ELECTRICAL		EA 1
8	2	'AFZZ	5935-00-201-3143	CS1320-1S425	1349	CONNECTOR, PLUG, ELECTRICAL		EA 1
						GROUP 02 CABLE ASSEMBLY, POWER, ELECTRICAL		

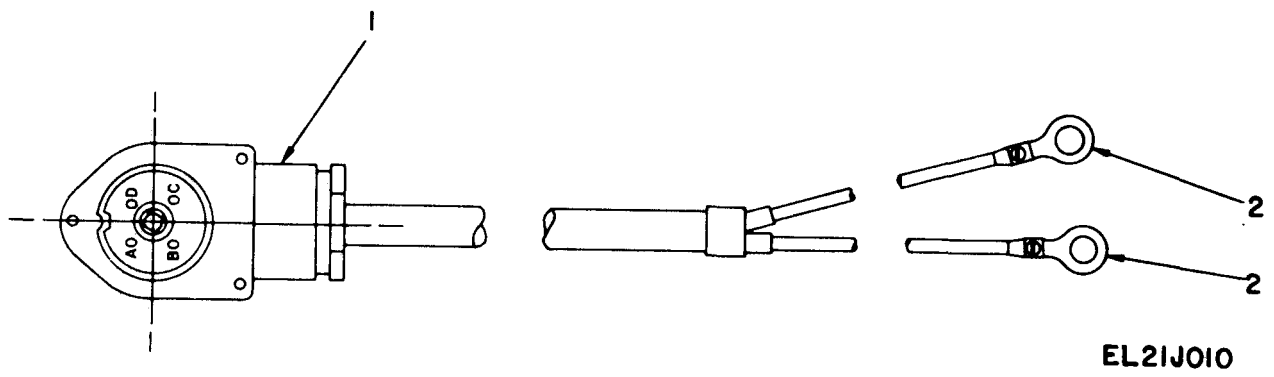


Figure 9. Cable Assembly, Power, Electrical.

(1)		(2)	(3)	(4)	(5)	(6)	(8)
LLUS	STIQ	SMR CODE	NATIONAL STOCK NUMBER	PART NUMBER	FSCM	DESCRIPTION	QTY INC IN UNIT
(a) FIG NO	(b) ITEM NO						
9	1	PAFZZ	1935-00-201 -3143	CS1320-1S425	11349	GROUP 03 CABLE ASSEMBLY, POWER, ELECTRICAL CONNECTOR, PLUG, ELECTRICAL	1
9	2	XDFZZ		SMB328480	30063	TERMINAL, LUG	2

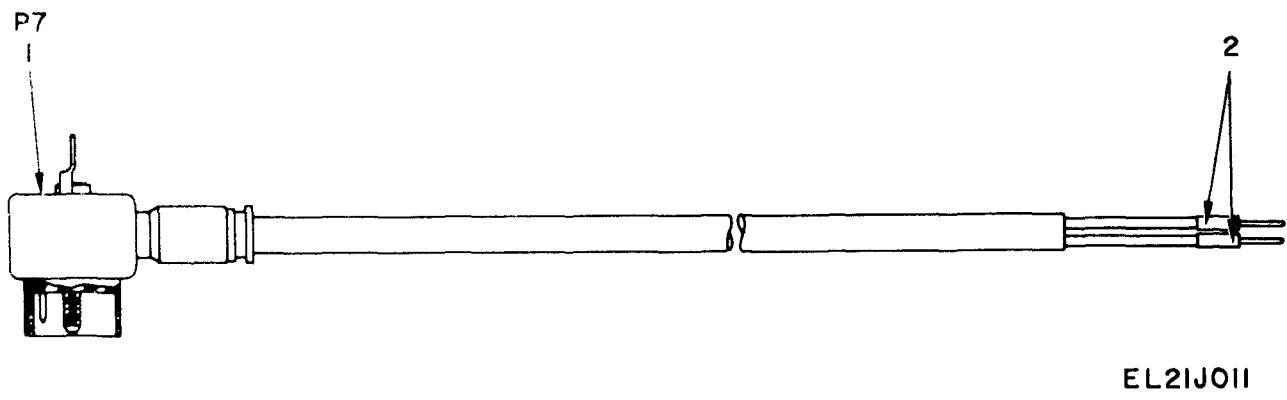
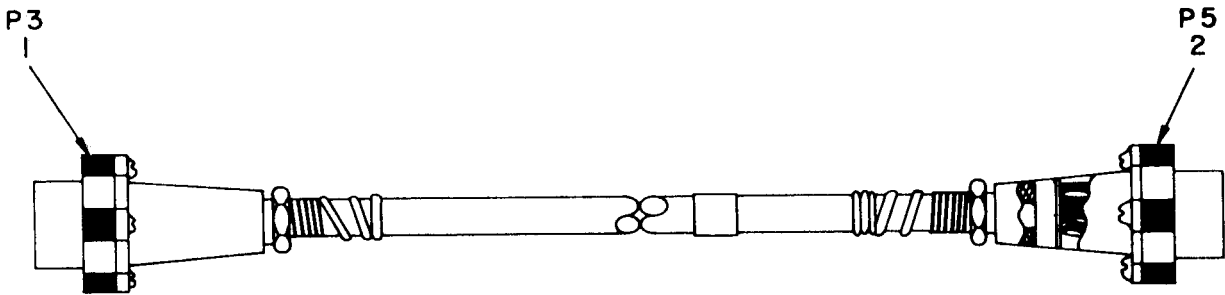


Figure 10. Cable Assembly SC-C-75348-2-101-8.

(1) ILLUSTRATION (a) FIG NO. (b) ITEM NO.		(2) SMR CODE	(3) NATIONAL STOCK NUMBER	(4) PART NUMBER	(5) FSCN	(6) DESCRIPTION USABLE ON CODE	(8) QTY INC IN UNIT
10	1	PAFZZ	5935-00-552-4120	UW132OMB17	31345	GROUP 04 CABLE ASSEMBLY SC-C-75348 -2-101-8 CONNECTOR, PLUG, ELECTRICAL	1
10	2	PAFZZ	5935-00-259-2545	108	83336	PLUG, TIP	2



EL21J012

Figure 11. Cable Assembly SC-D-162340.

(1) ILLUSTRATION (a) FIG NO.	(2) ION (b) ITEM NO.	(3) SMR CODE	(4) NATIONAL STOCK NUMBER	(5) PART NUMBER	(6) SCM	(7) DESCRIPTION USABLE ON CODE	(8) QTY INC IN JNL
						GROUP 05 CABLE ASSEMBLY SC-D-162340	
11	1	AFZZ	935- 00-283-288A	78U	005E	CON NECTOR, PLUG, ELECTR I CAL	
11	2	AFZZ	935-00- 283-295C	77U	005E	CONNECTOR, PLUG, ELECTRICAL	

(1)		(2)	(3)	(4)	(5)	(6)	(8)
LLUS (a) FIG NO.	TIOI (b) TEM NO.	SMR CODE	NATIONAL STOCK NUMBER	PART	FSCM	DESCRIPTION USABLE ON CODE	QTY INC IN UNIT
						GROUP 99 BULK MATERIALS	
BULK		'AFZZ	145- 00-164-8621	CO-02HGF2-18-0380	1348	CABLE,POWER,ELECTRICAL (FOR W5)	4
BULK		'AFZZ	145-00-220-9392	WM59AU	0058	CABLE, SPECIAL PURPOSE,ELECTRICAL (FOR CX-7474,U)	3
BULK		'AFZZ	145-00-284-0063	CO-02HGF2-16-0405	1349	CABLE,POWER,ELECTRICAL (FOR W1 AND W4)	15
BULK		'AFZZ	145-00- 542-6098	WM70BU	0058	CABLE,SPECIAL PURPOSE,ELECTRICAL (FOR W2 AND W3)	6

SECTION IV

NATIONAL STOCK NUMBER AND PART NUMBER INDEX

TM 11-5820-274-24P

NOTE: LATEST NATIONAL STOCK NUMBER AND PART NUMBER ASSIGNMENTS ARE INCLUDED AT END OF INDEX.

STOCK NUMBER	FIGURE NO.	ITEM NO.	STOCK NUMBER	FIGURE NO.	ITEM NO.
5310-00-045-3299	4	43			
5310-00-045-3299	5	26			
5310-00-045-3299	7	53			
5910-00-060-6372	6	2	5310-00-543-2410	5	36
5935-00-129-3081	5	44	5310-00-543-2410	6	17
5940-00-159-1293	3	17	5310-00-543-2410	7	36
5905-00-171-1999	6	6	5935-00-549-2646	3	22
5905-00-171-2005	7	16	5935-00-552-4120	10	1
5905-00-185-6580	6	13	5310-00-576-5752	2	7
5905-00-185-6946	5	17	5930-00-577-0340	3	10
5905-00-186-3008	7	25	5945-00-577-2923	7	11
5910-00-187-1763	7	1	5950-00-577-3063	7	32
5960-00-188-6593	4	3	5355-00-577-4084	3	1
5960-00-188-6593	6	22	5961-00-577-6214	5	9
5905-00-192-0390	5	19	5961-00-577-6214	7	8
5905-00-192-0390	7	26			
5905-00-192-0390	7	29	5805-00-581-9750	5	54
5905-00-192-0649	5	18	5930-00-583-2734	3	15
5905-00-192-0649	6	8	5930-00-583-2735	3	11
5905-00-192-0660	7	23	5930-00-583-2736	3	13
5310-00-193-7577	2	5	6130-00-583-3693	4	20
5310-00-198-3724	3	24	5950-00-583-4488	5	14
5310-00-198-3724	4	11	5915-00-583-4839	5	10
5310-00-198-3724	7	33	5945-00-583-7514	7	13
5935-00-201-3143	9	1	5945-00-583-7519	5	12
5935-00-201-3952	4	21	5945-00-583-7558	7	12
5935-00-201-3998	3	19	5945-00-583-8180	7	10
5935-00-222-9828	5	49	5935-00-583-8291	3	21
5935-00-222-9828	7	59	5310-00-595-7237	3	3
5950-00-238-9439	5	13	5905-00-617-6484	7	18
5905-00-249-9491	7	15	5910-00-620-4727	5	1
5905-00-256-0390	4	25	5910-00-620-4727	7	2
5905-00-256-8352	4	33	5820-00-621-7920	6	29
5935-00-259-2545	10	2	5950-00-622-1983	5	23
5960-00-262-0210	4	5	5910-00-622-5249	5	2
5960-00-262-0210	6	32	5325-00-622-5254	3	8
5960-00-262-0286	6	26	5960-00-624-4718	4	7
5905-00-279-1867	7	27	5915-00-628-5186	5	11
5905-00-279-1869	4	37	5310-00-655-9505	2	2
5905-00-279-1876	6	3	5310-00-679-5532	5	42
5905-00-279-1881	5	20	5310-00-679-5532	7	39
5905-00-279-1881	7	28	5960-00-686-8085	6	24
5905-00-279-1883	7	20	5960-00-686-8087	4	8
5905-00-279-1926	4	39	5960-00-686-6087	6	31
5905-00-279-2514	5	15	5960-00-686-8119	6	23
5905-00-279-2519	7	17	5910-00-802-0534	6	2
5905-00-279-2553	4	30	5910-00-818-3290	6	5
5905-00-279-2553	7	14	5910-00-818-9758	5	7
5905-00-279-2629	4	35	5910-00-818-9758	6	1
5905-00-279-2654	4	28	5910-00-819-5745	5	5
5905-00-279-3497	7	31	5910-00-820-6114	4	38
5905-00-279-3500	7	24	5910-00-820-6114	6	18
5905-00-279-3504	5	22	5940-00-847-3138	5	38
5920-00-280-8342	3	27	5940-00-847-3138	7	40
5935-00-283-2884	11	1	5960-00-879-5079	6	27
5935-00-283-2950	11	2	5940-00-926-0023	5	31
5940-00-283-5386	3	16	5940-00-926-0023	6	21
6240-00-295-1368	7	9	5940-00-926-0023	7	45
5905-00-299-1971	7	30	5961-00-978-7660	4	36
5905-00-299-2046	3	14	5961-00-978-7660	5	8
5305-00-514-7506	4	27	5910-00-989-2210	4	1
5999-00-523-1940	3	30	5305-00-989-7434	2	6
5310-00-543-2410	3	31			

PART NUMBER	FSCM	FIG. NO.	ITEM NO.	PART NUMBER	FSCM	FIG. NO.	ITEM NO.
A5725	15814	1	9				
BMCS30D302J03	81349	6	2	CM30EY02JP3	81349	6	4
CE42C100R	81349	7	6	CM30E362F	84171	6	2
CE51C501G	81349	4	1	CM30F112JP3	81349	6	4
CE53C250M	81349	4	13	CM30F152JP3	81349	6	4
CE61C250G	81349	7	3	CM30F182JP3	81349	6	4
CK63Y103Z	81349	4	31	CM30F202JP3	81349	6	4
CL440C	46384	5	42	CM30F272JP3	81349	6	2
CL440C	46384	7	39	CM30F332J03	81349	6	2
CM158101K	81349	5	6	CM35E103J03	81349	6	5
CM158101K	81349	7	7	CM35FD392J	81349	6	2

PART NUMBER	FSCM	FIG. NO.	ITEM NO.	PART NUMBER	FSCM	FIG. NO.	ITEM NO.
CPOSALKE224K3	81349	5	7	RC20GF335J	81349	7	20
CPOSALKE224K3	81349	6	11	RC20GF393J	81349	7	31
CPO4ALRE103M	81349	4	42	RC20GF471K	81349	7	16
CPO4ALRE103M	81349	5	4	RC20GF472J	81349	5	22
CPO4ALRE103M	81349	7	5	RC20GF563J	81349	7	19
CPO5A1KC473K3	81349	5	5	RC20GF564J	81349	5	15
CPO5A1KC474K3	81349	4	38	RC20GF564J	81349	7	21
CPO5A1KC474K3	81349	6	18	RC20GF821J	81349	6	6
CP55BLEB405K	81349	7	1	RC20GF822J	81349	7	30
CS1320-1S425	81349	8	2	RC32GF102K	81349	6	7
CS1320-1S425	81349	9	1	RC32GF122J	81349	4	30
CS2020-1P	81349	3	19	RC32GF122J	81349	7	14
CO-02HGF2-16-0405	81349	BULK		RC32GF152J	81349	3	14
EB4741	01121	5	17	RC32GF621J	81349	4	35
EB4741	01121	7	26	RC32GF820J	81349	4	28
FU26	80058	3	27	RC42GF122J	81349	4	33
MS24233-1	96906	6	23	RC42GF241J	81349	4	39
MS24233-2	96906	6	24	RC42GF471J	81349	6	13
MS24233-3	96906	4	6	RC42GF681J	81349	4	25
MS24233-5	96906	4	8	RV4NSYSA505B	81349	7	18
MS24233-5	96906	6	31	SCB84361	80063	3	17
MS35207-263	96906	2	6	SCC75348-2-101-8	80063	1	4
MS35225-13	96906	2	1	SCDL328496	80063	1	6
MS35225-13	96906	6	16	SCD162340	80063	1	5
MS35225-15	96906	4	23	SGD328498	80063	1	7
MS35225-15	96906	5	47	SMB328365	80063	3	8
MS35225-15	96906	6	20	SMB328366	80063	3	28
MS35225-15	96906	7	38	SMB328367	80063	3	6
MS35225-24	96906	3	18	SMB328368	80063	3	7
MS35225-25	96906	3	25	SMB328370	80063	3	9
MS35225-28	96906	4	16	SMB328372	80063	3	5
MS35225-28	96906	5	30	SMB328374	80063	3	23
MS35225-29	96906	3	26	SMB328375	80063	2	4
MS35225-43	96906	5	25	SMB328377-1	80063	5	38
MS35225-43	96906	7	52	SMB328377-1	80063	7	40
MS35226-46	96906	2	12	SMB328377-2	80063	5	43
MS35241-21	96906	4	14	SMB328377-2	80063	7	54
MS35241-21	96906	6	14	SMB328377-3	80063	7	50
MS35241-27	96906	4	9	SMB328382	80063	7	48
MS35241-50	96906	4	40	SMB328383	80063	3	4
MS35267-26	96906	4	27	SMB328383-1	80063	5	27
MS35267-27	96906	5	32	SMB328383-2	80063	4	12
MS35333-39	96906	2	7	SMB328383-2	80063	5	37
MS35333-42	81349	3	3	SMB328383-2	80063	7	37
MS35336-3	96906	4	22	SMB328383-3	80063	7	49
MS35336-3	96906	6	15	SMB328384	80063	7	35
MS35337-41	96906	3	24	SMB328385	80063	3	2
MS35337-41	96906	4	11	SMB328392	80063	5	13
MS35337-41	96906	7	33	SMB328393	80063	3	12
MS35338-36	96906	2	5	SMB328395-1	80063	4	2
MS35338-40	96906	3	31	SMB328395-2	80063	6	9
MS35338-40	96906	4	17	SMB328396	80063	4	15
MS35338-40	96906	5	36	SMB328398	80063	4	10
MS35338-40	96906	6	17	SMB328412	80063	5	35
MS35338-40	96906	7	36	SMB328403	80063	5	44
MS35338-42	96906	4	43	SMB328405	80063	5	3
MS35338-42	96906	5	26	SMB328406	80063	5	2
MS35338-42	96906	7	53	SMB328409	80063	5	40
MS35340-40	96906	2	2	SMB328414	80063	5	12
MS5940-8	08288	5	31	SMB328415	80063	5	50
MS5940-8	08288	6	21	SMB328416-1	80063	7	62
NE2A	81349	7	9	SMB328416-2	80063	5	45
RA41 82	13499	7	23	SMB328416-3	80063	5	52
RC20GF101K	81349	7	25	SMB328416-4	80063	7	57
RC20GF102K	81349	7	22	SMB328417	80063	5	46
RC20GF105J	81349	5	19	SMB328418GR1	80063	5	53
RC20GF105J	81349	7	29	SMB328418GR2	80063	5	55
RC20GF114J	81349	7	27	SMB328419-1	80063	4	26
RC20GF121 K	81349	4	37	SMB328419-2	80063	5	34
RC20GF124J	81349	5	16	SMB328419-2	80063	7	46
RC20GF183J	81349	7	24	SMB328420	80063	7	45
RC20GF203J	81349	5	18	SMB328422-1	80063	7	60
RC20GF203J	81349	6	8	SMB328432	80063	7	56
RC20GF222J	81349	6	3	SMB328436	80063	4	24
RC20GF225J	81349	5	21	SMB328442	80063	2	11
RC20GF274K	81349	7	15	SMB328452	80063	7	4
RC20GF275J	81349	5	20	SMB328454	80063	6	28
RC20GF275J	81349	7	28	SMB328456	80063	7	12
RC20GF334J	81349	7	17	SMB328458	80063	7	11

PART NUMBER	FSCM	FIG. NO.	ITEM NO.	PART NUMBER	FSCM	FIG. NO.	ITEM NO.
SMB328463	80063	7	43	TS101P01	81349	5	24
SMB328467	80063	7	47	TS102P02	81349	5	48
SMB328480	80063	9	2	TS103P01	81349	5	49
SMB329369	80063	3	29	TS103P01	81349	7	59
SMC328359	80063	1	11	TYPE1STYLE5S	81349	5	51
SMC328364	80063	3	20	UP12QM	81349	8	1
SMC328371	80063	3	1	UW132OMB17	81349	10	1
SMC328378	80063	3	13	U106U	80058	3	16
SMC328379	80063	3	11	U126U	80058	3	21
SMC328380	80063	3	15	U77U	80058	11	2
SMC328381	80063	3	10	U78U	80058	11	1
SMC328387	80063	4	29	U79U	80058	3	22
SMC328394	80063	4	20	WM59AU	80058	BULK	
SMC328397-1	80063	4	21	WM70BU	80058	BULK	
SMC328397-2	80063	6	30	OB2WA	81349	4	7
SMC328404	80063	5	1	1N538	81349	5	9
SMC328404	80063	7	2	1N538	81349	7	8
SMC328407	80063	5	54	1N540	81349	4	36
SMC328410	80063	5	10	1N540	81349	5	8
SMC328411	80063	5	14	102-12S6	81350	4	19
SMC328428-3	80063	2	10	102-12S6	81350	7	34
SMC328435	80063	4	34	102-12S6	81350	5	28
SMC328441	80063	2	9	102-9S6	81350	5	39
SMC328444	80063	6	12	102-9S6	81350	7	42
SMC328445	80063	6	19	102-9S8	81350	5	41
SMC328455	80063	7	10	104-1S6L	81350	4	18
SMC328457	80063	7	13	104-1S6L	81350	6	10
SMC328468	80063	7	44	104-1S6L	81350	5	33
SMC328472	80063	7	55	104-1S8L	81350	7	61
SMC328474	80063	7	58	108	83330	10	2
SMC328483	80063	1	7	116A303737	70779	6	29
SMD328353	80063	1	1	342066-5A1	75915	3	30
SMD328361	80063	2	3	6561WA	81349	6	26
SMD328386	80063	2	8	5696	81349	4	3
SMD328408	80063	5	11	5696	81349	6	22
SMD328413	80063	5	23	5725	81349	6	27
SMD328443	80063	2	13	5814A	81349	4	5
SMD328449	80063	6	33	5814A	81349	6	32
SMD328449	80063	7	41	604	81349	6	25
SMD328459	80063	7	32	8489880	81349	6	1

LATEST NATIONAL STOCK NUMBER AND PART NUMBER ASSIGNMENTS

STOCK NUMBER	FIG. NO.	ITEM NO.	STOCK NUMBER	FIG. NO.	ITEM NO.		
5935-00-063-5789	5	24	5995-00-578-7902	1	4		
5905-00-110-0196	7	22	5910-00-667-4888	4	42		
5905-00-121-9861	6	7	5960-00-686-8119	4	4		
6145-00-164-8621	BULK		5935-00-686-9955	7	65		
5805-00-186-9464	1	8	5920-00-794-3215	3	12		
5905-00-190-8885	5	21	5910-00-808-7006	6	21		
5905-00-192-3981	5	16	5910-00-821-4702	5	4		
5310-00-198-3724	5	29	5910-00-821-4702	7	5		
5935-00-199-0269	6	30	5305-00-889-2997	4	23		
5935-00-201-3143	8	2	5305-00-889-4989	3	26		
6145-00-220-9392	BULK		5910-00-951-8637	6	4		
6145-00-284-0063	BULK		5920-00-952-9029	3	5		
5935-00-552-4490	8	1	5305-00-984-4982	3	25		
6145-00-542-6098	BULK		5305-00-984-4988	5	30		
8105-00-543-7837	1	9	5910-00-984-8373	5	6		
5995-00-578-6905	1	5	5910-00-984-8373	7	7		
5995-00-578-6906	1	7	5995-00-985-7561	1	10		
5995-00-578-6907	1	6					
PART NUMBER	FSCM	FIG. NO.	ITEM NO.	PART NUMBER	FSCM	FIG. NO.	ITEM NO.
CO-02RGP2-18-0380	81349	BULK					
CT7474U2-6	80058	1	10	SMB328383-1	80063	4	41
MS24233-1	96906	4	4	SMB328383-1	80063	7	51
MS35338-41	96906	5	29	SMB328478	80063	7	64
MT-791/U	80058	1	8	SMC328388	80063	4	32
MT-791A/U	80058	1	8	SMD328401	80063	4	44
SMB328354	80063	1	2	TS102P02	81349	7	65
SMB328355	80063	1	3	100-6S4-8	81350	7	63



SOMETHING WRONG WITH THIS MANUAL?

THEN... JOT DOWN THE DOPE ABOUT IT ON THIS FORM, TEAR IT OUT, FOLD IT AND DROP IT IN THE MAIL!

FROM: (YOUR UNIT'S COMPLETE ADDRESS)

Commander
 Stateside Army Depot
 ATTN: AMSTA-US
 Stateside, N.J. 07703

DATE 10 July 1975

PUBLICATION NUMBER

TM 11-5840-340-12

DATE

23 Jan 74

TITLE

Radar Set AN/SPS-76

BE EXACT... PIN-POINT WHERE IT IS

IN THIS SPACE TELL WHAT IS WRONG AND WHAT SHOULD BE DONE ABOUT IT:

PAGE NO.	PARA-GRAPH	FIGURE NO.	TABLE NO.
2-25	2-28		
3-10	3-3		3-1
5-6	5-8		
		FO3	

Recommend that the installation antenna alignment procedure be changed throughout to specify a 2° IFF antenna lag rather than 1°.

REASON: Experience has shown that with only a 1° lag, the antenna servo system is too sensitive to wind gusting in excess of 20 knots, and has a tendency to rapidly accelerate and decelerate as it hunts, causing strain to the drive train. Hunting is minimized by adjusting the lag to 2° without degradation of operation.

Item 5, Function column. Change "2 db" to "3db."

REASON: The adjustment procedure for the TRANS POWER FAULT indicator calls for a 3 db (500 watts) adjustment to light the TRANS POWER FAULT indicator.

Add new step f.1 to read, "Replace cover plate removed in step e.1, above."

REASON: To replace the cover plate.

Zone C 3. On J1-2, change "+24 VDC to "+5 VDC."

REASON: This is the output line of the 5 VDC power supply. + 24 VDC is the input voltage.

TEAR ALONG DOTTED LINE

TYPED NAME, GRADE OR TITLE, AND TELEPHONE NUMBER

SSG I. M. DeSpirito 999-1776

SIGN HERE:

SSG I. M. DeSpirito

DA FORM 2028-2 (TEST) 1 AUG 74

P.S.--IF YOUR OUTFIT WANTS TO KNOW ABOUT YOUR MANUAL "FIND" MAKE A CARBON COPY OF THIS AND GIVE IT TO YOUR HEADQUARTERS.

HISA 1686-75



SOMETHING WRONG WITH THIS MANUAL?

THEN... JOT DOWN THE DOPE ABOUT IT ON THIS FORM, TEAR IT OUT, FOLD IT AND DROP IT IN THE MAIL!

FROM: (YOUR UNIT'S COMPLETE ADDRESS)

DATE

PUBLICATION NUMBER

DATE

TITLE

BE EXACT. . . PIN-POINT WHERE IT IS

IN THIS SPACE TELL WHAT IS WRONG AND WHAT SHOULD BE DONE ABOUT IT:

PAGE NO.	PARA-GRAPH	FIGURE NO.	TABLE NO.

IN THIS SPACE TELL WHAT IS WRONG AND WHAT SHOULD BE DONE ABOUT IT:

TEAR ALONG DOTTED LINE

TYPED NAME, GRADE OR TITLE, AND TELEPHONE NUMBER

SIGN HERE:

FILL IN YOUR
UNIT'S ADDRESS

FOLD BACK

DEPARTMENT OF THE ARMY

OFFICIAL BUSINESS

Commander
US Army Electronics Command
ATTN: DRSEL-MA-Q
Fort Monmouth, New Jersey 07703

FOLD BACK

CUT ALONG DOTTED LINE

FILL IN YOUR
UNIT'S ADDRESS



FOLD BACK

DEPARTMENT OF THE ARMY

OFFICIAL BUSINESS

Commander
US Army Electronics Command
ATTN: DRSEL-MA-Q
Fort Monmouth, New Jersey 07703

FOLD BACK

CUT ALONG DOTTED LINE

RECOMMENDED CHANGES TO EQUIPMENT TECHNICAL MANUALS



SOMETHING WRONG WITH THIS MANUAL?

THEN... JOT DOWN THE DOPE ABOUT IT ON THIS FORM, TEAR IT OUT, FOLD IT AND DROP IT IN THE MAIL!

FROM: (YOUR UNIT'S COMPLETE ADDRESS)

DATE

PUBLICATION NUMBER

DATE

TITLE

BE EXACT... PIN-POINT WHERE IT IS

IN THIS SPACE TELL WHAT IS WRONG AND WHAT SHOULD BE DONE ABOUT IT:

PAGE NO.	PARA-GRAPH	FIGURE NO.	TABLE NO.

TEAR ALONG DOTTED LINE

TYPED NAME, GRADE OR TITLE, AND TELEPHONE NUMBER

SIGN HERE:

DA FORM 2028-2 (TEST) 1 AUG 74

P.S.--IF YOUR OUTFIT WANTS TO KNOW ABOUT YOUR MANUAL "FIND," MAKE A CARBON COPY OF THIS AND GIVE IT TO YOUR HEADQUARTERS.

FILL IN YOUR
UNIT'S ADDRESS



FOLD BACK

DEPARTMENT OF THE ARMY

OFFICIAL BUSINESS

Commander
US Army Electronics Command
ATTN: DRSEL-MA-Q
Fort Monmouth, New Jersey 07703

CUT ALONG DOTTED LINE

FOLD BACK

By Order of the Secretary of the Army:

FRED C. WEYAND
General, United States Army
Chief of Staff

Official:

PAUL T. SMITH
Major General, United States Army
The Adjutant General

DISTRIBUTION:

Active Army

TSG (1)
 USAARENBD (1)
 USASA (2)
 TRADOC (2)
 DARCOM (1)
 MICOM (1)
 TECOM (2)
 OS Maj Comd (2)
 USACC (2)
 HISA (Ft. Monmouth) (33)
 Armies (1)
 USASESS (10)
 Svc Colleges (1)
 USAERDAA (1)
 USAERDAW (1)

WSMR (1)
 Instls (2) except
 Ft Huachuca (5)
 Ft Carson (5)
 LBAD (10)
 SAAD (30)
 TOAD (14)
 SHAD (3)
 Ft Gillem (10)
 Ft Richardson (ECOM Ofc) (1)
 Sig FLDMS (1)
 Units org under fol TOE:
 (1 copy each unit)
 29-134
 29-136

NG: State AG (3) Units-Same as Active Army except allowance is one copy Per unit.

USAR: None

For explanation of abbreviations used, see AR 310-50.

This fine document...

Was brought to you by me:



[Liberated Manuals -- free army and government manuals](#)

Why do I do it? I am tired of sleazy CD-ROM sellers, who take publicly available information, slap “watermarks” and other junk on it, and sell it. Those masters of search engine manipulation make sure that their sites that sell free information, come up first in search engines. They did not create it... They did not even scan it... Why should they get your money? Why are not letting you give those free manuals to your friends?

I am setting this document FREE. This document was made by the US Government and is NOT protected by Copyright. Feel free to share, republish, sell and so on.

I am not asking you for donations, fees or handouts. If you can, please provide a link to liberatedmanuals.com, so that free manuals come up first in search engines:

<A HREF=<http://www.liberatedmanuals.com/>>Free Military and Government Manuals

– Sincerely
Igor Chudov
<http://igor.chudov.com/>