

D 101.11:
5-6115-293-20 P

ARMY TM 5-6115-293-20P

UNIVERSITY OF VIRGINIA
ALDERMAN LIBRARY

AUG 30 1991

GOVERNMENT DOCUMENTS

**ORGANIZATIONAL MAINTENANCE REPAIR PARTS
AND SPECIAL TOOLS LISTS**

**GENERATOR SET, DIESEL ENGINE: PRECISE POWER;
100 KW, AC, 120/208V, 240/416V, 3 PHASE, 60-HZ, AT
1,800 RPM, 83.3 KW, 120/208V, 240/416V, 3 PHASE, 50-HZ,
AT 1,500 RPM; SKID MOUNTED (DETROIT DIESEL DIV
GENERAL MOTORS CORP. MODEL 6910A)**

FSN 6115-798-3444

UNIVERSITY OF VIRGINIA LIBRARY



X004815939

This copy is a reprint which includes current
pages from Change 1.

CHANGE }
NO. 1 }

HEADQUARTERS
DEPARTMENT OF THE ARMY
Washington, D. C., 16 April 1970

**Organizational Maintenance-Repair
Parts and Special Tools Lists
GENERATOR SET, DIESEL ENGINE: PRECISE
POWER; 100 KW, AC, 120/208V,
240/416V, 3 PHASE, 60-HZ, AT 1,800 RPM,
83.3 KW, 120/208V, 240/416V, 3 PHASE,
50-HZ, AT 1,500 RPM; SKID MOUNTED
(DETROIT DIESEL DIV, GENERAL MOTORS CORP.
MODEL 6910A)
FSN 6115-798-3444**

TM 5-6115-293-20P, 3 November 1969, is changed as follows:

Page i. The title is changed as shown above.

Page iii. Paragraph 3a(2) is superseded as follows:

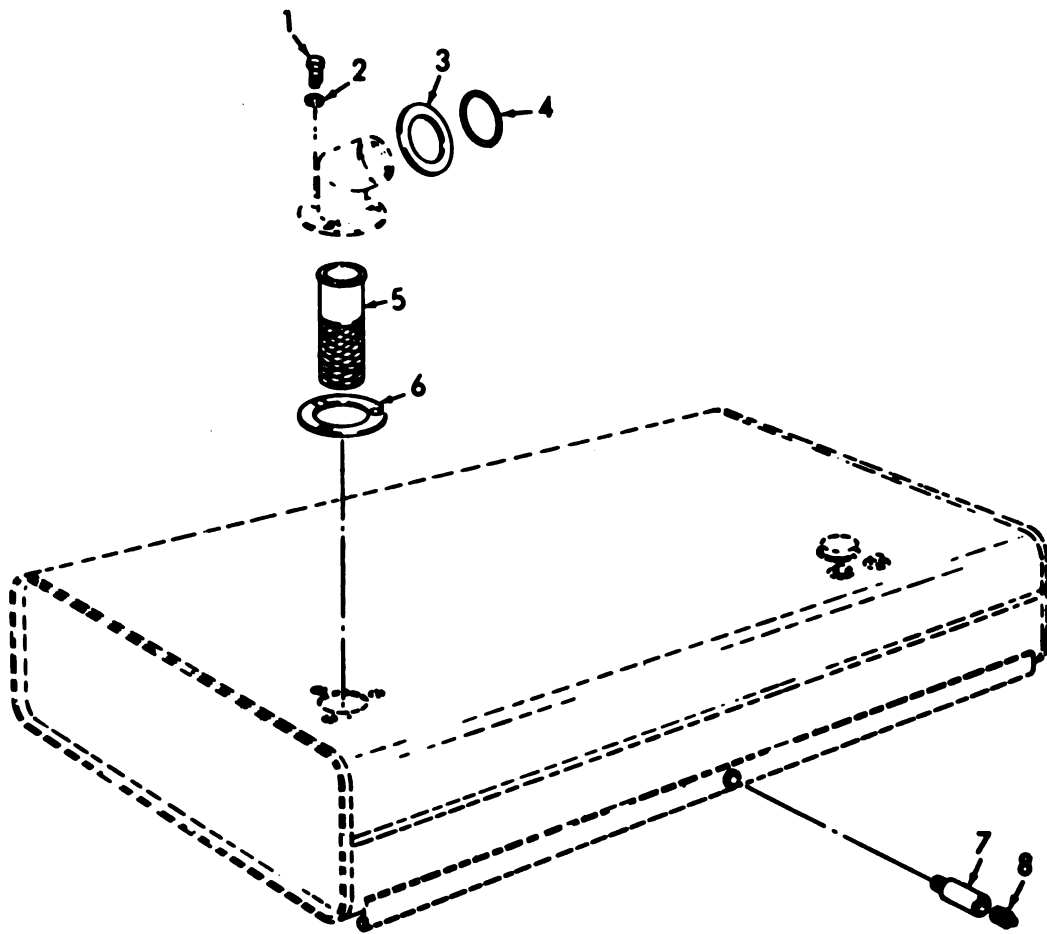
(2) Maintenance code indicates the lowest category of maintenance authorized to install the listed item. Repair parts and special tools assigned maintenance code C may be stocked at the operator level of maintenance when authorized by the Unit Commander. The maintenance level codes are —

<i>Code</i>	<i>Explanation</i>
C.....	Crew/operator
O.....	Organizational Maintenance

Page iv, paragraph 3a(3). Recoverability code R is superseded as follows:

<i>Code</i>	<i>Explanation</i>
R.....	Applied to repair parts (assemblies and components) which are considered economically repairable at direct and general support maintenance levels. When the maintenance capability to repair these items does not exist, they normally are disposed of at the general support level. When supply considerations dictate, some of these repair parts may be listed for automatic return to supply for depot level repair as set forth in AR 710-50. When so listed, they will be replaced by supply on an exchange basis.

Page 88. Figure 9 is superseded as follows:



ME 6115-293-20P/9 C1

INDEX TO PARTS, FIGURE 9

Reference Number	Functional Group	Item Name	Reference Number	Functional Group	Item Name
1	0306	BOLT	5	0306	SCREEN
2	0306	WASHER	6	0306	GASKET
3	0306	SEAL	7	0306	NIPPLE
4	0306	RING	8	0306	PLUG

Figure 9. Fuel tank screen.

All changes, additions, or deletions of Federal stock numbers or manufacturer's code and part numbers within this change should be appropriately reflected in the index.

By Order of the Secretary of the Army:

W. C. WESTMORELAND,
General, United States Army,
Chief of Staff.

Official:

KENNETH G. WICKHAM,
Major General, United States Army,
The Adjutant General.

Distribution:

To be distributed in accordance with DA Form 12-25, Section IV, (qty rqr block No. 750) organizational maintenance requirements for Generator Sets, Engine Driven, 100 KW, 60 Cycle.

TECHNICAL MANUAL }
No. 5-6115-293-20P }

HEADQUARTERS
DEPARTMENT OF THE ARMY
WASHINGTON, D.C., 3 November 1969

**ORGANIZATIONAL MAINTENANCE REPAIR PARTS AND SPECIAL
TOOLS LISTS**

**GENERATOR SET, DIESEL ENGINE: PRECISE POWER;
100 KW, AC, 120/208V, 240/416V, 3 PHASE, 60-HZ, AT
1,800 RPM, 83.3 KW, 120/208V, 240/416V, 3 PHASE, 50-HZ,
AT 1,500 RPM; SKID MOUNTED (DETROIT DIESEL DIV
GENERAL MOTORS CORP. MODEL (6910A)**

Current as of 28 January 1969

	Paragraph	Page
SECTION I. INTRODUCTION		
Scope	1	iii
General	2	iii
Explanation of columns	3	iii
Special information	4	iv
How to locate repair parts	5	iv
Abbreviations	6	v
Federal supply codes for manufacturers	7	v
Recommendations for maintenance manual improvements	8	v
II. PRESCRIBED LOAD ALLOWANCE		
III. SPECIAL TOOLS, TEST AND SUPPORT EQUIPMENT FOR ORGANIZATIONAL MAINTENANCE (NOT APPLICABLE)		
IV. REPAIR PARTS FOR ORGANIZATIONAL MAINTENANCE		
Group 01. Engine		
0100 Engine assembly		1
0101 Crankcase, block, cylinder head		1
0105 Valves, camshafts, and timing system		4
0106 Engine lubrication system		4
0108 Manifolds		11
03. Fuel System		
0302 Fuel pumps		12
0304 Air cleaner		12
0306 Tanks, lines, fittings, headers		13
0308 Engine speed governor and controls		19
0309 Fuel filters		21
0311 Engine starting aids		23
0312 Accelerator, throttle or choke controls		26
04. Exhaust System		
0401 Muffler and pipes		27

*This manual supersedes TM 5-6115-293-20P, 17 March 1966.

Group 05. Cooling System	
0501 Radiator, evaporative cooler, or heat exchanger	28
0503 Water manifold, headers, thermostats and housing gasket	28
0505 Fan assembly	32
06. Electrical System (Engine and Vehicular, Etc.)	
0601 Generator, alternator	34
0602 Generator regulator (voltage)	35
0603 Starting motor	39
0606 Engine safety controls	41
0607 Instrument or engine control panel	45
0608 Miscellaneous items	45
0612 Batteries, storage (wet or dry)	46
15. Frame, Towing Attachments, and Drawbars	
1501 Frame assembly	49
18. Body, Cab, Hood and Hull	
1801 Body, cab, hood, hull assemblies	49
1808 Stowage rack, boxes, straps, carrying cases, cable reels, hose reels, etc.	54
22. Body Chassis or Hull, and Accessory Items	
2201 Canvas, rubber, or plastic items	54
2207 Winterization equipment	55
2210 Data plates and instruction holders	65
40. Electric Motors and Generators	
4003 Brush holders	67
4004 Ventilating system	68
4009 Control panels, housing, cubicles	68
4011 Circuit, breakers, cutouts, fuse and fuse holders	69
4012 Switches	69
4018 Terminal blocks, junction boxes	70
4019 Radio interference suppression	71
47. Gages (Non-Electrical), Weighing and Measuring Devices	
4702 Gages, mountings, lines, and fittings	73
95. General Use Standardized Parts	
9501 Bulk materiel	74
99. Parts Peculiar	
9901 Multi-listed parts	76

SECTION V. FEDERAL STOCK NUMBER AND REFERENCE NUMBER INDEX

SECTION I

INTRODUCTION

1. Scope

This manual lists repair parts required for the performance of organizational maintenance of the generator set.

2. General

a. The repair parts list is arranged as follows:

(1) Individual parts and major assemblies are listed alphabetically by item name within the numbered functional groups.

(2) Assembly components and subassemblies are indented and listed alphabetically by item name under major assemblies.

b. This repair parts and special tools list is divided into the following sections:

(1) *Prescribed Load Allowance (PLA)—Section II.* A consolidated listing of repair parts quantitatively allocated for initial stockage at the organizational level. *This is a mandatory stockage allowance.*

(2) *Special Tools, Test and Support Equipment—Section III.* A list of special tools, test and support equipment authorized for the performance of maintenance at the organizational level. (Not applicable.)

(3) *Repair Parts—Section IV.* A list of repair parts authorized for the performance of maintenance at the organizational level.

(4) *Federal Stock Number and Reference Number Index—Section V.* A list of Federal stock numbers followed by reference numbers in ascending alphanumeric sequence, cross-referenced to index number.

3. Explanation of Columns

The following provides an explanation of columns in the tabular lists in sections II, III, and IV:

a. *Source, Maintenance and Recoverability Codes (SMR).*

(1) Source Code indicates the selection status and source for the listed item. Source codes are:

Code	Explanation
P	Applied to repair parts which are stocked in or supplied from DSA/GSA or Army supply system, and authorized for use at indicated maintenance categories.

Code	Explanation
M	Applied to repair parts which are not procured or stocked but are to be manufactured at indicated maintenance categories.
A	Applied to assemblies which are not procured or stocked as such but are made up of two or more units, each of which carry individual stock numbers and descriptions and are procured and stocked and can be assembled by units at indicated maintenance categories.
X	Applied to parts and assemblies which are not procured or stocked, the mortality of which is normally below that of the applicable end item, and the failure of which should result in retirement of the end item from the supply system.
X1	Applied to repair parts which are not procured or stocked, the requirement for which will be supplied by use of the next higher assembly or components.
X2	Applied to repair parts which are not stocked. The indicated maintenance category requiring such repair parts will attempt to obtain them through cannibalization; if not obtainable through cannibalization, such repair parts will be requisitioned with supporting justification through normal supply channels.
C	Applied to repair parts authorized for local procurements. If not obtainable from local procurement, such repair parts will be requisitioned through normal supply channels with a supporting statement of non-availability from local procurement.
G	Applied to major assemblies that are procured with PEMA (Procurement Equipment Missile Army) funds for initial issue only, to be used as exchange assemblies at DSU and GSU maintenance level. These assemblies will not be stocked above DSU and GSU or returned to depot supply level.

Note. Source code is not shown on common hardware items known to be readily available in Army supply channels and through local procurement.

(2) Maintenance Code indicates the lowest category of maintenance authorized to install the listed item. The maintenance level code is:

Code	Explanation
O	Organizational maintenance

(3) Recoverability Code indicates whether unserviceable items should be returned for recovery or salvage. Items not coded are expendable. Recoverability codes are:

Code

Explanation

R	Applied to repair parts and assemblies which are economically repairable at DSU and GSU activities and normally are furnished by supply on an exchange basis.
T	Applied to high dollar value recoverable repair parts which are subject to special handling and are issued on an exchange basis. Such repair parts normally are repaired or overhauled at depot maintenance activities.
U	Applied to repair parts specifically selected for salvage by reclamation units because of precious metal content, critical materials, high dollar value reusable casings or castings.

(4) This column lists, below the SMR code, an index number for each item in ascending numerical sequence, which is used to locate items in the publication when the Federal stock number and/or reference number is known.

b. Federal Stock Number. This column indicates the Federal stock number for the item.

c. Description. This column indicates the Federal item name and any additional description of the item required. A part number or other reference number is followed by the applicable five-digit Federal supply code for manufacturers in parentheses. Material required for manufacture or fabrication is identified.

d. Unit of Issue. This column indicates the unit used as a basis for issue; e.g., ea, pr, ft, yd, etc.

e. Quantity Incorporated in Unit Pack. This column indicates the actual quantity contained in the unit pack.

f. Quantity Incorporated in Unit. This column indicates the quantity of the item used in the functional group.

g. Fifteen-Day Organizational Maintenance Allowance, Column (4) of Section II and Column (7) of Section III and IV.

(1) The allowance columns are divided into four subcolumns. Indicated in each subcolumn is the quantity of items authorized for the number of equipments supported. Items authorized for use as required but not for initial stockage are identified with an asterisk in the allowance column.

(2) The quantitative allowances for organizational level of maintenance represent one initial prescribed load for a 15-day period for the number of equipments supported. Units and organizations authorized additional prescribed loads will multiply the number of prescribed loads author-

ized by the quantity of repair parts reflected in the appropriate density column applicable to the number of items supported to obtain the total quantity of repair parts authorized.

(3) Organizational units providing maintenance for more than 100 of these equipments shall determine the total quantity of parts required by converting the equipment quantity to a decimal factor by placing a decimal point before the next to last digit of the number to indicate hundredths, and multiplying the decimal factor by the parts quantity authorized in the 51-100 allowance column. Example, authorized allowance for 51-100 equipments is 40; for 150 equipments, multiply 40 by 1.50 or 60 parts required.

(4) Subsequent changes to allowances will be limited as follows: No change in the range of items is authorized. If additional items are considered necessary, recommendation should be forwarded to U.S. Army Mobility Equipment Command for exception or revision to the allowance list. Revisions to the range of items authorized will be made by this Command based upon engineering experience, demand data, or TAERS information.

h. Illustration, Column (8). This column is divided as follows:

(1) *Figure number, column (8) (a).* Indicates the figure number of the illustration in which the item is shown.

(2) *Item number, column (8) (b).* Indicates the callout number used to reference the item in the illustration.

4. Special Information

a. Repair parts mortality has been based on 4,000 hours of operation per year.

b. Parts which require manufacture or assembly at a category higher than that authorized for installation will indicate in the source column the higher category.

c. The following publications pertain to the generator set and its components:

TM 5-6115-293-12	Operator and Organizational maintenance manual
TM 5-6115-293-35P	Field and Depot Maintenance manual
TM 5-6115-298-35P	DS, GS, and Depot Maintenance Repair Parts and Special Tools Lists
LO 5-6115-293-12	Lubrication Order

5. How to Locate Repair Parts

a. When Federal stock number or reference number is unknown:

(1) *First.* Using the table of contents, determine the functional group within which the repair part belongs.

(2) *Second.* Find the illustration covering the functional group to which the repair part belongs.

(3) *Third.* Identify the repair part on the illustration, and note the illustration figure and item number of the repair part.

(4) *Fourth.* Using the Repair Parts Listing, find the functional group to which the repair part belongs and locate the illustration figure and and item number noted on the illustration.

b. When Federal stock number or reference number is known:

(1) *First.* Using the Index of Federal Stock Numbers and Reference Numbers, find the pertinent Federal stock number or reference number. This index is in ascending alphanumeric sequence cross-referenced to an index number.

(2) *Second.* Using the Repair Parts Listing, find the index number referenced in the Index of Federal Stock Numbers and Reference Numbers.

6. Abbreviations

ac	alternate current
amp	ampere (s)
AWG	American Wire Gage
dia	diameter
ea	each
ft	feet (foot)
gal	gallon (s)
gl	gallon
grp	group
id	inside diameter
in.	inch (es)
lg	length (long)
mtg	mounting
No.	number

od	outside diameter (s)
sh	sheet
thk	thick (ness)
v	volt
w	wide (width)
yd	yard

7. Federal Supply Codes for Manufacturers

Code	Manufacturer
16764Delco-Remy Division of General Motors Corp.
18876Army Missile Command, Redstone Arsenal, Ala.
24446General Electric Co.
24617General Motors Corp.
30327Imperial-Eastman Corp.
35510Leeco-Neville Co.
46522Hupp Corporation, Cleveland Division
70040AC Spark Plug Div of General Motors Corp.
71468ITT Cannon Electric, Inc.
72560Delco Products Div of General Motors Corp.
72582Detroit Diesel Engine Div of General Motors Corp.
77820Bendix Corp., Electrical Components Division
78388Synchro-Start Products, Inc.
79470Weatherhead Co., The
81321Purolator Products, Inc.
81336Chief of Engineers

8. Recommendations for Maintenance Manual Improvements

Report of errors, omissions, and recommendations for improving this publication by the individual user is encouraged. Reports should be submitted on DA Form 2028 (Recommended Changes to Publications) and forwarded direct to Commanding General, U. S. Army Mobility Equipment Command, ATTN: AMSME-MPP 4300 Goodfellow Boulevard, St. Louis, Mo. 63120

SECTION II PRESCRIBED LOAD ALLOWANCE

(1) Federal stock number	(2) Description <u>Useable on code</u>	(3) Qty inc in unit pack	(4) 15-day org maint. alw			
			(A) 1-5	(B) 6-20	(C) 21-50	(D) 51-100
	GROUP 01—ENGINE					
	0100—ENGINE ASSEMBLY					
2815-371-5367	GASKET SET			2	2	4
	0101—CRANKCASE, BLOCK, CYLINDER HEAD					
5310-785-3961	WASHER				2	2
	0105—VALVES, CAMSHAFTS, AND TIMING SYSTEM					
2815-171-9233	GASKET		2	2	4	8
	0106—ENGINE LUBRICATION SYSTEM					
2815-395-0915	GASKET			2	2	4
2815-527-2312	SPRING, HELICAL COMPRESSION				2	2
2930-565-5758	VALVE, BYPASS					2
2940-141-9026	FILTER ELEMENT		21	83	166	332
2040-841-5964	GASKET		21	83	166	332
5330-290-7860	WASHER, NONMETALLIC		21	83	166	332
	GROUP 03—FUEL SYSTEM					
	0304—AIR CLEANER					
2940-641-4106	PACKING, PREFORMED			2	2	4
	0306—TANKS, LINES, FITTINGS, HEADERS					
2910-703-4239	TUBE ASSEMBLY			2	2	4
4720-777-2185	HOSE ASSEMBLY			2	2	4
4720-778-1372	HOSE ASSEMBLY			2	2	4
	0308—ENGINE SPEED GOVERNOR AND CONTROLS					
2815-785-7958	ELEMENT AND GASKET		5	21	42	84
5330-247-3567	WASHER, NONMETALLIC				2	2
	0309—FUEL FILTERS					
2910-620-7366	FILTER ELEMENT		2	4	8	16
2910-785-6165	FILTER ELEMENT			2	2	4
5310-608-1536	NUT, SLEEVE				2	2
5330-285-3825	GASKET				2	2
5330-291-2967	GASKET			2	2	4
	GROUP 05—COOLING SYSTEM					
	0505—FAN ASSEMBLY					
3030-392-4697	BELT, V				2	2
	GROUP 06—ELECTRICAL SYSTEM (ENGINE AND VEHICULAR, ETC.)					
	0601—GENERATOR, ALTERNATOR					
2920-818-8635	GENERATOR				2	2
3030-756-8448	BELT, V				2	2
	0603—STARTING MOTOR					
2920-678-9813	PARTS KIT				2	2
2920-785-0833	STARTER				2	2
	0612—BATTERIES, STORAGE (WET OR DRY)					
1450-775-1375	CABLE ASSEMBLY				2	2
6810-249-9354	SULFURIC ACID			2	3	5
	GROUP 22—BODY CHASSIS OR HULL AND ACCESSORY ITEMS					
	2207—WINTERIZATION EQUIPMENT					
2910-383-4262	GASKET			2	2	4

(1) Federal stock number	(2) Description useable on code	(3) Qty inc in unit pack	(4) 15-day org maint. alw			
			(A)	(B)	(C)	(D)
			1-5	6-20	21-50	51-100
77-284-9028	GROUP 40—ELECTRIC MOTORS AND GENERATORS 4003—BRUSH HOLDERS BRUSH		2	8	17	33
15-953-2014	GROUP 99—PARTS PECULIAR 9901—MULTI-LISTED PARTS GASKET			2	2	3
10-785-6281	CAPACITOR		2	2	4	8
20-686-9517	FUSE		2	7	13	25
77-785-6233	SWITCH, TOGGLE				2	2
40-019-0878	LAMP, INCANDESCENT		2	7	13	25

(1) SMR CODE INDEX NO.	(2) FEDERAL STOCK NUMBER	(3) DESCRIPTION REFERENCE NO. & MFR. CODE USABLE ON CODE	(4) QTY INC IN UNIT PACK	(5) QTY INC IN UNIT	(6) QTY INC IN UNIT	(7) 15-DAY ORGANIZATIONAL MAINTENANCE ALW				(8) ILLUS- TRATION		
						(a) 1-5	(b) 6-20	(c) 21-50	(d) 51-100	(a) FIG NO.	(b) ITEM NO.	
00001		SECTION IV - REPAIR PARTS FOR ORGANIZATIONAL MAINTENANCE										
00002		GROUP 01 - ENGINE										
P 0 00003	2815-371-5367	GASKET SET: cylinder head overhaul 5193118 (72582) (Component of GASKET SET, Stock No. 2815-379-4301)	EA	1	*	2	2	4				
XI 00004	2815-551-3737	GASKET: exhaust manifold, end 5150195 (72582)	EA	2	SEE	GRP	0108					
XI 00005	2815-364-3094	GASKET: exhaust manifold, intermediate 5150196 (72582)	EA	1	SEE	GRP	0108					
XI 00006	2990-892-1764	GASKET: governor rod cover mtg 5123812 (72582)	EA	2	SEE	GRP	0101					
P 0 00007	2815-171-9233	GASKET: rocker cover 5150329 (72582)	EA	1	SEE	GRP	0105					
XI 00008		GASKET: water by-pass tube 5169478 (72582)	EA	2	SEE	GRP	0503					
XI 00009	5330-364-3550	GASKET: water outlet 5150361 (72582)	EA	6	SEE	GRP	0503					
00010		0101 - CRANKCASE, BLOCK, CYLINDER HEAD										
0 00011	5306-225-8497	BOLT, MACHINE: cover mtg	EA	2	*	*	*	*	1	13		
0 00012	4730-542-3019	CLAMP, HOSE: hose retaining	EA	6	*	*	*	*	4	7		
0 00013	4820-845-1096	COCK, DRAIN: crankcase water	EA	1	*	*	*	*	1	12		
X2 0 00014	2910-446-6602	CONNECTOR, FUEL LINE 5117369 (72582)	EA	12					17	7		
X2 0 00015	2815-363-7981	COVER, CYLINDER HEAD, GOVERNOR HOLE 5150268 (72582)	EA	1					2	7		

(1) SAR CODE INDEX NO.	(2) FEDERAL STOCK NUMBER	(3) DESCRIPTION	(4) UNIT OF ISSUE	(5) QTY INC IN UNIT PACK	(6) QTY INC IN UNIT	(7) 15-DAY ORGANIZATIONAL MAINTENANCE ALW				(8) ILLUS- TRATION	
						(a) 1-5	(b) 6-20	(c) 21-50	(d) 51-100	(a) FIG NO.	(b) ITEM NO.
X2 0 00016	2815-367-7236	COVER, CYLINDER HEAD, GOVERNOR HOLE 5164062 (72582)	EA		1					2	9
X2 0 00017		COVER, CYLINDER HEAD, GOVERNOR HOLE 5173022 (72582)	EA		1					2	4
X2 0 00018	2815-172-8553	COVER, HAND HOLE 5153117 (72582)	EA		7					1	8
X2 0 00019	2815-367-7234	COVER, HAND HOLE 5164052 (72582)	EA		1					1	6
X2 0 00020	5340-363-7294	COVER, WATER HOLE: cylinder block 5164190 (72582)	EA		1					1	15
0 00021	4730-640-1051	ELBOW, PIPE TO TUBE: air box drain	EA		2		*	*	*	4	5
X1 00022	2930-613-9397	GASKET: cylinder block, water hole cover 5116397 (72582) (Can be manufactured from PAPER, Stock No. 5330-467-3615) (Component of GASKET SET, Stock No. 2815-379-4301, See group 0100)	EA		1					1	16
X1 00023	2990-892-1764	GASKET: governor rod cover mtg 5123812 (72582) (Can be manufactured from PAPER, Stock No. 5330-233-5847) (Component of GASKET SET, Stock No. 2815-371-5367, See group 0100)	EA		2					2	5
M 0 00024	4720-857-9390	HOSE, RUBBER: air box drain 5121552 (72582) MANUFACTURE FROM:	EA		1				SEE GRP 9501	4	8
P 0 00025	4720-200-0365	HOSE, RUBBER (18 in. required)	FT								
M 0 00026	4720-857-9391	HOSE, RUBBER: air box drain 5121553 (72582) MANUFACTURE FROM:	EA		1					4	19
P 0 00027	4720-200-0365	HOSE, RUBBER (3 ft. 3 in. required)	FT						SEE GRP 9501		
0 00028	5340-363-7977	PLUG, EXPANSION: engine block	EA		2		*	*	*	1	1

(1) SMR CODE INDEX NO.	(2) FEDERAL STOCK NUMBER	(3) DESCRIPTION REFERENCE NO. & MFR. CODE USABLE ON CODE	(4) UNIT OF ISSUE	(5) QTY INC IN UNIT PACK	(6) QTY INC IN UNIT	(7) 15-DAY ORGANIZATIONAL MAINTENANCE ALW				(8) ILLUSTRATION	
						(a) 1-5	(b) 6-20	(c) 21-50	(d) 51-100	(a) FIG NO.	(b) ITEM NO.
0 00029	4730-965-1257	PLUG, PIPE: block hole filler	EA		1	*	*	*	*	1	7
0 00030	4730-018-9566	PLUG, PIPE: block hole filler	EA		7	*	*	*	*	1	3
0 00031	4730-187-4207	PLUG, PIPE: block hole filler	EA		3	*	*	*	*	1	9
0 00032	4730-018-9566	PLUG, PIPE: block hole filler	EA		1	*	*	*	*	1	17
0 00033	4730-289-5176	PLUG, PIPE: block oil galley	EA		2	*	*	*	*	1	18
0 00034	4730-044-4692	PLUG, PIPE: cylinder head	EA		13	*	*	*	*	2	1
0 00035	5305-068-0501	SCREW, CAP, HEXAGON HEAD: cover mtg	EA		6	*	*	*	*	2	2
0 00036	5305-276-8022	SCREW, MACHINE: hand hole cover	EA		8	*	*	*	*	1	10
0 00037	5307-297-2988	STUD, PLAIN: exhaust manifold	EA		7	*	*	*	*	2	8
0 00038	5307-273-9380	STUD, PLAIN: water manifold	EA		12	*	*	*	*	2	6
M 0 00039	2815-363-7980	TUBE ASSEMBLY, AIR BOX DRAIN 5158825 (72582) MANUFACTURE FROM:	EA		2					4	6
P 0 00040	4710-277-5526	TUBE, COPPER (4-1/2 in. required for each TUBE ASSEMBLY)	FT			SEE	GRP 9501				
0 00041	5310-080-6004	WASHER, FLAT: hand hole cover	EA		8	*	*	*	*	1	11
0 00042	5310-809-8533	WASHER, FLAT: hose retaining	EA		4	*	*	*	*	4	14
P 0 00043	5310-785-3961	WASHER: fuel pipe connector 5125108 (72582)	EA		12	*	*	2	2	2	17

(1) SMR CODE INDEX NO.	(2) FEDERAL STOCK NUMBER	(3) DESCRIPTION	(4) UNIT OF ISSUE	(5) QTY INC IN UNIT PACK	(6) QTY INC IN UNIT	(7) 15-DAY ORGANIZATIONAL MAINTENANCE ALW				(8) ILLUS- TRATION	
						(a) 1-5	(b) 6-20	(c) 21-50	(d) 51-100	(a) FIG NO.	(b) ITEM NO.
0 00044	5310-012-0214	REFERENCE NO. & MFR. CODE WASHER, LOCK: cover mtg	EA		2	*	*	*	*	1	14
0 00045	5310-012-0380	WASHER, LOCK: cover mtg	EA		6	*	*	*	*	2	3
0 00046	5305-363-8051	0105 - VALVES, CAMSHAFTS, AND TIMING SYSTEM BOLT, COVER	EA		4	*	*	*	*	3	1
X2 0 00048	2815-347-1932	COVER, ROCKER ARM 5178383 (72582)	EA		1					3	2
P 0 00049	2815-171-9233	GASKET: rocker arm 5150329 (72582) (Component of GASKET SET, Stock No. 2815-371-5367, See group 0100)	EA		1	2	2	4	8	3	3
0 -00050	5315-058-9928	PIN, SPRING: valve cover bolt mtg	EA		4	*	*	*	*	3	13
00051		0106 - ENGINE LUBRICATION SYSTEM									
X2 0 00052		ADAPTER: dipstick to block 5120861 (72582)	EA		1					6	7
X2 0 00053	2815-428-9713	ADAPTER OIL COOLER 5178244 (72582)	EA		1					5	9
X2 0 00054	4730-289-1578	PLUG, MACHINE THREAD: by-pass valve 5177772 (72582)	EA		1					5	6
0 00055	4730-187-4207	PLUG, PIPE: adapter	EA		1	*	*	*	*	5	12
P 0 00056	2815-527-2312	SPRING, HELICAL, COMPRESSION: by-pass valve 5177778 (72582)	EA		1	*	*	2	2	5	7
P 0 00057	2930-565-5758	VALVE, BY-PASS: oil cooler 5177777 (72582)	EA		1	*	*	*	2	5	8
X2 0 00058		ADAPTER: oil drain tube 5110886 (72582)	EA		1					39	16

(1) SMR CODE INDEX NO.	(2) FEDERAL STOCK NUMBER	(3) DESCRIPTION	(4) UNIT OF ISSUE	(5) QTY INC IN UNIT PACK	(6) QTY INC IN UNIT	(7) 15-DAY ORGANIZATIONAL MAINTENANCE ALW				(8) ILLUS- TRATION	
						(a) 1-5	(b) 6-20	(c) 21-50	(d) 51-100	(a) FIG NO.	(b) ITEM NO.
X2 0 00099	4450-775-1366	ADAPTER, PIPE TO TUBE 197343 (72582)	EA		2					4	13
X2 0 00060	4730-288-9953	ADAPTER, STRAIGHT, PIPE TO TUBE: oil line to block 187343 (72582)	EA		1					5	17
X2 0 00061	4730-278-8253	ADAPTER, STRAIGHT, PIPE TO TUBE: tube, cylinder head, air inlet 200X3 (79470)	EA		1					1	2
0 00062	5306-255-9081	BOLT, MACHINE: housing mtg	EA		2	*	*	*	*	5	10
0 00063	5306-226-4844	BOLT, MACHINE: housing mtg	EA		6	*	*	*	*	5	26
0 00064	5306-225-8498	BOLT, MACHINE: pipe assembly mtg	EA		2	*	*	*	*	3	9
X2 0 00065	2940-499-3990	BRACKET, FILTER MOUNTING 5170291 (72582)	EA		1					4	3
0 00066	4730-334-0303	BUSHING, PIPE: filter inlet and outlet	EA		2	*	*	*	*	13	13
P 0 00067	2815-785-6304	CAP, OIL FILLER 5122152 (72582)	EA		1	*	*	*	*	6	4
X2 0 00068	4010-228-9958	CHAIN, WELDLESS: oil filler cap	EA		1	*	*	*	*	6	10
X2 0 00069	5340-354-1239	CLAMP, LOOP: breather pipe assembly to bracket 5163905 (72582)	EA		1					3	6
X2 0 00070	5340-775-7029	CLIP, CHAIN RETAINING 5121539 (72582)	EA		1					6	5
X2 0 00071		CLIP: oil line to oil cooler adapter 5178450 (72582)	EA		1					5	16
X2 0 00072		COUPLING, OIL DRAIN 5181080 (72582)	EA		1					39	13
X2 0 00073		DIPSTICK, OIL LEVEL 5109288 (72582)	EA		1					6	9

(1) SMR CODE INDEX NO.	(2) FEDERAL STOCK NUMBER	(3) DESCRIPTION	(4) UNIT OF ISSUE	(5) QTY INC IN UNIT PACK	(6) QTY INC IN UNIT	(7) 15-DAY ORGANIZATIONAL MAINTENANCE ALW				(8) ILLUS- TRATION		
						(a) 1-5	(b) 6-20	(c) 21-50	(d) 51-100	(a) FIG NO.	(b) ITEM NO.	
I2 0 00074		REFERENCE NO. & MFR. CODE	EA								39	15
0 00075	4730-044-4040	ELBOW; oil drain 5130294 (72582)	EA		1						4	12
0 00076	4730-278-4829	ELBOW, PIPE: filter inlet	EA		1	*	*	*	*		28	16
0 00077	4730-277-8273	ELBOW, PIPE: oil pressure switch	EA		1	*	*	*	*		31	13
0 00078	4730-277-8269	ELBOW, PIPE TO TUBE: block outlet	EA		1	*	*	*	*		1	4
0 00079	4730-014-3343	ELBOW, PIPE TO TUBE: cylinder head, air inlet	EA		1	*	*	*	*		4	20
0 00080	4730-014-3343	ELBOW, PIPE TO TUBE: oil filter line	EA		2	*	*	*	*		13	12
0 00081	4730-014-3343	ELBOW, PIPE TO TUBE: oil filter lines	EA		3	*	*	*	*		12	2
0 00082	4730-288-9362	ELBOW, PIPE TO TUBE: oil reservoir inlet and outlet	EA		3	*	*	*	*		29	10
0 00083	4730-014-3343	ELBOW, PIPE TO TUBE: solenoid valve to fuel lines	EA		1	*	*	*	*		29	4
I2 0 00084	2940-287-3371	ELBOW, PIPE TO TUBE: solenoid valve to oil lines	EA		1	*	*	*	*		4	16
I2 0 00085	2940-416-3984	FILTER ASSEMBLY, OIL 5572940 (70040)	EA		1						4	18
0 00086	4730-012-7951	COVER, OIL FILTER 5578720 (70040)	EA		1						4	15
0 00087	4730-187-4207	FLANG, PIPE: oil filter drain	EA		2	*	*	*	*		4	15
P 0 00088	2940-141-9026	FLANG, PIPE: oil filter drain	EA		2	*	*	*	*		4	25
		FILTER ELEMENT, FLUID PRESSURE 5572425 (70040)	EA		2	21	83	166	333		4	

(1) SMR CODE INDEX NO.	(2) FEDERAL STOCK NUMBER	(3) DESCRIPTION REFERENCE NO. & MFR. CODE USABLE ON CODE	(4) UNIT OF ISSUE	(5) QTY INC IN UNIT PACK	(6) QTY INC IN UNIT	(7) 15-DAY ORGANIZATIONAL MAINTENANCE ALW				(8) ILLUS- TRATION	
						(a) 1-5	(b) 6-20	(c) 21-50	(d) 51-100	(a) FIG NO.	(b) ITEM NO.
P 0 00089	5330-290-7860	WASHER, NONSTALLIC: cover 5571024 (70040)	EA		2	21	83	166	333	4	26
P 0 00090	2940-841-9964	GASKET: oil filler stud 5574130 (70040)	EA		2	21	83	166	333	4	9
I2 0 00091	2940-019-4775	SHELL, OIL FILTER 5574008 (70040)	EA		2					4	10
I2 0 00092	5340-377-2891	SPRING, OIL FILTER 1503518 (70040)	EA		2					4	11
0 00093	5307-363-8171	STUD, FLAIN: oil filter	EA		2	*	*	*	*	4	4
I2 0 00094	4720-670-9475	TUBE, COVER: filter 5571540 (70040)	EA		2					4	24
P 0 00095	2815-953-2014	GASKET: oil filler tube 5120540 (72582)	EA		1	SEE	GRP	9901		6	1
P 0 00096	2815-395-0915	GASKET: pipe assembly mtg 5163299 (72582)	EA		1	*	2	2	4	3	12
M 0 00097		GUIDE, DIPSTICK 5109750 (72582) MANUFACTURE FROM:	EA		1					6	8
0 00098	4730-044-2435	INVERTED NUT, TUBE COUPLING	EA		1	*	*	*	*		
P 0 00099	4710-277-5529	TUBE, COPPER (4-1/4 in. required)	FT			SEE	GRP	9501		5	2
I2 0 00100	2930-310-7836	HOUSING, OIL COOLER 5169646 (72582)	EA		1						
M 0 00101	2940-363-8174	LINE ASSEMBLY, BLOCK TO FILTER INLET 5166569 (72582) MANUFACTURE FROM:	EA		1					4	17
0 00102	4730-014-2427	INVERTED NUT, TUBE COUPLING	EA		2	*	*	*	*		

(1) SWR CODE INDEX NO.	(2) FEDERAL STOCK NUMBER	(3) DESCRIPTION	(4) REFERENCE NO. & MFR. CODE	(5) USABLE ON CODE	UNIT OF ISSUE	QTY INC IN UNIT PACK	QTY INC IN UNIT	15-DAY ORGANIZATIONAL MAINTENANCE				ILLUS- TRATION		
								(a) 1-5	(b) 6-20	(c) 21-50	(d) 51-100	(a) FIG NO.	(b) ITEM NO.	
P 0 00103	4710-277-5526		TUBE, COPPER (10 in. required)		FT									
M 0 00104	2940-545-0767		LINE ASSEMBLY, FILTER OUTLET 5166550 (72582) MANUFACTURE FROM:		EA	1		SEE	GRP	9501		4	21	
0 00105	4730-014-2427		INVERTED NUT, TUBE COUPLING		EA	2		*	*	*	*			
P 0 00106	4710-277-5526		TUBE, COPPER (10 in. required)		FT			SEE	GRP	9501				
M 0 00107	2990-822-1245		LINE ASSEMBLY, GOVERNOR FILTER INLET 5120678 (72582) MANUFACTURE FROM:		EA	1		SEE	GRP	9501		12	1	
P 0 00108	4710-277-5526		TUBE, COPPER (14 in. required)		FT			SEE	GRP	9501				
M 0 00109	2990-822-1247		LINE ASSEMBLY, GOVERNOR FILTER TO RESERVOIR 5120793 (72582) MANUFACTURE FROM:		EA	1		SEE	GRP	9501		13	17	
P 0 00110	4710-277-5526		TUBE, COPPER (15 in. required)		FT			SEE	GRP	9501				
M 0 00111	2990-822-1246		LINE ASSEMBLY, GOVERNOR RETURN 5120792 (72582) MANUFACTURE FROM:		EA	1		SEE	GRP	9501		29	5	
P 0 00112	4710-277-5526		TUBE, COPPER (10 in. required)		FT			SEE	GRP	9501				
M 0 00113	2990-821-1943		LINE ASSEMBLY, OIL FILTER TO BLOCK 5120405 (72582) MANUFACTURE FROM:		EA	1		SEE	GRP	9501		13	14	
0 00114	4730-014-2427		INVERTED NUT, TUBE COUPLING		EA	2		*	*	*	*			
P 0 00115	4710-277-5526		TUBE, COPPER (12 in. required)		FT			SEE	GRP	9501				

(1) SMR CODE INDEX NO.	(2) FEDERAL STOCK NUMBER	(3) DESCRIPTION REFERENCE NO. & MFR. CODE USABLE ON CODE	(4) UNIT OF ISSUE	(5) QTY INC IN UNIT PACK	(6) QTY INC IN UNIT	(7) 15-DAY ORGANIZATIONAL MAINTENANCE ALW				(8) ILLUS- TRATION	
						(a) 1-5	(b) 6-20	(c) 21-50	(d) 51-100	(a) FIG NO.	(b) ITEM NO.
M 0 00116	2990-821-1951	LINE ASSEMBLY, RESERVOIR SUCTION 5120579 (72582) MANUFACTURE FROM:	EA		1					12	6
0 00117	4730-044-4040	ELBOW, PIPE	EA		1	*	*	*	*		
P 0 00118	4710-277-5526	TUBE, COPPER (5 in. required)	FT			SEE	GRP 9501				
M 0 00119	2990-823-5467	LINE ASSEMBLY, RESERVOIR TO GOVERNOR 5120406 (72582) MANUFACTURE FROM:	EA		1					12	4
P 0 00120	4710-277-5526	TUBE, COPPER (10 in. required)	FT			SEE	GRP 9501				
M 0 00121		LINE ASSEMBLY, TEE TO BLOCK 5120898 (72582) MANUFACTURE FROM:	EA		1					5	15
P 0 00122	4710-277-5526	TUBE, COPPER (8 in. required)	FT			SEE	GRP 9501				
M 0 00123		LINE ASSEMBLY, TEE TO BLOCK 5120898 (72582) MANUFACTURE FROM:	EA		1					31	14
0 00124	4730-013-7397	INVERTED NUT, TUBE COUPLING	EA		2	*	*	*	*		
P 0 00125	4710-277-5525	TUBE, COPPER (13 in. required)	FT			SEE	GRP 9501				
0 00126	4730-937-7065	NIFFLE, PIPE: oil reservoir inlet and outlet	EA		1	*	*	*	*	12	5
0 00127	5310-012-1902	NUT, PLAIN, HEXAGON: clip mtg	EA		1	*	*	*	*	3	8
0 00128	5310-012-2432	NUT, PLAIN, HEXAGON: oil drain coupling	EA		2	*	*	*	*	39	11
0 00129	5310-655-9544	NUT, PLAIN, HEXAGON: tube assembly mtg	EA		2	*	*	*	*	6	11

(1) SMR CODE INDEX NO.	(2) FEDERAL STOCK NUMBER	(3) DESCRIPTION REFERENCE NO. & MFR. CODE USABLE ON CODE	(4) UNIT OF ISSUE	(5) QTY INC IN UNIT PACK	(6) QTY INC IN UNIT	(7) 15-DAY ORGANIZATIONAL MAINTENANCE ALW				(8) ILCUS- TRATION	
						(a) 1-5	(b) 6-20	(c) 21-50	(d) 51-100	(a) FIG NO.	(b) ITEM NO.
0 00130	5315-240-1014	PIB, SPRING: chain clip mtg	EA		1	*	*	*	*	6	6
X2 0 00131		PIPE ASSEMBLY, BREATHER 5184751 (72582)	EA		1	*				3	11
0 00132	4730-922-1999	PLUG, PIPE: oil drain	EA		1	*	*	*	*	39	12
0 00133	5305-018-0129	SCREW, CAP, HEXAGON HEAD: adapter to block	EA		1	*	*	*	*	5	3
0 00134	5305-269-3212	SCREW, CAP, HEXAGON HEAD: adapter to block	EA		6	*	*	*	*	5	13
0 00135	5305-069-5571	SCREW, CAP, HEXAGON HEAD: bracket mtg	EA		4	*	*	*	*	4	23
0 00136	5305-068-0506	SCREW, CAP, HEXAGON HEAD: clamp mtg	EA		1	*	*	*	*	3	4
0 00137	5305-269-3210	SCREW, CAP, HEXAGON HEAD: filter mtg	EA		4	*	*	*	*	4	1
X2 0 00138	4730-289-4774	TEE: accessory drive housing 3231135 (72582)	EA		1					31	15
0 00139	4730-542-4402	TEE, TUBE: return line to block	EA		1	*	*	*	*	5	14
M 0 00140	2815-589-2922	TUBE ASSEMBLY, CYLINDER HEAD AIR INLET 5164051 (72582) MANUFACTURE FROM:	EA		1					1	5
0 00141	4730-288-9390	INVERTED NUT, TUBE COUPLING	EA		2	*	*	*	*		
P 0 00142	4710-277-5524	TUBE, COPPER (12-3/4 in. required)	FT			SEE	GRP	9501			
X2 0 00143	6115-777-2480	TUBE ASSEMBLY, OIL DRAIN 5121561 (72582)	EA		1					39	14
X2 0 00144		TUBE ASSEMBLY, OIL FILLER 5122155 (72582)	EA		1					6	2

(1) SWR CODE INDEX NO.	(2) FEDERAL STOCK NUMBER	(3) DESCRIPTION	(4) UNIT OF ISSUE	(5) QTY INC IN UNIT PACK	(6) QTY INC IN UNIT	(7) 15-DAY ORGANIZATIONAL MAINTENANCE ALW				(8) ILLUS- TRATION	
						(a) 1-5	(b) 6-20	(c) 21-50	(d) 51-100	(a) FIG NO.	(b) ITEM NO.
X2 0 00145	2940-595-0792	REFERENCE NO. & MFR. CODE STRAINER, OIL FILLER TUBE ASSEMBLY 5150417 (24617)	EA		1					6	3
M 0 00146	2990-821-1950	TUBE ASSEMBLY: reservoir to tee 5120407 (72582) MANIFACTURE FROM:	EA		1					29	9
P 0 00147	4710-277-5526	TUBE, COPPER (18 in. required)	FT			SEE	COP	9501			
0 00148	5310-193-9753	WASHER, FLAT: copper	EA		1	*	*	*	*	5	5
0 00149	5310-809-4058	WASHER, FLAT: clip mtg	EA		1	*	*	*	*	3	5
0 00150	5310-637-9541	WASHER, LOCK: adapter to block	EA		7	*	*	*	*	5	4
0 00151	5310-012-0383	WASHER, LOCK: bracket mtg	EA		4	*	*	*	*	4	22
0 00152	5310-012-0380	WASHER, LOCK: clip mtg	EA		1	*	*	*	*	3	7
0 00153	5310-637-9541	WASHER, LOCK: filter mtg	EA		4	*	*	*	*	4	2
0 00154	5310-012-0214	WASHER, LOCK: housing mtg	EA		8	*	*	*	*	5	11
0 00155	5310-012-0214	WASHER, LOCK: pipe assembly mtg	EA		2	*	*	*	*	3	10
0 00156	5310-012-0382	WASHER, LOCK: tube assembly mtg	EA		2	*	*	*	*	6	12
00157		0108 - MANIFOLDS									
X1 00158	2815-551-3737	GASKET: exhaust manifold, end 5150195 (72582) (Component of GASKET SET, Stock No. 2815-371-5367, See group 0100)	EA		2					18	10

(1) SWR CODE INDEX NO.	(2) FEDERAL STOCK NUMBER	(3) DESCRIPTION REFERENCE NO. & MFR. CODE USABLE ON CODE	(4) UNIT OF ISSUE	(5) QTY INC IN UNIT PACK	(6) QTY INC IN UNIT	(7) 15-DAY ORGANIZATIONAL MAINTENANCE ALW				(8) ILLUS- TRATION	
						(a) 1-5	(b) 6-20	(c) 21-50	(d) 51-100	(a) FIG NO.	(b) ITEM NO.
X1 00159	2815-364-3094	GASKET: exhaust manifold, intermediate 5150196 (72582) (Component of GASKET SET, Stock No. 2815-371-5367, See group 0100)	EA		1					18	11
X2 0 00160	2990-732-7636	MUFFLER, EXHAUST 5119950 (72582)	EA		1					18	9
0 00161	5310-012-0370	NUT, FLAIN, HEXAGON: manifold	EA		7		*	*	*	18	13
0 00162	5310-995-8121	WASHER, KEY: manifold	EA		7		*	*	*	18	12
00163		GROUP 03 - FUEL SYSTEM									
00164		0302 - FUEL PUMPS									
0 00165	4730-202-7493	ADAPTER, STRAIGHT, PIPE TO TUBE: fuel pump drain tube	EA		2		*	*	*	7	5
X2 0 00166	5306-613-9396	BOLT, WITH SEAL WASHERS: pump mtg 5118219 (72582)	EA		3					7	2
X2 0 00167	2910-524-7862	FORK, COUPLING, FUEL, TRANSFER PUP 5150199 (72582)	EA		1					7	3
0 00168	4730-018-9566	PLUG, PIPE: fuel pump	EA		1		*	*	*	7	4
P 0 00169	2910-379-4293	PUMP ASSEMBLY, FUEL 5184532 (72582)	EA		1		*	*	*	7	1
M 0 00170	2815-363-7980	TUBE ASSEMBLY, PUMP DRAIN 5158825 (72582) MANUFACTURE FROM:	EA		1					7	6
P 0 00171	4710-277-5526	TUBE, COPPER (4 in. required)	FT			SEE	GRP	9501			
00172		0304 - AIR CLEANER									
X2 0 00173	2940-475-6378	AIR CLEANER 5118141 (72582)	EA		2					8	

(1) SMR CODE INDEX NO.	(2) FEDERAL STOCK NUMBER	(3) DESCRIPTION REFERENCE NO. & MFR. CODE USABLE ON CODE	(4) UNIT OF ISSUE	(5) QTY INC IN UNIT PACK	(6) QTY INC IN UNIT	(7) 15-DAY ORGANIZATIONAL MAINTENANCE				(8) ILLUS- TRATION	
						(a) 1-5	(b) 6-20	(c) 21-50	(d) 51-100	(a) FIG NO.	(b) ITEM NO.
I2 0 00174		BAFFLE: air cleaner 5193150 (72582)	EA		2					8	4
I2 0 00175	2940-775-1360	BOLT, AIR CLEANER 5193669 (72582)	EA		2					8	1
X1 00176		CUP ASSEMBLY, OIL: air cleaner 5193152 (72582)	EA		2					8	5
I2 0 00177	5330-703-9391	GASKET: air cleaner wing nut 5195514 (72582)	EA		2					8	3
0 00178	5310-732-0558	NUT, PLAIN, HEXAGON: air cleaner wing bolt	EA		2	*	*	*	*	8	7
P 0 00179	2940-641-4106	PACKING, PREFORMED: air cleaner mtg 1543005 (70040)	EA		2	*	2	2	4	8	6
I2 0 00180	5340-785-8288	WASHER, FLAT: air cleaner wing bolt 5195515 (72582)	EA		2					8	2
00181		0306 - TANKS, LINES, FITTINGS, HEADERS									
0 00182	4730-289-1254	ADAPTER, STRAIGHT, PIPE TO TUBE: manifold inlet	EA		1	*	*	*	*	14	7
0 00183	4730-288-9953	ADAPTER, STRAIGHT, PIPE TO TUBE: reservoir to manifold	EA		1	*	*	*	*	10	6
0 00184	4730-289-1254	ADAPTER, STRAIGHT, PIPE TO TUBE: reservoir to pump line	EA		1	*	*	*	*	10	9
0 00185	5306-225-8496	BOLT, MACHINE: fuel line	EA		1	*	*	*	*		
0 00186	5306-225-8497	BOLT, MACHINE: neck mtg	EA		3	*	*	*	*	9	1
0 00187	4730-196-0881	BUSHING, PIPE	EA		2	*	*	*	*		
0 00188	2920-812-9034	BUSHING, PIPE: filter to switch	EA		1	*	*	*	*	14	14
0 00189	4730-196-0881	BUSHING, PIPE: strainer inlet	EA		1	*	*	*	*	15	5

(1) SWP CODE INDEX NO.	(2) FEDERAL STOCK NUMBER	(3) DESCRIPTION REFERENCE NO. & MFR. CODE USABLE ON CODE	(4) UNIT OF ISSUE	(5) QTY INC IN UNIT PACK	(6) QTY INC IN UNIT	(7) 15-DAY ORGANIZATIONAL MAINTENANCE ALW				(8) ILLUS- TRATION	
						(a) 1-5	(b) 6-20	(c) 21-50	(d) 51-100	(e) FIG NO.	(b) ITEM NO.
X2 0 00190	2910-876-2189	CAP, AUXILIARY FUEL CONNECTING UNION 9403371 (72582)	EA		2					11	15
X2 0 00191	2990-208-9495	CAP: fuel tank 5197876 (72582)	EA		1					10	10
X2 0 00192	2815-833-0790	CLAMP, LOOP: fuel line 5112241 (72582)	EA		8					10	2
X2 0 00193	2940-367-7348	CLIP, FUEL LINES 5165244 (72582)	EA		3					10	15
0 00194	4730-044-4040	ELBOW, PIPE: fuel tank vent	EA		1	*	*	*	*	10	11
0 00195	4730-044-4040	ELBOW, PIPE: strainer to check valve	EA		1	*	*	*	*	15	4
0 00196	4730-777-2191	ELBOW, PIPE TO HOSE: fuel hoses to valves	EA		6	*	*	*	*	11	3
0 00197	4730-277-8274	ELBOW, PIPE TO TUBE: check valve to line assembly	EA		1	*	*	*	*	15	2
0 00198	4730-277-8274	ELBOW, PIPE TO TUBE: fuel hose to valves	EA		2	*	*	*	*	11	6
0 00199	4730-277-8274	ELBOW, PIPE TO TUBE: fuel line	EA		2	*	*	*	*	14	3
0 00200	4730-277-8274	ELBOW, PIPE TO TUBE: fuel pump inlet and outlet	EA		2	*	*	*	*	7	8
0 00201	4730-277-2181	ELBOW, PIPE TO TUBE: pump to filter	EA		2	*	*	*	*		
0 00202	4730-277-8274	ELBOW, PIPE TO TUBE: reservoir return line	EA		1	*	*	*	*	10	5
0 00203	4730-719-2696	ELBOW, PIPE TO TUBE: strainer outlet	EA		1	*	*	*	*	15	12
X2 0 00204	2990-208-9494	GASKET: filler neck	EA		1					9	6

(1) SMR CODE INDEX NO.	(2) FEDERAL STOCK NUMBER	(3) DESCRIPTION REFERENCE NO. & MFR. CODE USABLE ON CODE	(4) UNIT OF ISSUE	(5) QTY INC IN UNIT PACK	(6) QTY INC IN UNIT	(7) 15-DAY ORGANIZATIONAL MAINTENANCE ALW				(8) ILLUS- TRATION	
						(a) 1-5	(b) 6-20	(c) 21-50	(d) 51-100	(a) FIG NO.	(b) ITEM NO.
P 0 00205	4720-777-2185	HOSE ASSEMBLY, FUEL; tank to valve return 5120738 (72582)	EA		1	*	2	2	2	11	2
P 0 00206	4720-778-1372	HOSE ASSEMBLY, FUEL; tank to valve supply 5120671 (72582)	EA		4	*	2	2	4	11	1
M 0 00207	2815-901-0976	LINE ASSEMBLY, FILTER TO HEAD 5123063 (72582)	EA		1					14	6
0 00208	4730-014-2433	INVERTED NUT, TUBE COUPLING	EA		2	*	*	*	*		
P 0 00209	4710-289-8166	TUBE, STEEL (7 in. required)	FT			SEE	GRP	9501			
M 0 00210	2910-821-1960	LINE ASSEMBLY, FILTER TO PUMP 5120626 (72582)	EA		1					14	2
0 00211	4730-014-2433	INVERTED NUT, TUBE COUPLING	EA		2	*	*	*	*		
P 0 00212	4710-277-5527	TUBE, COPPER (22 in. required)	FT			SEE	GRP	9501			
0 00213	2910-364-3452	LINE ASSEMBLY, FUEL, MANIFOLD TO INJECTOR 5151121 (72582)	EA		12					17	8
M 0 00214	2910-822-1250	LINE ASSEMBLY, FUEL TANK VENT 5121512 (72582)	EA		1					10	12
0 00215	4730-013-7397	INVERTED NUT, TUBE COUPLING	EA		1	*	*	*	*		
P 0 00216	4710-277-5525	TUBE, COPPER (35 in. required)	FT			SEE	GRP	9501			
M 0 00217	2910-327-7207	LINE ASSEMBLY, RESERVOIR RETURN 5120676 (72582)	EA		1					10	4
0 00218	4730-288-9385	INVERTED NUT, TUBE COUPLING	EA		1	*	*	*	*		

SWP INDEX NO.	FEDERAL STOCK NUMBER	REFERENCE NO. & MFR. CODE	DESCRIPTION	USABLE ON CODE	UNIT OF ISSUE	QTY INC IN UNIT PACK	QTY INC IN UNIT	15-DAY ORGANIZATIONAL MAINTENANCE ALW				ILLUS- TRATION	
								(a) 1-5	(b) 6-20	(c) 21-50	(d) 51-100	(a) FIG NO.	(b) ITEM NO.
0 00219	4730-059-7975		NUT, TUBE COUPLING		EA		1	*	*	*	*		
0 00220	4730-278-8765		SLEEVES, COMPRESSION		EA		1	*	*	*	*		
P 0 00221	4710-277-5527		TUBE, COPPER (4 ft. 2 in. required)		FT		1	SEE	GRP	9501	*	10	7
M 0 00222	2910-821-1958		LINE ASSEMBLY, RESERVOIR TO MANIFOLD 5120624 (72582) MANUFACTURE FROM:		EA		1						
P 0 00223	4710-277-5526		TUBE, COPPER (27 in. required)		FT		1	SEE	GRP	9501	*		
M 0 00224	2910-821-1955		LINE ASSEMBLY, RESERVOIR TO PUMP 5120625 (72582) MANUFACTURE FROM:		EA		1					10	8
0 00225	4730-288-9385		INVERTED NUT, TUBE COUPLING		EA		2	*	*	*	*		
P 0 00226	4710-277-5527		TUBE, COPPER (18 in. required)		FT		1	SEE	GRP	9501	*		
M 0 00227	2910-822-1244		LINE ASSEMBLY, STRAINER TO PUMP 5120630 (72582) MANUFACTURE FROM:		EA		1					15	10
0 00228	4730-014-2433		INVERTED NUT, TUBE COUPLING		EA		2	*	*	*	*		
P 0 00229	4710-277-5527		TUBE, COPPER (23 in. required)		FT		1	SEE	GRP	9501	*		
M 0 00230	2910-821-1954		LINE ASSEMBLY, STRAINER TO RESERVOIR 5120601 (72582) MANUFACTURE FROM:		EA		1					15	1
0 00231	4730-014-2433		INVERTED NUT, TUBE COUPLING		EA		2	*	*	*	*		
P 0 00232	4710-277-5527		TUBE, COPPER (4 ft. 2 in. required)		FT		1	SEE	GRP	9501	*		

(1) SMR CODE INDEX NO.	(2) FEDERAL STOCK NUMBER	(3) REFERENCE NO. & MFR. CODE DESCRIPTION USABLE ON CODE	(4) UNIT OF ISSUE	(5) QTY. INC. IN UNIT PACK	(6) QTY. INC. IN UNIT	(7) 15-DAY ORGANIZATIONAL MAINTENANCE ALW				(8) ILLUS- TRATION	
						(a) 1-5	(b) 6-20	(c) 21-50	(d) 51-100	(a) FIG NO.	(b) ITEM NO.
M 0 00233	2910-327-7206	LINE ASSEMBLY, TANK TO PUMP 5120675 (72582) MANUFACTURE FROM:	EA		1					10	3
0 00234	4730-288-9385	INVERTED NUT, TUBE COUPLING	EA		1	*	*	*	*		
X2 0 00235		NUT, TUBE COUPLING 210X6 (79470)	EA		1						
0 00236	4730-278-8765	SLEEVE, COMPRESSION	EA		1	*	*	*	*		
P 0 00237	4710-277-5527	TUBE, COPPER (31 in. required)	FT			SEE	GRP	9501			
X2 0 00238	2910-875-0452	NIPPLE: fuel tank drain 5120873 (72582)	EA		1					9	7
X2 0 00239	1450-776-0977	NUT, FLAIN, HEXAGON: auxiliary fuel connection union 9403293 (72582)	EA		2					11	7
X2 0 00240	5310-176-8137	NUT, FLAIN, HEXAGON: clamp retaining 110633 (72582)	EA		6					10	13
0 00241	5310-012-3197	NUT, FLAIN, HEXAGON: fuel line	EA		1	*	*	*	*		
0 00242	4730-289-5176	PLUG, PIPE: fuel tank drain	EA		1	*	*	*	*	9	8
X2 0 00243		RING, FILLER NECK 5121520 (72582)	EA		1					9	4
X2 0 00244	2910-209-3676	SCREEN: filler neck 5197877 (72582)	EA		1					9	5
X2 0 00245	5305-068-7837	SCREEN, CAP, HEXAGON HEAD: valve indicator plate mtg 120854 (72582)	EA		4					11	10
0 00246	5305-984-6212	SCREW, MACHINE: clamp retaining	EA		6	*	*	*	*	10	16

(1) SMR CODE INDEX NO.	(2) FEDERAL STOCK NUMBER	(3) DESCRIPTION REFERENCE NO. & MFR. CODE USABLE ON CODE	(4) UNIT OF ISSUE	(5) QTY INC IN UNIT PACK	(6) QTY INC IN UNIT	(7) 15-DAY ORGANIZATIONAL MAINTENANCE ALW				(8) ILLUS- TRATION	
						(a) 1-5	(b) 6-20	(c) 21-50	(d) 51-100	(a) FIG NO.	(b) ITEM NO.
0 00247	5305-984-6212	SCREEN, MACHINE: clamp retaining	EA		1	*	*	*	*	10	17
X2 0 0248		SEAL, FILLER NECK 5425139 (72582)	EA		1					9	3
X2 0 00249	5340-367-7300	STRAP, RETAINING 5177623 (72582)	EA		1					24	13
X2 0 00250	2910-703-4240	TUBE ASSEMBLY, FUEL; return to shut-off valve 5120672 (72582)	EA		1					11	27
X2 0 00251	2910-976-9094	TUBE ASSEMBLY; return from valve 5120674 (72582)	EA		1					11	5
P 0 00252	2910-703-4239	TUBE ASSEMBLY; supply to shut-off valve 5120969 (72582)	EA		1	*	2	2	2	11	26
X2 0 00253		TUBE ASSEMBLY; supply to valve 5120673 (72582)	EA		1					11	4
X2 0 00254	4730-828-6120	UNION, BULKHEAD; auxiliary fuel connection 9403254 (72582)	EA		2					11	14
X2 0 00255	4730-828-6119	UNION, TUBE COUPLING 9402786 (72582)	EA		2					10	1
X2 0 00256	2910-345-9110	VALVE ASSEMBLY, THREE WAY 5185036 (24617)	EA		2	SEE	GRP	9901		11	16
P 0 00257	4820-785-8268	VALVE, CHECK; fuel strainer 5122279 (72582)	EA		1	*	*	*	*	15	3
0 00258	5310-081-4219	WASHER, FLAT; fuel line	EA		1	*	*	*	*		
0 00259	5310-167-0680	WASHER, LOCK; auxiliary fuel connection union	EA		2	*	*	*	*	11	8
X2 0 00260	5310-995-6934	WASHER, LOCK; clamp retaining 120217 (72582)	EA		6					10	14
0 00261	5310-407-9566	WASHER, LOCK; fuel line, neck mtg	EA		4	*	*	*	*	9	2

(1) SWR CODE INDEX NO.	(2) FEDERAL STOCK NUMBER	(3) DESCRIPTION REFERENCE NO. & MFR. CODE USABLE ON CODE	(4) QTY INC IN UNIT PACK	(5) QTY INC IN UNIT	(7) 15-DAY ORGANIZATIONAL MAINTENANCE ALW				(8) ILLUS- TRATION		
					(a) 1-5	(b) 6-20	(c) 21-50	(d) 51-100	(a) FIG NO.	(b) ITEM NO.	
00262		0308 - ENGINE SPEED GOVERNOR AND CONTROLS									
X2 0 00263		BAND, OIL FILTER 5120746 (72582)	EA	1					13	6	
X2 0 00264	2990-703-4514	BEARING, ROD END 5120472 (72582)	EA	1					17	19	
0 00265	5306-225-8506	BOLT, MACHINE; band mtg	EA	2	*	*	*	*	13	5	
X2 0 00266	2990-979-3518	BOOT, ROD FLANGE 5130994 (72582)	EA	1					17	16	
X2 0 00267	2990-751-8907	BRACKET, OIL RESERVOIR AND FILTER MOUNTING 5120402 (72582)	EA	1					12	16	
X2 0 00268	5340-961-1190	EYE, ROD END 5122973 (72582)	EA	1					17	18	
X2 0 00269	2940-886-1070	FILTER ASSEMBLY, GOVERNOR OIL 5119730 (72582)	EA	1					13		
X1 00270		COVER, OIL FILTER 34767 (81321)	EA	1					13	1	
P 0 00271	2815-785-7958	ELEMENT AND GASKET: governor oil filter 9023829 (72582)	EA	1	5	21	42	84	13	4	
X1 00272	4320-217-3568	FILTER ELEMENT, GOVERNOR OIL 9023813 (72582)	EA	1					13	3	
X1 00273	5330-171-5935	GASKET: governor oil filter 2374427 (72582)	EA	1					13	2	
0 00274	4730-202-8946	PLUG, MACHINE THREAD: filter oil drain	EA	1	*	*	*	*	13	16	
X1 00275		SHELL, OIL, FILTER 54730 (81321)	EA	1					13	18	
P 0 00276	5330-247-3567	WASHER, NONMETALLIC: drain plug 7494 (81321)	EA	1	*	*	2	2	13	15	

(1) SMR CODE INDEX NO.	(2) FEDERAL STOCK NUMBER	(3) DESCRIPTION	USABLE ON CODE	UNIT OF ISSUE	QTY INC IN UNIT PACK	QTY INC IN UNIT	15-DAY ORGANIZATIONAL MAINTENANCE ALW				ILLUS- TRATION	
							(a) 1-5	(b) 6-20	(c) 21-50	(d) 51-100	(a) FIG NO.	(b) ITEM NO.
0 00277	5310-012-0368	NUT, FLAIN, HEXAGON: eye locking		EA		1	*	*	*	17	20	
0 00278	5310-012-3221	NUT, FLAIN, HEXAGON: filter mtg		EA		3	*	*	*	13	11	
0 00279	5310-010-2635	NUT, FLAIN, HEXAGON: oil reservoir bracket mtg		EA		5	*	*	*	12	10	
0 00280	5310-012-4925	NUT, FLAIN, HEXAGON: oil reservoir bracket mtg		EA		1	*	*	*	12	12	
0 00281	5310-265-9215	NUT, FLAIN, HEXAGON: oil reservoir bracket mtg		EA		2	*	*	*	12	17	
0 00282	5310-012-0373	NUT, FLAIN, SQUARE: band mtg		EA		2	*	*	*	13	8	
X2 0 00283	2990-572-0743	RESERVOIR, GOVERNOR OIL 5574785 (72582)		EA		1				12	12	
X2 0 00284	4820-849-1220	COCK, DRAIN: oil reservoir 141615 (72582)		EA		1				12	20	
X2 0 00285	2910-932-9634	COVER, OIL RESERVOIR 6436254 (70040)		EA		1				12	9	
0 00286	5306-604-7961	BOLT, COVER RETAINING		EA		1	*	*	*	12	8	
X2 0 00287	5340-563-4049	RING, SNAP: bolt retaining 5574121 (70040)		EA		1				12	21	
X2 0 00288	5330-551-0433	WASHER, NONSTALLIO: cover mtg 1503536 (70040)		EA		1				12	7	
P 0 00289	2940-846-9841	GASKET: cover seal 5574161 (70040)		EA		1	*	*	*	12	18	
X1 00290	2910-354-1151	SHELL, OIL RESERVOIR 5574786 (70040)		EA		1				12	19	
X2 0 00291	2910-354-1151	ROD, GOVERNOR CONTROL 3291725 (72582)		EA		1				17	17	

(1) SMP CODE INDEX NO.	(2) FEDERAL STOCK NUMBER	(3) DESCRIPTION REFERENCE NO. & MFR. CODE USABLE ON CODE	(4) UNIT OF ISSUE	(5) QTY INC IN UNIT PACK	(6) QTY INC IN UNIT	(7) 15-DAY ORGANIZATIONAL MAINTENANCE ALW				(8) ILLUS- TRATION	
						(a) 1-5	(b) 6-20	(c) 21-50	(d) 51-100	(a) FIG NO.	(b) ITEM NO.
0 00292	5305-619-4718	SCREW, CAP, HEXAGON HEAD: filter mtg	EA	3	*	*	*	*	*	13	9
0 00293	5305-721-8009	SCREW, CAP, HEXAGON HEAD: flange mtg	EA	2	*	*	*	*	*	17	2
0 00294	5305-012-5973	SCREW, CAP, HEXAGON HEAD: oil reservoir bracket mtg	EA	2	*	*	*	*	*	12	13
0 00295	5305-543-4952	SCREW, CAP, HEXAGON HEAD: oil reservoir bracket mtg	EA	1	*	*	*	*	*	12	14
0 00296	5305-207-4535	SCREW, CAP, HEXAGON HEAD: oil reservoir mtg	EA	3	*	*	*	*	*	12	15
0 00297	5310-012-0214	WASHER, LOCK: hand mtg	EA	2	*	*	*	*	*	13	7
0 00298	5310-637-9541	WASHER, LOCK: filter mtg	EA	3	*	*	*	*	*	13	10
0 00299	5310-010-3319	WASHER, LOCK: flange mtg	EA	2	*	*	*	*	*	17	1
0 00300	5310-637-9541	WASHER, LOCK: oil reservoir bracket mtg	EA	8	*	*	*	*	*	12	11
00301		0309 - FUEL FILTERS									
X2 0 00302		BRACKET, FILTER MOUNTING 5133083 (72582)	EA	1						14	8
X2 0 00303		BRACKET, STRAINER MOUNTING 5120999 (72582)	EA	1						15	3
X2 0 00304		FILTER ASSEMBLY, FUEL 5574533 (72582)	EA	1						14	
0 00305	4820-849-1220	COCK, DRAIN: fuel filter	EA	1	*	*	*	*	*	14	10
X2 0 00306		COVER, FILTER 5571117 (72582)	EA	1						14	15
P 0 00307	2910-620-7366	FILTER ELEMENT, FLUID PRESSURE 5574508 (72582)	EA	1	2	4	8	17		14	12

(1) SMR CODE INDEX NO.	(2) FEDERAL STOCK NUMBER	(3) DESCRIPTION REFERENCE NO. & MFR. CODE USABLE ON CODE	(4) UNIT OF ISSUE	(5) QTY INC IN UNIT PACK	(6) QTY INC IN UNIT	(7) 15-DAY ORGANIZATIONAL MAINTENANCE ALW				(8) ILLUS- TRATION	
						(a) 1-5	(b) 6-20	(c) 21-50	(d) 51-100	(a) FIG NO.	(b) ITEM NO.
XL 00308	5330-627-4085	GASKET: cover 5974161 (72582)	EA		1					14	11
P 0 00309	5330-285-3825	GASKET: cover mtg 2243465 (72582)	EA		1	*	*	2	2	14	5
P 0 00310	5310-608-1536	NUT, SLURVE: cover mtg 5192913 (72582)	EA		1	*	*	2	2	14	4
0 00311	4730-187-4207	FLANG, PIPE: filter head	EA		1	*	*	*	*	14	1
XL 00312	2910-015-3609	SHELL, FILTER 5975169 (72582)	EA		1					14	9
0 00313	5310-543-5643	NUT, FLANG, HEXAGON: strainer mtg	EA		2	*	*	*	*	15	11
0 00314	5305-269-3210	SCREW, CAP, HEXAGON HEAD: bracket mtg	EA		2	*	*	*	*	14	19
0 00315	5306-957-8173	SCREW, CAP, HEXAGON HEAD: bracket mtg	EA		2	*	*	*	*	15	15
0 00316	5306-957-8173	SCREW, CAP, HEXAGON HEAD: filter mtg	EA		2	*	*	*	*	14	17
0 00317	5305-543-2272	SCREW, CAP, HEXAGON HEAD: strainer mtg	EA		2	*	*	*	*	15	16
X2 0 00318	2910-858-6194	STRAINER ASSEMBLY, FUEL 39098 (81321)	EA		1					15	
0 00319	5306-012-6335	BOLT, SQUARE NECK: aball to cover	EA		4	*	*	*	*	15	21
XL 00320	2910-777-3004	GASK: strainer 13666 (81321)	EA		1					15	19
XL 00321		COVER: strainer 15123 (81321)	EA		1					15	6
P 0 00322	2910-765-6166	FILTER ELEMENT: strainer 5193821 (81321)	EA		1	*	2	2	4	15	18

(1) SMR CODE INDEX NO.	(2) FEDERAL STOCK NUMBER	(3) DESCRIPTION	(4) UNIT OF ISSUE	(5) QTY INC IN UNIT PACK	(6) QTY INC IN UNIT	(7) 15-DAY ORGANIZATIONAL MAINTENANCE				(8) ILLUS- TRATION		
						(a) 1-5	(b) 6-20	(c) 21-50	(d) 51-100	(a) FIG NO.	(b) ITEM NO.	
		REFERENCE NO. & MFR. CODE	USABLE ON CODE									
P 0 00323	5330-291-2967	GASKET, COVER MTG 21016 (81321)	EA		1	*	2	4			15	17
0 00324	6115-731-5276	NUT, PLAIN, HEXAGON: shell to cover	EA		4	*	*	*			15	9
X2 0 00325	2910-376-0749	RING, CLAMPING: strainer shell 11620 (81321)	EA		1						15	20
X2 0 00326		RING, FILTER 5574121 (72582)	EA		1						14	16
0 00327	5310-012-0992	WASHER, FLAT: shell to cover	EA		4	*	*	*			15	7
0 00328	5310-012-0380	WASHER, LOCK: shell to cover	EA		4	*	*	*			15	8
0 00329	5310-209-0691	WASHER, FLAT: bracket mtg	EA		2	*	*	*			14	20
0 00330	5310-637-9541	WASHER, LOCK: filter mtg bracket	EA		4	*	*	*			14	18
0 00331	5310-637-9541	WASHER, LOCK: strainer and bracket mtg	EA		4	*	*	*			15	14
00332		0311 - ENGINE STARTING AIDS										
0 00333	4730-019-1408	ADAPTER, STRAIGHT, PIPE TO TUBE: fuel line	EA		1	*	*	*			16	14
0 00334	4730-019-2115	ADAPTER, STRAIGHT, PIPE TO TUBE: reservoir to fluid tank	EA		6	*	*	*			16	20
0 00335	5306-616-1287	BOLT, MACHINE: clamp, bracket mtg	EA		4	*	*	*			16	8
0 00336	5306-225-8500	BOLT, MACHINE: latch retaining	EA		1	*	*	*			16	3
X2 0 00337		BRACKET, RESERVOIR 5120615 (72582)	EA		1						16	24

(1) SMR CODE INDEX NO.	(2) FEDERAL STOCK NUMBER	(3) DESCRIPTION REFERENCE NO. & MFR. CODE USABLE ON CODE	(4) UNIT OF ISSUE	(5) QTY INC IN UNIT PACK	(6) QTY INC IN UNIT	(7) 15-DAY ORGANIZATIONAL MAINTENANCE ALW			(8) ILLUS- TRATION		
						(a) 1-5	(b) 6-20	(c) 21-50	(d) 51-100	(a) FIG NO.	(b) ITEM NO.
0 00338	4730-196-0930	BUSHING, PIPE; fuel line	EA		1	*	*	*	*	16	12
X2 0 00339		CLAMP; air pump mtg 5120558 (72582)	EA		1					16	7
0 00340	5340-282-7526	CLAMP, HOSE; reservoir to tank	EA		2	*	*	*	*	16	26
X2 0 00341		CLAMP, LOOP; fuel line 5112241 (72582)	EA		2					16	22
X2 0 00342	5905-171-1999	CLAMP, LOOP; fuel line 5151883 (72582)	EA		1					16	19
X2 0 00343		CLAMP; tank mtg 5120558 (72582)	EA		1					16	10
X2 0 00344		COLLAR, PUMP HANDLE 5122030 (72582)	EA		1					16	1
X2 0 00345		GROMMET, RUBBER; priming lines 140711 (72582)	EA		3					16	21
M 0 00346		HOSE, RUBBER; reservoir to tank 5172615 (72582) MANUFACTURE FROM:	EA		1					16	27
P 0 00347	4720-278-4940	HOSE, RUBBER (2-3/4 in. required)	FT					CRP 9501			
0 00348	4730-013-7397	INVERTED NUT, TUBE COUPLING; priming	EA		1	SEE	*	*	*	16	16
X2 0 00349		LATCH, PUMP HANDLE RETAINING 5122013 (72582)	EA		1					16	4
M 0 00350		LINE ASSEMBLY, FLUID TANK TO INTAKE MANIFOLD MANUFACTURE FROM:	EA		1					16	23
0 00351	4730-289-1958	INVERTED NUT, TUBE COUPLING	EA		2	*	*	*	*		

(1) SMR CODE INDEX NO.	(2) FEDERAL STOCK NUMBER	(3) DESCRIPTION REFERENCE NO. & MFR. CODE USABLE ON CODE	(4) UNIT OF ISSUE	(5) QTY INC IN UNIT PACK	(6) QTY INC IN UNIT	(7) 15-DAY ORGANIZATIONAL MAINTENANCE ALW				(8) ILLUS- TRATION		
						(a) 1-5	(b) 6-20	(c) 21-50	(d) 51-100	(a) FIG NO.	(b) ITEM NO.	
P 0 00332	4710-277-5524	TUBE, COPPER (7 ft. 6 in. required)	FT			SEE	GRP	9501			16	9
M 0 00353		LINE ASSEMBLY, FLUID TANK TO PRIMER PUMP 5174650 (72582) MANUFACTURE FROM:	EA		1							
0 00354	4730-289-1958	INVERTED NUT, TUBE COUPLING	EA		2	*	*	*	*			
P 0 00355	4710-277-5524	TUBE, COPPER (15 in. required)	FT			SEE	GRP	9501				
M 0 00356		LINE ASSEMBLY, FLUID TANK TO RESERVOIR MANUFACTURE FROM:	EA		1						16	11
0 00357	4730-289-1958	INVERTED NUT, TUBE COUPLING	EA		2	*	*	*	*			
P 0 00358	4710-277-5524	TUBE, COPPER (21 in. required)	FT			SEE	GRP	9501				
X 2 0 00359		NOZZLE, PRIMING 214713 (72582)	EA		1						16	13
0 00360	5310-012-0376	NUT, PLAIN, HEXAGON: clamp, bracket and latch mtg	EA		5	*	*	*	*		16	6
0 00361	4730-526-0348	NUT, TUBE COUPLING: priming nozzle	EA		1	*	*	*	*		16	15
X 2 0 00362		RING, O; reservoir adapter 710FS0-1-2 (72582)	EA		6						16	28
0 00363	5305-022-5842	SCREW, CAP, SOCKET HEAD: metering reservoir to bracket	EA		2	*	*	*	*		16	29
0 00364	5305-724-5811	SETScrew: collar retaining	EA		1	*	*	*	*		16	2
0 00365	4730-278-8763	SLEEVES, COMPRESSION: line assembly	EA		1	*	*	*	*		16	17

(1) SWR CODE INDEX NO.	(2) FEDERAL STOCK NUMBER	(3) DESCRIPTION REFERENCE NO. & MFR. CODE USABLE ON CODE	(4) UNIT OF ISSUE	(5) QTY INC IN UNIT PACK	(6) QTY INC IN UNIT	(7) 15-DAY ORGANIZATIONAL MAINTENANCE ALW				(8) ILLUS- TRATION		
						(a) 1-5	(b) 6-20	(c) 21-50	(d) 51-100	(a) FIG NO.	(b) ITEM NO.	
X2 0 00366		STARTING AID 5120607 (72582)	EA		1						16	
X2 0 00367		UNION, REDUCING; line assembly 871R1-4X3-1.6 (30327)	EA		1						16	18
0 00368	5310-639-1532	WASHER, FLAT; latch retaining	EA		1	*	*	*	*		16	5
0 00369	5310-407-9566	WASHER, LOCK; clamp, bracket mtg	EA		4	*	*	*	*		16	25
00370		0312 - ACCELERATOR, THROTTLE OR CHOKE CONTROLS										
X2 0 00371	2910-673-5510	BRACKET, TUBE TO CYLINDER HEAD 5120687 (72582)	EA		1						17	3
X2 0 00372	2815-674-6932	LEVER INJECTOR CONTROL 5115321 (72582)	EA		6						17	5
0 00373	5305-022-5495	SCREW, MACHINE; lever retaining	EA		12	*	*	*	*		17	4
0 00374	5315-234-1650	PIN, CORNER; pin retaining	EA		2	*	*	*	*		17	15
0 00375	5315-251-9754	PIN, STRAIGHT, HEADLESS; lever to control rod	EA		1	*	*	*	*		17	14
0 00376	5305-721-8009	SCREW, CAP, BELLOWS HEAD; bracket to cylinder head	EA		6	*	*	*	*		17	2
0 00377	5340-674-6951	SPRING, HELICAL, TORSION; injector tube	EA		1	*	*	*	*		17	10
X2 0 00378	2910-775-1383	TUBE ASSEMBLY, INJECTOR CONTROL 5195532 (72582)	EA		1						17	9
X2 0 00379	2815-363-8122	ARM, ACTUATING, INJECTOR TUBE 5150265 (72582)	EA		1						17	13
X2 0 00380		BRACKET, TUBE TO CYLINDER HEAD 5120687 (72582)	EA		1						17	3

(1) SMR CODE INDEX NO.	(2) FEDERAL STOCK NUMBER	(3) DESCRIPTION	(4) UNIT OF ISSUE	(5) QTY INC IN UNIT PACK	(6) QTY INC IN UNIT	(7) 15-DAY ORGANIZATIONAL MAINTENANCE ALW				(8) ILLUS- TRATION	
						(a) 1-5	(b) 6-20	(c) 21-50	(d) 51-100	(a) FIG NO.	(b) ITEM NO.
0 00381	5315-846-5928	PIN, GROOVED, HEADLESS; lever to tube	EA		1	*	*	*	*	17	12
X2 0 00382	5340-334-7180	SPACER, LEVER; injector control tube 5150843 (72582)	EA		1					17	11
0 00383	5310-010-3319	WASHER, LOCK; bracket to cylinder head	EA		6	*	*	*	*	17	1
00384		GROUP 04 - EXHAUST SYSTEM.									
00385		0401 - MUFFLER AND PIPES									
0 00386	5306-531-1798	BOLT, MACHINE; flange to pipe	EA		2	*	*	*	*	18	16
0 00387	2810-870-7840	CAP, EXHAUST PIPE	EA		1	*	*	*	*	18	1
X2 0 00388	2990-208-9496	CLAMP, PIPE ASSEMBLY TO MUFFLER 5131393 (24617)	EA		1					18	5
X2 0 00389		FLANGE, EXHAUST 5120662 (72582)	EA		1					18	3
0 00390	6115-731-5276	NUT, PLAIN, HEXAGON; cap locking	EA		1	*	*	*	*	18	4
0 00391	5310-012-3221	NUT, PLAIN, HEXAGON; clamp	EA		1	*	*	*	*	18	8
X2 0 00392		PIPE ASSEMBLY, EXHAUST 5120244 (72582)	EA		1					18	4
0 00393	5305-206-0007	SCREW, CAP, HEXAGON HEAD; clamp	EA		1	*	*	*	*	18	18
0 00394	5305-013-3056	SCREW, MACHINE; cap locking	EA		1	*	*	*	*	18	2
0 00395	5310-186-7448	WASHER, FLAT; clamp	EA		2	*	*	*	*	18	6
0 00396	5310-012-0380	WASHER, LOCK; cap locking	EA		1	*	*	*	*	18	15

(1) SMR CODE INDEX NO.	(2) FEDERAL STOCK NUMBER	(3) DESCRIPTION REFERENCE NO. & MFR. CODE USABLE ON CODE	(4) UNIT OF ISSUE	(5) QTY INC IN UNIT PACK	(6) QTY INC IN UNIT	(7) 15-DAY ORGANIZATIONAL MAINTENANCE ALW				(8) ILLUS- TRATION	
						(a) 1-5	(b) 6-20	(c) 21-50	(d) 51-100	(a) FIG NO.	(b) ITEM NO.
0 00397	5310-637-9541	WASHER, LOCK: clamp	EA		1	*	*	*	*	18	7
0 00398	5310-012-0214	WASHER, LOCK: flange	EA		2	*	*	*	*	18	17
00399		GROUP 05 - COOLING SYSTEM									
00400		0501 - RADIATOR, EVAPORATIVE COOLER, OR HEAT EXCHANGER									
P 0 00401	2930-785-6166	CAP, RADIATOR 5122392 (72582)	EA		1	*	*	*	*	19	1
P 0 00402	5330-245-5435	GASKET: pressure relief valve 850477 (70040)	EA		1	*	*	*	*	19	7
P 0 00403	5340-737-6631	RING, SNAP: valve retaining 850478 (70040)	EA		1	*	*	*	*	19	9
P 0 00404	2930-562-0156	VALVE ASSEMBLY, PRESSURE RELIEF 850567 (70040)	EA		1	*	*	*	*	19	8
00405		0503 - WATER MANIFOLD, HEADERS, THERMOSTATS AND HOUSING GASKET									
X2 0 00406	4730-274-6285	ADAPTER: by-pass line 5177218 (72582)	EA		2	*	*	*	*	20	9
X2 0 00407		ADAPTER, OIL COOLER INLET 5121506 (72582)	EA		1	*	*	*	*	5	20
0 00408	5306-225-8497	BOLT, MACHINE: adapter mtg	EA		2	*	*	*	*	5	18
0 00409	5306-225-8506	BOLT, MACHINE: tube assembly mtg	EA		4	*	*	*	*	20	20
0 00410	4730-193-0671	BUSHING, PIPE: manifold end	EA		1	*	*	*	*	21	6
0 00411	4730-358-5965	CLAMP, HOSE: by-pass line hose mtg	EA		2	*	*	*	*	20	11
0 00412	4730-278-2067	CLAMP, HOSE: by-pass tube connection	EA		2	*	*	*	*	19	16

(1) SMR CODE INDEX NO.	(2) FEDERAL STOCK NUMBER	(3) DESCRIPTION	(4) UNIT OF ISSUE	(5) QTY INC IN UNIT PACK	(6) QTY INC IN UNIT	(7) 15-DAY ORGANIZATIONAL MAINTENANCE ALW				(8) ILLUS- TRATION	
						(a) 1-5	(b) 6-20	(c) 21-50	(d) 51-100	(a) FIG NO.	(b) ITEM NO.
0 00413	4730-358-5965	CLAMP, HOSE: hose to tube assembly	EA		2	*	*	*	*	20	7
0 00414	4730-318-6658	CLAMP, HOSE: manifold outlet elbow to radiator	EA		2	*	*	*	*	19	24
0 00415	4730-278-2070	CLAMP, HOSE: outlet elbow drain and overflow hoses	EA		6	*	*	*	*	19	13
0 00416	4730-289-5910	CLAMP, HOSE: radiator outlet	EA		4	*	*	*	*	20	15
0 00417	5340-282-7526	CLAMP, LOOP: by-pass tube support	EA		1	*	*	*	*	5	1
X2 0 00418	4730-289-2211	CLAMP: water pump to oil cooler 111628 (72582)	EA		1	*	*	*	*	5	25
0 00419	2805-163-3734	COCK, DRAIN: oil cooler	EA		1	*	*	*	*	19	10
0 00420	4820-845-1096	COCK, DRAIN: radiator outlet elbow	EA		1	*	*	*	*	20	18
0 00421	4820-449-1220	COCK, DRAIN: tube assembly	EA		2	*	*	*	*	5	23
X2 0 00422	2815-650-0993	CONNECTOR, WATER INLET FROM RADIATOR 5188383 (72582)	EA		1					19	12
X2 0 00423		ELBOW, RADIATOR OUTLET 5120554 (72582)	EA		1					20	6
X2 0 00424	2815-428-9712	ELBOW, WATER OUTLET, MANIP OLD 5186260 (72582)	EA		1					5	24
M 0 00425		GASKET: adapter to housing 5173760 (72582) MANUFACTURE FROM:	EA		1						
P 0 00426	5330-467-3615	PAPER, GASKET (3 in. x 4 in. required)	YD			SEE	GRP	9501			

(1) SWP CODE INDEX NO.	(2) FEDERAL STOCK NUMBER	(3) DESCRIPTION REFERENCE NO. & MFR. CODE USABLE ON CODE	(4) UNIT OF ISSUE	(5) QTY INC IN UNIT PACK	(6) QTY INC IN UNIT	(7) 15-DAY ORGANIZATIONAL MAINTENANCE ALW				(8) ILLUS- TRATION	
						(a) 1-5	(b) 6-20	(c) 21-50	(d) 51-100	(a) FIG NO.	(b) ITEM NO.
M O 00427	5330-467-3615	GASKET: elbow mtg 2441342 (72582) MANUFACTURE FROM: PAPER, GASKET (4 in. x 4 in. required)	EA		1	SEE	OMP	9501		19	11
P O 00428	5330-467-3615	GASKET: inlet tube 5184859 (72582) MANUFACTURE FROM: PAPER, GASKET (3 in. x 4 in. required)	EA		1	SEE	OMP	9501		19	3
M O 00429	5330-467-3615	GASKET: water by-pass tube 5169478 (72582) (Component of GASKET SET, Stock No. 2815-371-5367, See group 0100) (Can be manufactured from PAPER, Stock No. 5330-467-3615)	EA		2					20	1
P O 00430	5330-467-3615	GASKET: water outlet manifold 5150361 (72582) (Component of GASKET SET, Stock No. 2815-371-5367, See group 0100) (Can be manufactured from PAPER, Stock No. 5330-467-3615)	EA		6					21	7
IL 00431	4720-276-5050	HOSE, PREFORMED; by-pass line 5156170 (72582)	EA		2	*	*	*	*	20	12
P O 00432	4720-276-5050	HOSE, RUBBER; by-pass tube connection 5177217 (72582) MANUFACTURE FROM:	EA		1					20	13
M O 00434	4720-235-4125	HOSE, RUBBER; manifold outlet 5121999 (72582)	PT		1	SEE	OMP	9501			
P O 00435	4720-785-3461	HOSE, RUBBER; outlet elbow drain 5121532 (72582) MANUFACTURE FROM:	EA		1	*	*	*	*	20	8
P O 00436	4720-200-0965	HOSE, RUBBER (18 in. required)	EA		1					19	28
M O 00437			PT			SEE	OMP	9501			

(1) SMR CODE INDEX NO.	(2) FEDERAL STOCK NUMBER	(3) DESCRIPTION REFERENCE NO. & MFR. CODE USABLE ON CODE	(4) UNIT OF ISSUE	(5) QTY INC IN UNIT PACK	(6) QTY INC IN UNIT	(7) 15-DAY ORGANIZATIONAL MAINTENANCE ALW				(8) ILLUS- TRATION	
						(a) 1-5	(b) 6-20	(c) 21-50	(d) 51-100	(a) FIG NO.	(b) ITEM NO.
M 0 00439		HOSE, RUBBER: overflow 5121553 (72582) MANUFACTURE FROM:	EA		1					19	27
P 0 00440	4720-200-0365	HOSE, RUBBER (3 ft. 6 in. required)	PT			SEE	GRP	9501		19	14
M 0 00441		HOSE, RUBBER: radiator outlet 5184737 (72582) MANUFACTURE FROM:	EA		2						
P 0 00442	4720-374-4917	HOSE, RUBBER (2-1/2 in. required)	PT			SEE	GRP	9501			
X2 0 00443	2815-428-9704	MANIFOLD, WATER OUTLET 5120086 (72582)	EA		1					21	2
0 00444	5310-278-3441	NUT, PLAIN, HEXAGON: manifold mtg	EA		12	*	*	*	*	21	9
0 00445	5310-278-3441	NUT, PLAIN, HEXAGON: tube mtg	EA		2	*	*	*	*	19	6
0 00446	4730-011-3935	PLUG, PIPE: tube assembly	EA		2	*	*	*	*	20	3
0 00447	4730-187-4207	PLUG, PIPE: tube assembly	EA		1	*	*	*	*	20	2
0 00448	5305-069-5574	SCREW, CAP, HEXAGON HEAD: adapter mtg	EA		2	*	*	*	*	5	21
0 00449	5305-655-6360	SCREW, CAP, HEXAGON HEAD: clip mtg	EA		1	*	*	*	*	20	17
X2 0 00450	5305-527-5196	SCREW, CAP, HEXAGON HEAD: elbow mtg	EA		2	*	*	*	*	19	18
0 00451	5305-269-2804	SCREW, CAP, HEXAGON HEAD: tube mtg	EA		2	*	*	*	*	19	2
X2 0 00452	2930-816-5830	SPACER, THERMOSTAT TUBE ASSEMBLY 5199347 (72582)	EA		1					20	14

(1) SMR CODE INDEX NO.	(2) FEDERAL STOCK NUMBER	(3) DESCRIPTION	(4) UNIT OF ISSUE	(5) QTY INC IN UNIT PACK	(6) QTY INC IN UNIT	(7) 15-DAY ORGANIZATIONAL MAINTENANCE ALW				(8) ILLUS- TRATION	
						(a) 1-5	(b) 6-20	(c) 21-50	(d) 51-100	(a) FIG NO.	(b) ITEM NO.
P 0 00453	6620-377-3497	THERMOSTAT, FLOW CONTROL, ENGINE 5172141 (72582)	EA		1	*	*	*	*	20	5
X2 0 00454	2930-815-5547	TUBE ASSEMBLY, THERMOSTAT HOUSING 5186209 (72582)	EA		1	*	*	*	*	20	4
X2 0 00455		TUBE ASSEMBLY, RADIATOR INLET 5122489 (72582)	EA		1	*	*	*	*	19	4
X2 0 00456		TUBE, RADIATOR OUTLET 5120568 (72582)	EA		1	*	*	*	*	19	15
X2 0 00457	2815-696-4678	VALVE, WATER BY-PASS TUBE 5184314 (72582)	EA		1	*	*	*	*	20	10
0 00458	5310-809-5998	WASHER, FLAT: outlet elbow drain and overflow hoses	EA		4	*	*	*	*	19	26
0 00459	5310-010-3322	WASHER, LOCK: adapter mtg	EA		2	*	*	*	*	5	19
0 00460	5310-407-0566	WASHER, LOCK: adapter mtg	EA		2	*	*	*	*	5	22
0 00461	5310-637-9541	WASHER, LOCK: clip mtg	EA		1	*	*	*	*	20	16
0 00462	5310-637-9541	WASHER, LOCK: elbow, tube mtg	EA		4	*	*	*	*	19	5
0 00463	5310-637-9541	WASHER, LOCK: manifold mtg	EA		12	*	*	*	*	21	8
0 00464	5310-407-9566	WASHER, LOCK: tube assembly mtg	EA		4	*	*	*	*	20	19
00465		0505 - FAN ASSEMBLY									
P 0 00466	3030-392-4697	BELT, V: fan drive 5120627 (81336)	EA		1	*	*	2	2	22	5
0 00467	5305-660-2036	BOLT, MACHINE: fan guard mtg	EA		2	*	*	*	*	22	12

(1) SMR CODE INDEX NO.	(2) FEDERAL STOCK NUMBER	(3) DESCRIPTION	(4) UNIT OF ISSUE	(5) QTY INC IN UNIT PACK	(6) QTY INC IN UNIT	(7) 15-DAY ORGANIZATIONAL MAINTENANCE				(8) ILLUS- TRATION	
						(a) 1-5	(b) 6-20	(c) 21-50	(d) 51-100	(a) FIG NO.	(b) ITEM NO.
		REFERENCE NO. & MFR. CODE	USABLE ON CODE								
0 00468	5306-225-9091	BOLT, MACHINE: fan mtg	EA		6	*	*	*	*	22	1
X2 0 00469	2930-354-1276	FAN, ENGINE COOLING 5171229 (72582)	EA		1					22	2
X2 0 00470	2930-961-1181	GUARD, FAN BELT 5120386 (72582)	EA		1					22	9
X2 0 00471	2930-976-3002	GUARD, FAN: left hand 5120304 (72582)	E		1					22	3
X2 0 00472	2930-961-1180	GUARD FAN: right hand 5120305 (72582)	EA		1					22	4
X2 0 00473	6115-604-8001	HUB ASSEMBLY: fan 5100376 (72582)	EA		1					22	13
0 00474	5310-880-7746	NUT, PLAIN, HEXAGON: fan mtg	EA		6	*	*	*	*	22	17
0 00475	5305-716-8200	SCREW, CAP, HEXAGON HEAD: bracket mtg	EA		2	*	*	*	*	22	16
0 00476	5305-782-9494	SCREW, CAP, HEXAGON HEAD: bracket mtg	EA		3	*	*	*	*	22	6
0 00477	5305-286-1497	SCREW, MACHINE: guard mtg	EA		8	*	*	*	*	22	20
X2 0 00478	2930-367-7395	SUPPORT, fan pulley 5100202 (72582)	EA		1					22	14
0 00479	5310-809-5998	WASHER, FLAT: bracket mtg	EA		2	*	*	*	*	22	8
0 00480	5310-081-4219	WASHER, FLAT: fan guard mtg	EA		2	*	*	*	*	22	10
0 00481	5310-809-9058	WASHER, FLAT: guard mtg	EA		8	*	*	*	*	22	22
0 00482	5310-584-5272	WASHER, LOCK: bracket mtg	EA		3	*	*	*	*	22	7

(1) SMR CODE INDEX NO.	(2) FEDERAL STOCK NUMBER	(3) DESCRIPTION REFERENCE NO. & MFR. CODE USABLE ON CODE	(4) UNIT OF ISSUE	(5) QTY INC IN UNIT PACK	(6) QTY INC IN UNIT	(7) 15-DAY ORGANIZATIONAL MAINTENANCE ALW				(8) ILLUSTRATION	
						(a) 1-5	(b) 6-20	(c) 21-50	(d) 51-100	(a) FIG NO.	(b) ITEM NO.
0 00483	5310-167-0680	WASHER, LOCK: bracket mtg	EA		2	*	*	*	*	22	15
0 00484	5310-407-9566	WASHER, LOCK: fan guard mtg	EA		2	*	*	*	*	22	11
0 00485	5310-407-9566	WASHER, LOCK: fan mtg	EA		6	*	*	*	*	22	18
0 00486	5310-582-9965	WASHER, LOCK: guard mtg	EA		8	*	*	*	*	22	21
00487		GROUP 06 - ELECTRICAL SYSTEM (ENGINE AND VEHICULAR, ETC.)									
00488		0601 - GENERATOR, ALTERNATOR									
P 0 00489	3030-756-8448	BELT, V, generator drive 5123525 (72582)	EA		1	*	*	2	2	22	19
0 00490	5306-543-4305	BOLT, MACHINE: guard mtg	EA		3	*	*	*	*	23	19
I2 0 00491		BRACKET, FAN GUARD AND GENERATOR 5120390 (72582)	EA		1	*	*	*	*	23	5
P OR 00492	2920-818-8635	GENERATOR, ENGINE ACCESSORY 530012P (35510) (Includes components of REPAIR KIT, Stock No. 2920-723-3126)	EA		1	*	*	2	2	23	8
I2 0 00493		GUARD ASSEMBLY, BELT 5123559 (72582)	EA		1	*	*	*	*	23	1
I2 0 00494		GUARD, GENERATOR FAN 5121590 (72582)	EA		1	*	*	*	*	23	7
0 00495	5315-012-4553	KEY, WOODRUFF: pulley mtg, No. 15	EA		1	*	*	*	*	23	15
0 00496	5310-880-8089	NUT, FLAIN, HELIACON: generator and strap to bracket mtg	EA		3	*	*	*	*	23	2
0 00497	5310-982-6810	NUT, SELF-LOCKING, HELIACON: pulley mtg	EA		1	*	*	*	*	23	18

(1) SAR CODE INDEX NO.	(2) FEDERAL STOCK NUMBER	(3) DESCRIPTION	(4) UNIT OF ISSUE	(5) QTY INC IN UNIT PACK	(6) QTY INC IN UNIT	(7) 15-DAY ORGANIZATIONAL MAINTENANCE ALW				(8) ILLUS- TRATION		
						(a) 1-5	(b) 6-20	(c) 21-50	(d) 51-100	(a) FIG NO.	(b) ITEM NO.	
I2 0 00498		REFERENCE NO. & MFR. CODE	EA								23	16
0 00499	5305-018-0150	PULLEY, GENERATOR 5121558 (72582)	EA		1						23	4
0 00500	5305-045-1988	SCREW, CAP, HEXAGON HEAD: guard, bracket and generator mtg	EA		5	*	*	*	*		23	11
0 00501	5305-269-3211	SCREW, CAP, HEXAGON HEAD: strap to bracket	EA		1	*	*	*	*		23	14
I2 0 00502		STRAP, ADJUSTING: generator	EA		1						23	13
0 00503	5310-081-4219	5121962 (72582)	EA		3	*	*	*	*		23	21
0 00504	5310-520-3764	WASHER, FLAT: guard mtg	EA		1	*	*	*	*		23	17
0 00505	5310-080-6004	WASHER, FLAT: pulley mtg	EA		2	*	*	*	*		23	10
0 00506	5310-080-9785	WASHER, FLAT: strap to generator mtg	EA		7	*	*	*	*		23	3
0 00507	5310-407-9566	WASHER, LOCK: guard, bracket and generator mtg	EA		3	*	*	*	*		23	20
0 00508	5310-209-0965	WASHER, LOCK: guard mtg	EA		1	*	*	*	*		23	12
0 00509	5310-637-9541	WASHER, LOCK: strap to bracket	EA		1	*	*	*	*		23	9
00510		WASHER, LOCK: strap to generator mtg	EA		1	*	*	*	*		23	
I2 0 00511		0602 - GENERATOR REGULATOR (VOLTAGE)	EA		1						25	7
I2 0 00512		BRACKET, RECTIFIER MOUNTING 5121559 (72582)	EA		1						25	5
		BRACKET, RECTIFIER MOUNTING 5121629 (72582)	EA		1						25	

(1) SMR CODE INDEX NO	(2) FEDERAL STOCK NUMBER	(3) DESCRIPTION REFERENCE NO. & MFR. CODE USABLE ON CODE	(4) UNIT OF ISSUE	(5) QTY INC IN UNIT PACK	(6) QTY INC IN UNIT	(7) 15-DAY ORGANIZATIONAL MAINTENANCE ALLW				(8) ILLUS- TRATION	
						(a) 1-5	(b) 6-20	(c) 21-50	(d) 51-100	(a) FIG NO.	(b) ITEM NO.
X2 0 00513		BRACKET, REGULATOR 5129364 (72582)	EA		1					23	6
X2 0 00514		BRACKET, REGULATOR MOUNTING 5121985 (72582)	EA		1					24	9
X2 0 00515		CABLE ASSEMBLY, GENERATOR TO RECTIFIER 5121662 (72582)	EA		1					25	9
X2 0 00516	6115-876-1990	CABLE ASSEMBLY, REGULATOR TO RECTIFIER 5121663 (72582)	EA		1					25	1
X2 0 00517		CABLE ASSEMBLY, REGULATOR TO STARTER 5122031 (72582)	EA		1					24	2
X2 0 00518		BUSHING, INSULATING 5122014 (72582)	EA		4						
M 0 00519		CABLE, ELECTRICAL MANUFACTURE FROM:	EA		1						
0 00520	5940-050-6306	TERMINAL, LUG	EA		3		*	*	*		
P 0 00521	6145-635-9433	WIRE, ELECTRICAL (10 ft. required)	PT			SEE	OMP		9501		
X2 0 00522		CLAMP, PLUG 5121513 (72582)	EA		1						
M 0 00523		CONDUIT, FLEXIBLE: cable assembly 5122061 (72582) MANUFACTURE FROM:	EA		1						
P 0 00524	5975-284-7340	TUBE, FLEXIBLE NONMETALLIC, ELECTRICAL (35 in. required)	PT			SEE	OMP		9501		
M 0 00525		CONDUIT, FLEXIBLE: cable assembly 5122062 (72582) MANUFACTURE FROM:	EA		1						
P 0 00526	5975-284-7340	TUBE, FLEXIBLE NONMETALLIC, ELECTRICAL (4 ft. 6 in. required)	PT			SEE	OMP		9501		

(1) SMR CODE INDEX NO.	(2) FEDERAL STOCK NUMBER	(3) DESCRIPTION	(4) UNIT OF ISSUE	(5) QTY INC IN UNIT PACK	(6) QTY INC IN UNIT	(7) 15-DAY ORGANIZATIONAL MAINTENANCE ALW				(8) ILLUS- TRATION		
						(a) 1-5	(b) 6-20	(c) 21-50	(d) 51-100	(a) FIG NO.	(b) ITEM NO.	
		REFERENCE NO. & MFR. CODE	USABLE ON CODE									
X2 0 00527	5975-818-0160	CONNECTOR, STRAIGHT 5122058 (72582)	EA		2							
X2 0 00528	5975-807-7392	ELBOW ASSEMBLY 5121515 (72582)	EA		1							
X2 0 00529	5975-818-0164	ELBOW, CABLE 5122059 (72582)	EA		2							
X2 0 00530	5935-806-0846	PLUG, CONNECTOR 5120664 (72582)	EA		1							
X2 0 00531		SHELL, CONNECTOR 5122015 (72582)	EA		1							
P 0 00532	6145-635-9433	WIRE, ELECTRICAL (4 ft. 7 in. required)	FT			SEE	GRP	9501				
P 0 00533	6145-635-9433	WIRE, ELECTRICAL (7 ft. required)	FT			SEE	GRP	9501				
M 0 00534		WIRE, ELECTRICAL MANUFACTURE FROM:	EA		1							
0 00535	5940-050-6386	TERMINAL, LUG	EA		1	*	*	*	*	*		
0 00536	5940-796-7007	TERMINAL, LUG	EA		1	*	*	*	*	*		
P 0 00537	6145-308-0080	WIRE, ELECTRICAL (5 ft. 6 in. required)	FT			SEE	GRP	9501				
M 0 00538		WIRE, ELECTRICAL MANUFACTURE FROM:	EA		1							
0 00539	5940-050-6386	TERMINAL, LUG	EA		1	*	*	*	*	*		
0 00540	5940-204-9156	TERMINAL, LUG	EA		1	*	*	*	*	*		
P 0 00541	6145-308-0247	WIRE, ELECTRICAL (10 ft. 4 in. required)	FT			SEE	GRP	9501				

SMP CODE INDEX NO.	FEDERAL STOCK NUMBER	REFERENCE NO. & MFR. CODE	DESCRIPTION	USABLE ON CODE	(4) UNIT OF ISSUE	(5) QTY INC IN UNIT PACK	(6) QTY INC IN UNIT	(7) 15-DAY ORGANIZATIONAL MAINTENANCE ALW				(8) ILLUS- TRATION	
								(a) 1-5	(b) 6-20	(c) 21-50	(d) 51-100	(a) FIG NO.	(b) ITEM NO.
X2 0 00542			HANGER, WIRING HARNESS 5122079 (72582)		EA		4					24	11
0 00543	5310-012-3221		NUT, PLAIN, HEXAGON: rectifier bracket mtg		EA		2	*	*	*		25	6
0 00544	6115-731-5276		NUT, PLAIN, HEXAGON: regulator to bracket and hanger clamping and mtg		EA		9	*	*	*		24	8
P 0 00545	6130-927-3913		RECTIFIER, METALLIC 5120179 (72582)		EA		1	*	*	*		25	2
X2 0 00546	2920-540-9476		REGULATOR, VOLTAGE: 28 v, 100 amp 5120178 (35510)		EA		1					24	3
0 00547	5305-018-0150		SCREW, CAP, HEXAGON HEAD: bracket mtg		EA		2	*	*	*		24	7
0 00548	5305-225-3840		SCREW, CAP, HEXAGON HEAD: hanger clamping		EA		4	*	*	*		24	1
0 00549	5305-269-3209		SCREW, CAP, HEXAGON HEAD: rectifier mtg		EA		4	*	*	*		25	8
0 00550	5305-269-3211		SCREW, CAP, HEXAGON HEAD: rectifier mtg		EA		2	*	*	*		25	3
0 00551	5305-337-2576		SCREW, CAP, HEXAGON HEAD: regulator to bracket and hanger mtg		EA		5	*	*	*		24	4
0 00552	5305-958-5246		SCREW, MACHINE: hanger mtg		EA		2	*	*	*		24	10
0 00553	5310-017-8576		WASHER, LOCK: bracket mtg		EA		4	*	*	*		24	6
0 00554	5310-825-5965		WASHER, LOCK: hanger clamping and mtg		EA		5	*	*	*		24	12
0 00555	5310-061-1258		WASHER, LOCK: rectifier mtg		EA		10	*	*	*		25	4
0 00556	5310-889-2528		WASHER, LOCK: regulator to bracket		EA		8	*	*	*		24	5

(1) SMR CODE INDEX NO.	(2) FEDERAL STOCK NUMBER	(3) DESCRIPTION	(4) UNIT OF ISSUE	(5) QTY INC IN UNIT PACK	(6) QTY INC IN UNIT	(7) 15-DAY ORGANIZATIONAL MAINTENANCE				(8) ILLUS- TRATION	
						(a) 1-5	(b) 6-20	(c) 21-50	(d) 51-100	(a) FIG NO.	(b) ITEM NO.
		REFERENCE NO. & MFR. CODE	USABLE ON CODE								
00557		0603 - STARTING MOTOR								26	21
X2 0 00558		BUS BAR 5122927 (72582)			1						
0 00559	5310-012-3221	MUT, PLAIN, HEXAGON: leads to bus bar attaching			1	*	*	*	*	26	18
P 0 00560	2920-678-9813	PARTS KIT ELECTRICAL STARTER 1947331 (16764)			1	*	*	2	2		
X1 00561	5977-237-1596	BRUSH, ELECTRICAL CONTACT 1906902 (16764)			8						
X1 00562	2920-898-4746	BUSHING (1) 1943580 (16764)			0						
X1 00563	5970-613-2122	BUSHING, TERMINAL INSULATING: terminal stud 1914645 (16764)			1						
X1 00564	5970-657-8133	BUSHING, WASHER: terminal stud (1 each) 1937116 (16764)			1						
X1 00565	2920-737-3225	INSULATION, FIELD WINDING 1914873 (16764)			2						
X1 00566	2920-734-8954	SPRING, HELICAL, TORSION 1904981 (16764)			8						
X1 00567	5310-667-3320	WASHER (1) 1907507 (16764)			0						
X1 00568		WASHER (1) 1936638 (16764)			0						
X1 00569		WASHER (1) 1945437 (16764)			0						
X1 00570	5310-167-0839	WASHER, INSULATING: terminal stud 1914647 (16764)			1						
X1 00571	5310-167-0839	WASHER, INSULATING: terminal stud 1914647 (16764)			1						

(1) SMR CODE INDEX NO.	(2) FEDERAL STOCK NUMBER	(3) DESCRIPTION	(4) UNIT OF ISSUE	(5) QTY INC IN UNIT PACK	(6) QTY INC IN UNIT	(7) 15-DAY ORGANIZATIONAL MAINTENANCE ALW				(8) ILLUS- TRATION		
						(a) 1-5	(b) 6-20	(c) 21-50	(d) 51-100	(a) FIG NO.	(b) ITEM NO	
		REFERENCE NO. & MFR. CODE	EA									
XI 00572	5330-752-7673	WASHER, INSULATING: terminal stud 1938446 (16764)	EA	2								
XI 00573	5330-297-6084	WASHER, INSULATING: terminal stud (5) 1913084 (16764)	EA	4								
XI 00574	5330-297-0278	WASHER, NONMETALLIC: fiber 1914649 (16764)	EA	1								
XI 00575	5310-774-3887	WASHER, SPACER: commutator end 1914842 (16764)	EA	1								
0 00576	5305-022-7798	SCREW, CAP, HEXAGON HEAD: leads to bus bar attaching	EA	1	*	*	*	*	*	26	22	
0 00577	5305-587-4253	SCREW, CAP, HEXAGON HEAD: starter to flywheel housing	EA	3	*	*	*	*	*	26	14	
P O R 00578	2920-785-0833	STARTER, ENGINE, ELECTRICAL (Includes components of PARTS KIT, Stock No. 2920-678-9813) 1113847 (16764)	EA	1	*	2	2	2	2	26	13	
XI 00579	2920-538-0353	BAND, COVER, ELECTRICAL BRUSH 1914877 (16764)	EA	1						26	11	
XI 00580	5305-995-3442	SCREW, MACHINE: cover band 453479 (16764)	EA	1						26	12	
XI 00581	6150-758-0332	LEAD, ELECTRICAL: solenoid terminal to commutator end terminal 1953236 (16764)	EA	1						26	4	
XI 00582	2920-549-7179	LEAD, ELECTRICAL: solenoid terminal to field terminal 1915906 (16764)	EA	1						26	8	
0 00583	5310-834-8732	NUT, PLAIN, HEXAGON: terminal stud	EA	2	*	*	*	*	*	26	10	
0 00584	5310-012-3263	NUT, PLAIN, HEXAGON: terminal stud	EA	1	*	*	*	*	*	26	17	
0 00585	5315-011-2726	PIN, COTTER: shift lever pin	EA	1	*	*	*	*	*	26	2	
XI 00586	5315-276-4340	PIN, STRAIGHT, HEADED: shift lever 1921315 (16764)	EA	1						26	1	

(1) SMR CODE INDEX NO.	(2) FEDERAL STOCK NUMBER	(3) DESCRIPTION	(4) USABLE ON CODE	(5) UNIT OF ISSUE	(6) QTY INC IN UNIT PACK	(7) QTY INC IN UNIT	(8) 15-DAY ORGANIZATIONAL MAINTENANCE ALW				(9) ILLUS- TRATION	
							(a) 1-5	(b) 6-20	(c) 21-50	(d) 51-100	(a) FIG NO.	(b) ITEM NO.
P 0 00587	2920-807-2408	RELAY, SOLENOID, ENGINE STARTER, ELECTRICAL 1119848 (16764)		EA		1	*	*	*	*	26	3
0 00588	5305-068-0498	SCREW, CAP, HEXAGON HEAD: relay mtg		EA		4	*	*	*	*	26	23
0 00589	5305-889-3002	SCREW, MACHINE: brush lead attaching		EA		8	*	*	*	*	26	7
0 00590	5310-582-5965	WASHER, LOCK: relay mtg		EA		4	*	*	*	*	26	24
X1 00591	5310-045-3299	WASHER, LOCK: brush lead attaching screw 45299 (16764)		EA		8	*	*	*	*	26	6
0 00592	5310-584-5272	WASHER, LOCK: terminal stud		EA		2	*	*	*	*	26	9
0 00593	5310-584-5272	WASHER, LOCK: terminal stud		EA		2	*	*	*	*	26	16
X2 0 00594	2920-794-1095	STRAP, GROUND 5188133 (16764)		EA		1	*	*	*	*	26	20
0 00595	5310-584-6672	WASHER, FLAT: leads to bus bar attaching		EA		1	*	*	*	*	26	19
0 00596	5310-889-2528	WASHER, LOCK: ground strap mtg		EA		1	*	*	*	*	26	25
0 00597	5310-820-6653	WASHER, LOCK: starter to flywheel housing		EA		3	*	*	*	*	26	15
0 00598	5306-225-8498	BOLT, MACHINE: solenoid bracket mtg 0606 - ENGINE SAFETY CONTROLS		EA		2	*	*	*	*	29	2
X2 0 00600		BRACKET, AIR SHUTDOWN SOLENOID 5175872 (72582)		EA		1	*	*	*	*	30	1
X2 0 00601		BRACKET, SOLENOID 5120606 (72582)		EA		1	*	*	*	*	29	6

(1) SMR CODE INDEX NO	(2) FEDERAL STOCK NUMBER	(3) DESCRIPTION REFERENCE NO. & MFR. CODE	(4) UNIT OF ISSUE	(5) QTY INC IN UNIT PACK	(6) QTY INC IN UNIT	(7) 15-DAY ORGANIZATIONAL MAINTENANCE ALW				(8) ILLUSTRATION	
						a) 1-5	b) 6-20	c) 21-50	d) 51-100	FIG. NO	ITEM NO
X2 0 00602	5970-304-7513	INSULATOR, MOUNTING PLATE, HOT WIRE RELAY 5182532 (72582)	EA	1	1					28	6
X2 0 00603	2990-572-5697	MOUNTING ASSEMBLY 5188436 (72582)	EA	1	1					28	3
0 00604	5310-011-7049	NUT, PLAIN, HEXAGON: bracket mtg	EA	2	2	*	*	*	*	28	19
0 00605	5310-934-9757	NUT, PLAIN, HEXAGON: relay plate mtg	EA	4	4	*	*	*	*	28	1
0 00606	5310-012-1902	NUT, PLAIN, HEXAGON: rod locking	EA	1	1	*	*	*	*	30	8
0 00607	5310-042-6903	NUT, PLAIN, HEXAGON: shunt mtg	EA	2	2	*	*	*	*		
0 00608	5310-880-7744	NUT, PLAIN, HEXAGON: solenoid bracket mtg	EA	2	2	*	*	*	*	29	7
0 00609	6115-731-5276	NUT, PLAIN, HEXAGON: solenoid mtg	EA	2	2	*	*	*	*	27	1
0 00610	5315-899-5820	PIN, COTTER: clevis pin	EA	1	1	*	*	*	*	30	6
0 00611	5315-845-4232	PIN, STRAIGHT, HEADED: solenoid to rod	EA	1	1	*	*	*	*	30	5
X2 0 00612	5945-567-2066	PLATE, RELAY MOUNTING 5182531 (72582)	EA	1	1					28	5
P 0 00613	5945-552-3506	RELAY ASSEMBLY, TIME DELAY 5182526 (72582)	EA	1	1	*	*	*	*	24	13
0 00614	5310-093-9757	NUT, PLAIN, HEXAGON: resistor mtg	EA	1	1	*	*	*	*	28	1
X2 0 00615	5945-552-3927	RELAY, TIME DELAY 5329915 (72582)	EA	1	1					28	11
P 0 00616	5905-629-6357	RESISTOR, FIXED TIME DELAY 5182788 (72582)	EA	1	1	*	*	*	*	28	3

(1) SMR CODE INDEX NO.	(2) FEDERAL STOCK NUMBER	(3) DESCRIPTION REFERENCE NO. & MFR. CODE USABLE ON CODE	(4) UNIT OF ISSUE	(5) QTY INC IN UNIT PACK	(6) QTY INC IN UNIT	(7) 15-DAY ORGANIZATIONAL MAINTENANCE ALW				(8) ILLUS- TRATION	
						(a) 1-5	(b) 6-20	(c) 21-50	(d) 51-100	(a) FIG NO.	(b) ITEM NO.
0 00617	5305-984-6200	SCREW, MACHINES: relay mtg	EA		2	*	*	*	*	28	12
0 00618	5305-984-6202	SCREW, MACHINES: resistor mtg	EA		1	*	*	*	*	28	7
0 00619	5310-809-8544	WASHER, FLAT: relay, resistor mtg	EA		3	*	*	*	*	28	9
0 00620	5310-045-3299	WASHER, LOCK: resistor and relay mtg	EA		3	*	*	*	*	28	21
M 0 00621		WIRE ASSEMBLY, RELAY TO OIL SWITCH 5121862 (72582) MANUFACTURE FROM:	EA		1					28	10
I 2 0 00622	5940-050-6386	TERMINAL, LUG	EA		2						
P 0 00623	6145-313-9429	WIRE, ELECTRICAL (12 in. required)	FT			SEE	GRP	9501			
I 2 0 00624	2815-306-0000	ROD, SOLENOID CONTROL 5168909 (72582)	EA		1					30	7
0 00625	5305-269-3217	SCREW, CAP, HEXAGON HEAD: bracket mtg	EA		2	*	*	*	*	28	4
0 00626	5305-269-3217	SCREW, CAP, HEXAGON HEAD: bracket mtg	EA		2	*	*	*	*	30	4
0 00627	5305-225-3840	SCREW, CAP, HEXAGON HEAD: solenoid mtg	EA		2	*	*	*	*	27	5
0 00628	5305-068-0501	SCREW, CAP, HEXAGON HEAD: solenoid mtg	EA		4	*	*	*	*	30	9
0 00629	5305-013-2768	SCREW, MACHINE: relay plate mtg	EA		4	*	*	*	*	28	22
0 00630	5305-993-1848	SCREW, MACHINE: shunt mtg	EA		2	*	*	*	*		
P 0 00631	2920-628-0621	SOLENOID, ELECTRICAL 5189414 (72582)	EA		1	*	*	*	*	12	3

(1) SMR CODE INDEX NO	(2) FEDERAL STOCK NUMBER	(3) DESCRIPTION REFERENCE NO. & MFR. CODE	(4) UNIT OF MEASUREMENT	(5) QTY INC IN UNIT PACK	(6) QTY INC IN UNIT	(7) 15-DAY ORGANIZATIONAL MAINTENANCE PLX				(8) ILLUSTRATION	
						(a) 1-5	(b) 6-20	(c) 21-50	(d) 51-100	(9) FIG NO.	(10) ITEM NO.
P 0 00632	2920-264-4173	SOLENOID, ELECTRICAL: air shutdown 1118191 (16764)	EA	1	1	*	*	*	*	30	11
P 0 00633	6115-703-2276	SWITCH, AUXILIARY ALARM 5189800 (72582)	EA	1	1	*	*	*	*	27	3
P 0 00634	5930-669-7872	SWITCH, PRESSURE: oil 1506983 (70040)	EA	1	1	*	*	*	*	28	17
P 0 00635	5930-272-1349	SWITCH, SHUTDOWN: fuel filter 1507290 (70040)	EA	1	1	*	*	*	*	14	13
P 0 00636	5930-785-6235	SWITCH, WATER TEMPERATURE 5121665 (72582)	EA	1	1	*	*	*	*	21	1
P 0 00637	4820-775-4787	VALVE, SOLENOID: fuel shutdown 5120324 (72582)	EA	1	1	*	*	*	*	29	3
0 00638	5310-809-4061	WASHER, FLAT: bracket mtg	EA	2	2	*	*	*	*	28	21
0 00639	5310-081-4219	WASHER, FLAT: bracket mtg	EA	2	2	*	*	*	*	30	2
0 00640	5310-081-4219	WASHER, FLAT: bracket mtg	EA	2	2	*	*	*	*	29	1
0 00641	5310-809-4058	WASHER, FLAT: solenoid mtg	EA	2	2	*	*	*	*	27	4
0 00642	5310-637-9541	WASHER, LOCK: bracket mtg	EA	2	2	*	*	*	*	28	20
0 00643	5310-637-9541	WASHER, LOCK: bracket mtg	EA	2	2	*	*	*	*	30	3
0 00644	5310-045-3299	WASHER, LOCK: relay plate mtg	EA	4	4	*	*	*	*	28	2
0 00645	2990-886-5429	WASHER, LOCK: shunt mtg	EA	2	2	*	*	*	*		
0 00646	5310-407-9566	WASHER, LOCK: solenoid bracket mtg	EA	2	2	*	*	*	*	29	8

(1) SWR CODE INDEX NO.	(2) FEDERAL STOCK NUMBER	(3) DESCRIPTION REFERENCE NO. & MFR. CODE	(4) UNIT OF ISSUE	(5) QTY INC IN UNIT PACK	(6) QTY INC IN UNIT	(7) 15-DAY ORGANIZATIONAL MAINTENANCE ALW				(8) ILLUS- TRATION	
						(a) 1-5	(b) 6-20	(c) 21-50	(d) 51-100	(a) FIG NO.	(b) ITEM NO.
0 00647	5310-582-5965	WASHER, LOCK: solenoid mtg	EA		4	*	*	*	*	30	10
0 00648	5310-582-5965	WASHER, LOCK: solenoid mtg	EA		2	*	*	*	*	27	2
00649		0607 - INSTRUMENT OR ENGINE CONTROL PANEL									
P 0 00650	6625-785-6253	AMMETER, BATTERY CHARGING 5120442 (72582)	EA		1	*	*	*	*	31	10
P 0 00651	6645-785-6185	METER, TIME TOTALIZING 5120376 (72582)	EA		1	*	*	*	*	31	9
0 00652	5310-934-9739	NUT, PLAIN, HEXAGON: time totalizer	EA		3	*	*	*	*	31	20
0 00653	5310-010-3103	NUT, PLAIN, SQUARE: ammeter mtg	EA		3	*	*	*	*	31	22
0 00654	5305-013-2651	SCREW, MACHINE: meter and ammeter mtg	EA		6	*	*	*	*	31	8
X2 0 00655	6115-981-1049	SEAL, GOVERNOR SPEED CONTROL SWITCH 5120164 (72582)	EA		1	SEE GRP	9901			31	11
P 0 00656	2920-703-4156	SWITCH, ENGINE STARTING 1996080 (16764)	EA		1	*	*	*	*	31	23
P 0 00657	5930-785-6237	SWITCH, TOGGLE: engine control 5120734 (72582)	EA		1	SEE GRP	9901			31	12
0 00658	5310-543-2410	WASHER, LOCK: meter and ammeter mtg	EA		6	*	*	*	*	31	21
00659		0608 - MISCELLANEOUS ITEMS									
X2 0 00660	5935-258-9156	CONNECTOR: battery charging 7728882 (18876)	EA		1					11	17
0 00661	6115-731-5276	NUT, PLAIN, HEXAGON: receptacle mtg	EA		4	*	*	*	*	11	12

(1) SMR CODE INDEX NO.	(2) FEDERAL STOCK NUMBER	(3) DESCRIPTION REFERENCE NO. & MFR. CODE USABLE ON CODE	(4) UNIT OF ISSUE	(5) QTY INC IN UNIT PACK	(6) QTY INC IN UNIT	(7) 15-DAY ORGANIZATIONAL MAINTENANCE ALW				(8) ILLUS- TRATION	
						(a) 1-5	(b) 6-20	(c) 21-50	(d) 51-100	(a) FIG NO.	(b) ITEM NO.
X2 0 00662	5935-295-6403	RECEPTACLE ASSEMBLY, BATTERY CHARGING 5122215 (77820)	EA		1					11	18
X2 0 00663	5935-815-5724	RECEPTACLE, ELECTRICAL: trouble light 5185770 (72582)	EA		1					40	9
X2 0 00664		SPACER 5185770-1 (72582)	EA		1					40	8
0 00665	5305-225-3840	SCREW, CAP, HEXAGON HEAD: receptacle mtg	EA		4	*	*	*	*	11	19
0 00666	5310-582-5965	WASHER, LOCK: receptacle mtg	EA		4	*	*	*	*	11	13
0 00667	5310-550-3714	WASHER, LOCK: receptacle mtg	EA		1	*	*	*	*	40	7
00668		0612 - BATTERIES, STORAGE (WET OR DRY)									
P 0 00669	6140-191-8485	BATTERY, STORAGE: 6 cell, 12 v, 200 amp 1890345 (72582)	EA		2	*	*	*	*		
X2 0 00670	6115-875-0365	BLOCK, BATTERY HOLDING: ends 5120385 (72582)	EA		4					32	11
X2 0 00671	6115-875-0363	BLOCK, BATTERY SUPPORT: front 5110281 (72582)	EA		6					32	8
0 00672	5306-225-8499	BOLT, MACHINE: clip mtg	EA		2	*	*	*	*	32	7
0 00673	5306-225-8496	BOLT, MACHINE: holddown bracket mtg	EA		8	*	*	*	*	32	21
X2 0 00674		BRACKET, HOLDDOWN 5110279 (72582)	EA		4					32	19
X2 0 00675	1450-775-1378	BUSHING, INSULATING: battery box 5186717 (72582)	EA		2					37	17
X2 0 00676	1450-784-2233	BUSHING, INSULATING: battery box 5182648 (72582)	EA		2					37	1

(1) SMR CODE INDEX NO.	(2) FEDERAL STOCK NUMBER	(3) DESCRIPTION REFERENCE NO. & MFR. CODE USABLE ON CODE	(4) UNIT OF ISSUE	(5) QTY INC IN UNIT PACK	(6) QTY INC IN UNIT	(7) 15-DAY ORGANIZATIONAL MAINTENANCE ALW				(8) ILLUS- TRATION	
						(a) 1-5	(b) 6-20	(c) 21-50	(d) 51-100	(a) FIG NO.	(b) ITEM NO.
P 0 00677	1450-775-1375	CABLE ASSEMBLY, BATTERY; jumper 5120506 (72582)	EA		1	*	2			32	3
I2 0 00678	5840-755-4566	CABLE ASSEMBLY, BATTERY; negative 5120505 (72582)	EA		1					32	6
I2 0 00679	1450-775-4567	CABLE ASSEMBLY, BATTERY; positive 5120507 (72582)	EA		1					32	4
I2 0 00680	4730-202-8972	CLAMP, HOSE; battery box drain hose 111603 (72582)	EA		4					32	16
I2 0 00681		CLIP, BATTERY CABLE 3290076 (72582)	EA		4					32	5
I2 0 00682		COVER, BATTERY BOX 5120312 (72582)	EA		2					32	2
I2 0 00683	5325-775-1752	FASTENER, COVER 5120318 (72582)	EA		4					32	1
I2 0 00684		DOOR, BATTERY BOX 5120271 (72582)	EA		2					32	18
I2 0 00685		FASTENER, DOOR 5120318 (72582)	EA		8					32	1
I2 0 00686		HOSE, DRAIN; battery box 512550 (72582)	EA		2					32	15
0 00687	4730-188-1877	NIPPLE, PIPE; battery box	EA		1	*	*	*	*	37	23
I2 0 00688	4730-775-1523	NIPPLE, PIPE; battery box 216341 (72582)	EA		1					37	3
I2 0 00689	5310-775-1869	NUT, LOCK; bushing 5166937 (72582)	EA		2					37	2
0 00690	5310-880-7744	NUT, PLAIN, HEXAGON; block mtg	EA		24	*	*	*	*	32	27
0 00691	6115-731-5276	NUT, PLAIN, HEXAGON; block mtg	EA		20	*	*	*	*	32	12

(1) SMR CODE INDEX NO.	(2) FEDERAL STOCK NUMBER	(3) DESCRIPTION REFERENCE NO. & MFR. CODE USABLE ON CODE	(4) UNIT OF ISSUE	(5) QTY INC IN UNIT PACK	(6) QTY INC IN UNIT	(7) 15-DAY ORGANIZATIONAL MAINTENANCE ALW				(8) ILLUS- TRATION	
						(a) 1-5	(b) 6-20	(c) 21-50	(d) 51-100	(a) FIG NO.	(b) ITEM NO.
0 00692	5310-886-7744	NUT, PLAIN, HEXAGON: clip mtg	EA		6	*	*	*	*		
0 00693	5310-775-5158	NUT, SELF-LOCKING, HEXAGON: battery box nipple	EA		2	*	*	*	*	37	22
X2 0 00694	PAN, TRAY: battery box 5120250 (72582)		EA		2					32	14
0 00695	5305-225-3840	SCREW, CAP, HEXAGON HEAD: pan mtg	EA		8	*	*	*	*	32	26
0 00696	5305-013-2345	SCREW, MACHINE: block mtg	EA		8	*	*	*	*	32	28
0 00697	5305-013-2330	SCREW, MACHINE: block to door	EA		8	*	*	*	*	32	22
0 00698	5305-866-0439	SCREW, MACHINE: block to engine support	EA		4	*	*	*	*	32	9
0 00699	5305-877-6836	SCREW, MACHINE: panel mtg and block mtg	EA		10	*	*	*	*	32	24
P 0 00700	6810-249-9354	SULFURIC ACID, ELECTROLYTE (as required) (6 gal. required) 5185272 (72582)	GL			*	2	3	6	32	10
X2 0 00701	6115-875-0364	SUPPORT, BOTTOM: battery box 5110283 (72582)	EA		4					32	23
X2 0 00702	6115-875-0366	SUPPORT, CENTER: battery box 5120954 (72582)	EA		4					32	17
0 00703	5310-805-5998	WASHER, FLAT: drain hose	EA		4	*	*	*	*	32	25
0 00704	5310-809-4058	WASHER, FLAT: pan mtg	EA		4	*	*	*	*	32	20
0 00705	5310-407-9566	WASHER, LOCK: block pan mtg	EA		34	*	*	*	*	32	
0 00706	5310-407-9566	WASHER, LOCK: clip mtg	EA		6	*	*	*	*		

(1) SMP CODE INDEX NO.	(2) FEDERAL STOCK NUMBER	(3) DESCRIPTION REFERENCE NO. & MFR. CODE USABLE ON CODE	(4) UNIT OF ISSUE	(5) QTY INC IN UNIT PACK	(6) QTY INC IN UNIT	(7) 15-DAY ORGANIZATIONAL MAINTENANCE				(8) ILLUS- TRATION	
						(a) 1-5	(b) 6-20	(c) 21-50	(d) 51-100	(a) FIG NO.	(b) ITEM NO.
0 00707	5310-582-5965	WASHER, LOCK: pan mtg	EA		20	*	*	*	*	32	13
00708		GROUP 15 - FRAME, TOWING ATTACHMENTS, AND DRAMBARS									
00709		1501 - FRAME ASSEMBLY									
0 00710	6115-731-5276	NUT, PLAIN, HEXAGON: ground stud mtg	EA		2	*	*	*	*		
X2 0 00711		STUD, GROUND: frame 5181837 (72582)	EA		1					43	18
0 00712	5310-889-2528	WASHER, LOCK: ground stud	EA		2	*	*	*	*		
00713		GROUP 18 - BODY, CAB, HOOD AND HULL									
00714		1801 - BODY, CAB, HOOD, HULL ASSEMBLIES									
0 00715	5306-225-9084	BOLT, MACHINE: door mtg	EA		22	*	*	*	*	34	30
0 00716	5306-018-0079	BOLT, MACHINE: guard mtg	EA		8	*	*	*	*	34	18
0 00717	5306-225-8498	BOLT, MACHINE: panel mtg	EA		4	*	*	*	*	33	1
0 00718	5306-225-8498	BOLT, MACHINE: panel mtg	EA		5	*	*	*	*	35	15
X2 0 00719		BRACKET ASSEMBLY, SPEAKER 5121940 (72582)	EA		1					34	5
X2 0 00720		CHAIN ASSEMBLY, AIR CLEANER DOOR 5122035 (72582)	EA		1					34	10
X2 0 00721		COVER, ALTERNATOR ACCESS 5120378 (72582)	EA		1					43	1
X2 C 00722		DOOR ASSEMBLY, AIR CLEANER ACCESS 5120965 (72582)	EA		1					34	12

SMR CODE INDEX NO	FEDERAL STOCK NUMBER	REFERENCE NO. & MFR. CODE	DESCRIPTION	USABLE ON CODE	UNIT OF ISSUE	QTY INC IN UNIT PACK	QTY INC IN UNIT	15-DAY ORGANIZATIONAL MAINTENANCE ALW				ILLUSTRATION	
								(a) 1-5	(b) 6-20	(c) 21-50	(d) 51-100	(a) FIG NO.	(b) ITEM NO.
X2 0 00723	5325-775-1752		FASTENER, DOOR 5120318 (72582)		EA		6					34	9
X2 C 00724			DOOR ASSEMBLY, ENGINE 5120893 (72582)		EA		2					34	23
X2 0 00725	5325-775-1752		FASTENER, ENGINE VENT DOOR 5120318 (72582)		EA		2					34	9
X2 C 00726			DOOR ASSEMBLY, GENERATOR 5120924 (72582)		EA		2					34	27
X2 0 00727	6115-807-6950		HANDLE ASSEMBLY, DOOR 5120913 (72582)		EA		12					34	26
X2 0 00728	6115-895-6243		LATCH, DOOR 5120279 (72582)		EA		12					34	24
0 00729	5305-337-2576		SCREW, CAP, HELIACON HEAD: latch mtg		EA		12	*	*	*	*	34	3
X2 0 00730	1450-774-8842		SPRING, LATCH 5120400 (72582)		EA		12	SEE	GRP	9901		34	22
0 00731	5310-895-6384		WASHER, FLAT: latch retaining		EA		12	*	*	*	*	34	25
0 00732	5310-407-9566		WASHER, LOCK: latch mtg		EA		12	*	*	*	*	34	17
X2 C 00733			DOOR ASSEMBLY, HEATER 5120316 (72582)		EA		1					34	20
X2 0 00734	5325-775-1752		FASTENER, DOOR 5120318 (72582)		EA		8					34	9
X2 C 00735			DOOR ASSEMBLY, LIFTING BOLT 5120955 (72582)		EA		1					34	8
X2 0 00736	5325-775-1752		FASTENER, DOOR 5120318 (72582)		EA		1					34	9
0 00737	6115-807-6947		GASKET: cover 5120822 (72582)		EA		1					43	2

(1) SMR CODE INDEX NO.	(2) FEDERAL STOCK NUMBER	(3) DESCRIPTION	(4) UNIT OF ISSUE	(5) QTY INC IN UNIT PACK	(6) QTY INC IN UNIT	(7) 15-DAY ORGANIZATIONAL MAINTENANCE ALLW				(8) ILLUS- TRATION	
						(a) 1-5	(b) 6-20	(c) 21-50	(d) 51-100	(a) FIG NO.	(b) ITEM NO.
X2 0 00738		GASKET: engine hood and generator hood 5122496 (72582)	EA	4						34	28
X2 0 00739		GUARD, RADIATOR 5120669 (72582)	EA	1						34	15
X2 0 00740	6115-560-1862	HANDLE, DOOR LOCKING 5120857 (72582)	EA	8						34	21
X2 C 00741		HOOD ASSEMBLY ENGINE 5120966 (72582)	EA	1						34	13
X2 C 00742	6115-992-1713	HOOD, GENERATOR 5120975 (72582)	EA	1						34	4
X2 0 00743	6115-895-6243	LATCH, DOOR 512079 (72582)	EA	8						34	24
0 00744	5305-207-0912	SCREW, CAP, HEXAGON HEAD: latch retaining	EA	8	*	*	*	*	*	34	3
X2 0 00745	1450-774-8842	SPRING, DOOR HANDLE 5120400 (72582)	EA	8	SEE	GRP	9901			34	22
0 00746	5310-951-0791	WASHER, FLAT: latch retaining	EA	8	*	*	*	*	*	34	25
0 00747	5310-407-9566	WASHER, LOCK: latch retaining	EA	8	*	*	*	*	*	34	17
0 00748	6115-731-5276	NUT, PLAIN, HEXAGON: fuel and receptacle panel mtg	EA	7	*	*	*	*	*	11	12
0 00749	6115-731-5276	NUT, PLAIN, HEXAGON: hood, chain to door and hood mtg	EA	28	*	*	*	*	*	34	29
0 00750	5310-880-7744	NUT, PLAIN, HEXAGON: panel mtg	EA	4	*	*	*	*	*	33	5
0 00751	6115-731-5276	NUT, PLAIN, HEXAGON: panel mtg	EA	7	*	*	*	*	*	39	7

(1) SMR CODE INDEX NO.	(2) FEDERAL STOCK NUMBER	(3) DESCRIPTION REFERENCE NO. & MFR. CODE USABLE ON CODE	(4) UNIT OF ISSUE	(5) QTY INC IN UNIT PACK	(6) QTY INC IN UNIT	(7) 15-DAY ORGANIZATIONAL MAINTENANCE ALW				(8) ILLUS- TRATION	
						(a) 1-5	(b) 6-20	(c) 21-50	(d) 51-100	(a) FIG NO.	(b) ITEM NO.
0 00752	5310-012-6177	NUT, PLAIN, WING: speaker mtg	EA		2	*	*	*	*	34	7
X2 0 00753		PANEL, FUEL AND RECEPTACLE 5120614 (72582)	EA		1					11	9
X2 0 00754		PANEL, GENERATOR: left hand 5120652 (72582)	EA		1					33	6
X2 0 00755		PANEL, GENERATOR: right hand 5120651 (72582)	EA		1					33	4
X2 0 00756		PANEL, HEATER VALVE AND FUEL TANK FILL 5120315 (72582)	EA		1					35	9
X2 0 00757		PANEL, SIDE 5120253 (72582)	EA		1					39	6
X2 0 00758		RAIL, DRIP: generator door 5120925 (72582)	EA		2					34	31
X2 0 00759		RAIL, DRIP: left hand engine door 5120927 (72582)	EA		1					34	32
X2 0 00760	2815-780-5247	RAIL, DRIP: right hand engine door 5120926 (72582)	EA		1					34	14
0 00761	5305-068-0500	SCREW, CAP, HEXAGON HEAD: chain to door	EA		1	*	*	*	*	34	11
0 00762	5305-068-0501	SCREW, CAP, HEXAGON HEAD: cover mtg	EA		6	*	*	*	*	43	5
0 00763	5305-337-2576	SCREW, CAP, HEXAGON HEAD: fuel and receptacle panel mtg	EA		2	*	*	*	*	11	10
0 00764	5305-071-2505	SCREW, CAP, HEXAGON HEAD: fuel and receptacle panel mtg	EA		1	*	*	*	*	11	25
0 00765	5305-337-2576	SCREW, CAP, HEXAGON HEAD: hood mtg	EA		33	*	*	*	*	34	3
0 00766	5305-071-2505	SCREW, CAP, HEXAGON HEAD: hood to door mtg	EA		19	*	*	*	*	34	6

(1) SMR CODE INDEX NO.	(2) FEDERAL STOCK NUMBER	(3) DESCRIPTION REFERENCE NO. & MFR. CODE USABLE ON CODE	(4) UNIT OF ISSUE	(5) QTY INC IN UNIT PACK	(6) QTY INC IN UNIT	(7) 15-DAY ORGANIZATIONAL MAINTENANCE ALW				(8) ILLUS- TRATION	
						(a) 1-5	(b) 6-20	(c) 21-50	(d) 51-100	(a) FIG NO.	(b) ITEM NO.
0 00767	5305-337-2576	SCREW, CAP, HEXAGON HEAD: panel mtg	EA		2	*	*	*	*	33	9
0 00768	5305-337-2576	SCREW, CAP, HEXAGON HEAD: panel mtg	EA		3	*	*	*	*	39	18
0 00769	5305-988-1725	SCREW, MACHINE: fuel and receptacle panel mtg	EA		4	*	*	*	*	11	11
0 00770	5305-622-9483	SCREW, MACHINE: panel mtg	EA		4	*	*	*	*	39	9
M 0 00771		SPACER, GUARD MOUNTING MANUFACTURE FROM:	EA		8					34	19
P 0 00772	4710-278-5380	PIPE, STEEL (1/2 in. required for each SPACER)	FT			SEE	GRP	9501			
0 00773	5310-616-3023	WASHER, FLAT: guard mtg	EA		8	*	*	*	*	34	16
0 00774	5310-809-4058	WASHER, FLAT: hood door, radiator shell mtg	EA		48	*	*	*	*	34	1
0 00775	5310-809-4058	WASHER, FLAT: panel mtg	EA		2	*	*	*	*	33	7
0 00776	5310-081-4219	WASHER, FLAT: panel mtg	EA		4	*	*	*	*	33	3
0 00777	5310-081-4219	WASHER, FLAT: panel mtg	EA		5	*	*	*	*	35	13
0 00778	5310-582-5965	WASHER, LOCK: cover mtg	EA		6	*	*	*	*	43	8
0 00779	5310-407-9566	WASHER, LOCK: door mtg and guard mtg	EA		30	*	*	*	*	34	17
0 00780	5310-582-5965	WASHER, LOCK: fuel and receptacle panel mtg	EA		7	*	*	*	*	11	13
0 00781	5310-582-5965	WASHER, LOCK: hood, chain to door, radiator shell mtg	EA		48	*	*	*	*	34	2

(1) SMR CODE INDEX NO.	(2) FEDERAL STOCK NUMBER	(3) DESCRIPTION	(4) UNIT OF ISSUE	(5) QTY INC IN UNIT PACK	(6) QTY INC IN UNIT	(7) 15-DAY ORGANIZATIONAL MAINTENANCE ALW				(8) ILLUS- TRATION	
						(a) 1-5	(b) 6-20	(c) 21-50	(d) 51-100	(a) FIG NO.	(b) ITEM NO.
0 00782	5310-407-9566	WASHER, LOCK: panel mtg	EA		4	*	*	*	*	33	2
0 00783	5310-407-9566	WASHER, LOCK: panel mtg	EA		5	*	*	*	*	35	14
0 00784	5310-582-5965	WASHER, LOCK: panel mtg	EA		2	*	*	*	*	33	8
0 00785	5310-582-5965	WASHER, LOCK: panel mtg	EA		7	*	*	*	*	39	8
00786		1808 - STORAGE RACKS, BOXES, STRAPS, CARRYING CASES, CABLE REELS, HOSE REELS, ETC.									
0 00787	5306-225-8499	BOLT, MACHINE: hinge to frame	EA		5	*	*	*	*	33	13
0 00788	5306-543-4897	BOLT, MACHINE: hinge to frame	EA		5	*	*	*	*	33	14
X2 0 00789		COVER ASSEMBLY, TOOL BOX 5120421 (72582)	EA		1					33	11
X2 0 00790		FASTENER 5120318 (72582)	EA		2					33	10
0 00791	5310-880-7744	NUT, FLAIN, HEXAGON: hinge to frame and cover	EA		10	*	*	*	*	33	5
X2 0 00792		SPACER, HINGE 5121507 (72582)	EA		1					33	12
0 00793	5310-081-4219	WASHER, FLAT: hinge to frame	EA		5	*	*	*	*	33	3
0 00794	5310-407-9566	WASHER, LOCK: hinge to frame and cover	EA		10	*	*	*	*	33	2
00795		GROUP 22 - BODY CHASSIS OR HULL, AND ACCESSORY ITEMS									
00796		2201 - CANVAS, RUBBER, OR PLASTIC ITEMS									
X2 0 00797	5975-615-7998	BUSHING, INSULATING: cable cover 5168329 (72582)	EA		1					42	5

(1) SMR CODE INDEX NO.	(2) FEDERAL STOCK NUMBER	(3) DESCRIPTION REFERENCE NO. & MFR. CODE USABLE ON CODE	(4) UNIT OF ISSUE	(5) QTY INC IN UNIT PACK	(6) QTY INC IN UNIT	(7) 15-DAY ORGANIZATIONAL MAINTENANCE ALW				(8) ILLUS- TRATION or FIG NO.	ITEM NO.	
						(a) 1-5	(b) 6-20	(c) 21-50	(d) 51-100			
X2 0 00798		COVER, CABLE 5122696 (72582)	EA		1						42	4
X2 0 00799		MUT, LOCK: bushing 329191771 (72582)	EA		1						42	3
00800		2207 - WINTERIZATION EQUIPMENT										
0 00801	4730-424-5871	ADAPTER, PIPE TO VENT: vent tube to fuel tank	EA		1		*	*	*		36	8
0 00802	4730-202-7493	ADAPTER, STRAIGHT, PIPE TO TUBE: pump to tube	EA		2		*	*	*		36	4
0 00803	5306-225-8499	BOLT, MACHINE: bracket mtg	EA		4		*	*	*		37	4
X2 0 00804	6110-039-9553	BOX ASSEMBLY, CONTROL G13776G2 (46522)	EA		1						40	15
X2 0 00805	2540-677-8128	BOX ASSEMBLY, CONTROL BL3777-1 (46522)	EA		1						38	1
X2 0 00806	6110-597-7089	PANEL ASSEMBLY, CONTROL BOX G13779G2 (46522)	EA		1						37	4
X2 0 00807	2990-604-3777	BRACKET, ANGLE: connector mtg BL3780-1 (46522)	EA		1						38	3
P 0 00808	5925-811-2973	CIRCUIT BREAKER: heater control BL3781G2 (46522)	EA		1		*	*	*		38	21
X2 0 00809	5935-682-0568	CONNECTOR, RECEPTACLE, ELECTRICAL: heater control box A3477 (46522)	EA		1						38	19
X2 0 00810	5325-276-4265	CONNECT: heater control box A3481 (46522)	EA		1						38	20
P 0 00811	6240-155-8714	LAMP, INCANDESCENT: heater control box A2106G2 (46522)	EA		1		*	*	*		38	12
X2 0 00812	6115-318-7554	LEAD, ELECTRICAL AL3790 (46522)	EA		1						38	15

(1) SMR CODE INDEX NO.	(2) FEDERAL STOCK NUMBER	(3) DESCRIPTION REFERENCE NO. & MFR. CODE USABLE ON CODE	(4) UNIT OF ISSUE	(5) QTY INC IN UNIT PACK	(6) QTY INC IN UNIT	(7) 15-DAY ORGANIZATIONAL MAINTENANCE ALW				(8) ILLUS- TRATION	
						(a) 1-5	(b) 6-20	(c) 21-50	(d) 51-100	(a) FIG NO.	(b) ITEM NO.
M 0 00813	6115-318-7553	LEAD, ELECTRICAL: heater control box AL3789 (46522) MANUFACTURE FROM:	EA		1					38	16
X2 0 00814	5940-681-9713	TERMINAL, LUG	EA		2						
P 0 00815	6145-284-0660	WIRE, ELECTRICAL	FT			SEE	GRP	9501			
X2 0 00816	6210-688-5088	LIGHT, INDIATOR: heater control AL384 (46522)	EA		1					38	11
0 00817	5310-011-4777	NUT, PLAIN, HEXAGON: receptacle mtg	EA		4	*	*	*	*	38	5
0 00818	5310-696-5371	NUT, SHEET SPRING: panel mtg	EA		2	*	*	*	*	38	2
X2 0 00819	2990-545-2413	PANEL, CONTROL BOX BL3782-1 (46522)	EA		1					38	6
X2 0 00820		PLATE, NAME: control panel, heater	EA			SEE	GRP	2210			
0 00821	5305-582-8491	SCREW, MACHINE: bracket to panel	EA		2	*	*	*	*	38	13
0 00822	5305-059-8248	SCREW, MACHINE: circuit breaker mtg	EA		2	*	*	*	*	38	10
0 00823	5305-290-3004	SCREW, MACHINE: receptacle mtg	EA		4	*	*	*	*	38	18
P 0 00824	5930-548-9704	SWITCH, TOGGLE AL3784 (46522)	EA		1	*	*	*	*	38	9
0 00825	5310-559-0070	WASHER, LOCK: bracket to panel	EA		2	*	*	*	*	38	14
0 00826	5310-193-7571	WASHER, LOCK: receptacle mtg	EA		8	*	*	*	*	38	4

(1) SMR CODE INDEX NO.	(2) FEDERAL STOCK NUMBER	(3) DESCRIPTION REFERENCE NO. & MFR. CODE USABLE ON CODE	(4) UNIT OF ISSUE	(5) QTY INC IN UNIT PACK	(6) QTY INC IN UNIT	(7) 15-DAY ORGANIZATIONAL MAINTENANCE ALW				(8) ILLUS- TRATION	
						(a) 1-5	(b) 6-20	(c) 21-50	(d) 51-100	(a) FIG NO.	(b) ITEM NO.
M 0 00827	6115-318-7549	WIRE ASSEMBLY AL3707 (46522) MANUFACTURE FROM:	EA		1					38	22
X2 0 00828	5940-681-9713	TERMINAL, LUG	EA		2						
P 0 00829	6115-284-0660	WIRE, ELECTRICAL (12 in. required)	FT			SEE	GRP	9501			
M 0 00830	4520-318-7547	WIRE, JUMPER ALL650G1 (46522) MANUFACTURE FROM:	EA		1					38	17
P 0 00831	6115-838-9874	WIRE, ELECTRICAL (3 in. required)	FT			SEE	GRP	9501			
X2 0 00832	2815-325-4968	BRACKET, AIR BOX DRAIN TUBE 5176668 (72582)	EA		1					36	7
X2 0 00833		BRACKET, HEATER STRIP MOUNTING	EA		4					37	24
0 00834	4730-278-3167	BUSHING, PIPE: thermostat mtg	EA		1	*	*	*	*	28	14
X2 0 00835	6115-888-1008	CAP, EXHAUST PIPE: heater 5120739 (72582)	EA		1					19	29
P C 00836	2990-786-1156	CAP, FUEL TANK 5121987 (72582)	EA		1	*	*	*	*	35	12
X2 0 00837		CLAMP, HOSE: bleed tube 272842 (72582)	EA		2					19	22
0 00838	5340-282-7526	CLAMP, HOSE: coolant line	EA		6	*	*	*	*	19	16
0 00839	4730-278-2070	CLAMP, HOSE: heater drain	EA		2	*	*	*	*	19	24
0 00840	4820-752-9040	COCK, DRAIN	EA		1	*	*	*	*		
0 00841	4820-776-1054	COCK, STEAM: coolant line shut-off	EA		2	*	*	*	*	21	4

(1) SWR CODE INDEX NO.	(2) FEDERAL STOCK NUMBER	(3) DESCRIPTION REFERENCE NO. & MFR. CODE USABLE ON CODE	(4) UNIT OF ISSUE	(5) QTY INC IN UNIT PACK	(6) QTY INC IN UNIT	(7) 15-DAY ORGANIZATIONAL MAINTENANCE ALLOW				(8) ILLUS- TRATION	
						(a) 1-5	(b) 6-20	(c) 21-50	(d) 51-100	(a) FIG NO.	(b) ITEM NO.
0 00842	2910-428-9703	COUPLING, PIPE: auxiliary fuel drain	EA		1	*	*	*	*	35	16
0 00843	2910-428-9703	COUPLING, PIPE: coolant drain	EA		1	*	*	*	*	39	4
0 00844	4730-277-8273	ELBOW, PIPE TO TUBE: bleed tube	EA		1	*	*	*	*	19	21
0 00845	4730-254-6225	ELBOW, PIPE TO TUBE: coolant drain	EA		2	*	*	*	*	39	1
X2 0 00846		ELBOW, PIPE TO TUBE: coolant line to shut-off cock, 3/4 in. flared tube, 90 deg 5122090 (72582)	EA		1					21	5
0 00847	4730-640-1051	ELBOW, PIPE TO TUBE: filter	EA		1	*	*	*	*	36	9
0 00848	4730-014-3343	ELBOW, PIPE TO TUBE: valve	EA		4	*	*	*	*	35	1
P 0 00849	5920-666-9517	FUSE; heater 5120984 (72582)	EA		2	SEE	GRP	9901		11	23
X2 OR 00850	2990-703-4157	HEATER ASSEMBLY, ELECTRIC 5183252 (72582)	EA		2						
X2 0 00851	5920-703-4918	RELIEF FUSE 5120985 (72582)	EA		2	SEE	GRP	9901		11	22
M 0 00852	4720-800-1833	HOSE, RUBBER; coolant line connection MANUFACTURE FROM:	EA		3					19	17
P 0 00853	4720-277-8977	HOSE, RUBBER (2-1/2 in. required for each HOSE)	FT		1	SEE	GRP	9501		19	23
M 0 00854	4720-857-9392	HOSE, RUBBER; heater bleed tube 5121558 (72582) MANUFACTURE FROM:	EA		1						
P 0 00855	4720-664-0260	HOSE, RUBBER (2-1/2 in. required)	FT		1	SEE	GRP	9901			

(1) SMR CODE INDEX NO.	(2) FEDERAL STOCK NUMBER	(3) DESCRIPTION	(4) UNIT OF ISSUE	(5) QTY INC IN UNIT PACK	(6) QTY INC IN UNIT	(7) 15-DAY ORGANIZATIONAL MAINTENANCE ALW				(8) ILLUS- TRATION	
						(a) 1-5	(b) 6-20	(c) 21-50	(d) 51-100	(a) FIG NO.	(b) ITEM NO.
M 0 00856	4720-857-9389	HOSE, RUBBER; heater drain 5121551 (72582) MANUFACTURE FROM:	EA		1					19	25
P 0 00857	4720-684-0260	HOSE, RUBBER (12 in. required)	FT			GRP	9501				
M 0 00858	4720-801-6154	HOSE, RUBBER; shock absorber coolant line 5122111 (72582) MANUFACTURE FROM:	EA		2					19	19
P 0 00859	4720-230-6526	HOSE, RUBBER (4 in. required for each HOSE)	FT			GRP	9501				
M 0 00860		LEAD ASSEMBLY, STRIP TO STRIP 5122184 (72582) MANUFACTURE FROM:	EA		2					37	21
I2 0 00861	5940-050-6209	TERMINAL, LUG	EA		4						
P 0 00862	6145-284-0660	WIRE, ELECTRICAL (12 in. required for each LEAD ASSEMBLY)	FT			GRP	9501				
M 0 00863		LEAD ASSEMBLY, THERMOSTAT TO HEATER STRIP 5122185 (72582) MANUFACTURE FROM:	EA		2					37	7
I2 0 00864	5940-050-6209	TERMINAL, LUG	EA		2						
I2 0 00865	5940-050-6386	TERMINAL, LUG	EA		2						
P 0 00866	6145-284-0660	WIRE, ELECTRICAL (19 in. required for each LEAD ASSEMBLY)	FT			GRP	9501				
M 0 00867		LINE ASSEMBLY, ELECTRIC HEATER DRAIN; long 5121565 (72582) MANUFACTURE FROM:	EA		1					39	2
I2 0 00868	4730-013-7397	INVERTED NUT, TUBE COUPLING	EA		2						

(1) SMR CODE INDEX NO.	(2) FEDERAL STOCK NUMBER	(3) DESCRIPTION REFERENCE NO. & MFR. CODE	(4) UNIT OF ISSUE	(5) QTY INC IN UNIT PACK	(6) QTY INC IN UNIT	(7) 15-DAY ORGANIZATIONAL MAINTENANCE ALW				(8) ILLUS- TRATION		
						(a) 1-5	(b) 6-20	(c) 21-50	(d) 51-100	(a) FIG NO.	(b) ITEM NO.	
P 0 00869	4710-277-5525	TUBE, COPPER (9 in. required)	FT			SEE	GRP	9501				
M 0 00870		LINE ASSEMBLY, ELECTRIC HEATER DRAIN: short 5121566 (72582) MANUFACTURE FROM:	EA	1					39	17		
P 0 00871	4710-277-5525	TUBE, COPPER (3-3/4 in. required)	FT			SEE	GRP	9501				
I2 0 00872	2910-371-5334	LINE ASSEMBLY, FUEL, SUPPLY TO FILTER 5157404 (72582)	EA	2					35	6		
I2 0 00873		NIPPLE, PIPE: filter to pump 105404 (72582)	EA	1					36	16		
0 00874	4730-222-1840	NIPPLE, PIPE: water manifold to heater line	EA	1		*	*	*	21	3		
0 00875	5310-763-8912	NUT, PLAIN, HEXAGON: auxiliary, fuel drain pipe coupling	EA	1		*	*	*	35	8		
0 00876	5310-012-3179	NUT, PLAIN, HEXAGON: bracket mtg	EA	4		*	*	*	37	27		
0 00877	5310-012-2432	NUT, PLAIN, HEXAGON: electric heater coolant drain	EA	1		*	*	*	39	11		
0 00878	5310-934-9757	NUT, PLAIN, HEXAGON: fuse holder mtg	EA	4		*	*	*	11	28		
0 00879	5310-298-9261	NUT, PLAIN, HEXAGON: lead to strip	EA	4		*	*	*	37	20		
0 00880	5310-761-6882	NUT, PLAIN, HEXAGON: pump mtg	EA	2		*	*	*	36	17		
I2 0 00881	5310-934-9739	NUT, PLAIN, HEXAGON: receptacle mtg 134525 (72582)	EA	4					11	29		
0 00882	5310-723-4458	NUT, PLAIN, HEXAGON: strip mtg	EA	4		*	*	*	37	12		
0 00883	5310-934-9747	NUT, PLAIN, HEXAGON: switch mtg	EA	4		*	*	*	37	5		

(1) SMR CODE INDEX NO.	(2) FEDERAL STOCK NUMBER	(3) DESCRIPTION REFERENCE NO. & MFR. CODE USABLE ON CODE	(4) UNIT OF ISSUE	(5) QTY INC IN UNIT PACK	(6) QTY INC IN UNIT	(7) 15-DAY ORGANIZATIONAL MAINTENANCE				(8) ILLUS- TRATION	
						(a) 1-5	(b) 6-20	(c) 21-50	(d) 51-100	(a) FIG NO.	(b) ITEM NO.
0 00884	5310-761-6882	NUT, PLAIN, HEXAGON: valve assembly mtg	EA		2	*	*	*	*	35	5
0 00885	4730-011-2578	PLUG, PIPE: auxiliary fuel drain pipe coupling	EA		1	*	*	*	*	35	17
0 00886	4730-011-3175	PLUG, PIPE: fuel tank	EA		1	*	*	*	*		
0 00887	4730-044-4692	PLUG, PIPE: water drain	EA		1	*	*	*	*	39	10
P 0 00888	2910-735-4014	PUMP, FUEL: heater G4796G9 (46522)	EA		1	*	*	*	*	36	3
X2 0 00889	5935-895-3280	RECEPTACLE ASSEMBLY, ELECTRICAL COOLANT HEATER 5121865 (72582)	EA		1	*	*	*	*	11	20
X2 0 00890		RING, FUEL TANK FILLER NECK 5121521 (72582)	EA		1					35	10
0 00891	5305-068-0500	SCREW, CAP, HEXAGON HEAD: bracket to strip	EA		4	*	*	*	*	37	16
X2 0 00892	5305-068-7837	SCREW, CAP, HEXAGON HEAD: heater control box mtg 120854 (72582)	EA		2					40	11
C 00893	5305-068-7837	SCREW, CAP, HEXAGON HEAD: pump mtg	EA		2	*	*	*	*	36	1
X2 0 00894		SCREW, CAP, HEXAGON HEAD: valve assembly mtg 120854 (72582)	EA		2					35	18
0 00895	5305-208-1907	SCREW, MACHINE: control panel mtg	EA		2	*	*	*	*	38	8
0 00896	5305-984-6193	SCREW, MACHINE: fuse holder mtg	EA		4	*	*	*	*	11	24
0 00897	5305-013-2651	SCREW, MACHINE: receptacle mtg	EA		4	*	*	*	*	11	21
0 00898	5305-010-0764	SCREW, MACHINE: strap mtg	EA		3	*	*	*	*		

(1) SMR CODE INDEX NO.	(2) FEDERAL STOCK NUMBER	(3) DESCRIPTION REFERENCE NO. & MFR. CODE USABLE ON CODE	(4) UNIT OF ISSUE	(5) QTY INC IN UNIT PACK	(6) QTY INC IN UNIT	(7) 15-DAY ORGANIZATIONAL MAINTENANCE ALW				(8) ILLUS- TRATION	
						(a) 1-5	(b) 6-20	(c) 21-50	(d) 51-100	(a) FIG NO.	(b) ITEM NO.
0 00899	5305-777-2284	SCREW, MACHINE: strap mtg	EA		3	*	*	*	*		
0 00900	5305-775-1864	SCREW, MACHINE: switch mtg	EA		4	*	*	*	*	37	11
X2 0 00901		SEAL, FUEL TANK FILLER NECK RING 6525133 (72582)	EA		1					35	11
0 00902	6115-607-0079	SEAL, SWITCH 5120164 (72582)	EA		2	SEE	GRP	9901		40	14
X2 0 00903		SPACER, ELECTRIC HEATER COOLANT DRAIN 5121726 (72582)	EA		1					39	5
X2 0 00904		SPACER, THERMOSTAT HOUSING 5121851 (72582)	EA		1					37	8
P 0 00905	2910-387-0964	STRAINER ASSEMBLY, FUEL 854098 (24617)	EA		1	*	*	*	*	36	15
X2 0 00906	2910-328-9586	BALL, BOWL: fuel strainer 854117 (24617)	EA		1					36	10
X2 0 00907	2910-102-3062	BOWL, GLASS: fuel strainer 854116 (24617)	EA		1					36	11
P 0 00908	2910-383-4262	GASKET: bowl to head 854117 (70040)	EA		1	*	2	2	2	36	12
X2 0 00909	2910-153-8095	HEAD, STRAINER 854115 (24617)	EA		1					36	14
X2 0 00910	2910-798-0243	STRAINER: fuel 854124 (24617)	EA		1					36	13
X2 0 00911		STRAP, GROUND: beater 5122053 (72582)	EA		1						
X2 0 00912	4540-775-1377	STRIP, HEATER: battery box 5186953 (72582)	EA		2					37	14
P 0 00913	5930-785-6244	SWITCH: battery box, inside 5120886 (72582)	EA		1	*	*	*	*	37	6

(1) SMR CODE INDEX NO.	(2) FEDERAL STOCK NUMBER	(3) DESCRIPTION	(4) UNIT OF ISSUE	(5) QTY INC IN UNIT PACK	(6) QTY INC IN UNIT	(7) 15-DAY ORGANIZATIONAL MAINTENANCE ALW				(8) ILLUS- TRATION	
						(a) 1-5	(b) 6-20	(c) 21-50	(d) 51-100	(a) FIG NO.	(b) ITEM NO.
P 0 00914	5930-785-6243	REFERENCE NO. & MFR. CODE SWITCH: battery box, outside 5120869 (72582)	EA		1	*	*	*	*	37	9
P 0 00915	5930-785-6241	SWITCH: coolant heater 5120952 (72582)	EA		1	*	*	*	*	28	23
P 0 00916	5930-785-6242	SWITCH, THERMOSTAT HEATER 5110782 (72582)	EA		1	*	*	*	*	28	15
P 0 00917	5930-642-9196	SWITCH, TOGGLE: battery box heater 5122897 (72582)	EA		1	*	*	*	*	40	12
P 0 00918	5930-642-9251	SWITCH, TOGGLE: coolant heater 5120735 (72582)	EA		1	*	*	*	*	40	13
0 00919	4730-289-2193	TEE, PIPE: coolant drain	EA		1	*	*	*	*	39	3
X2 0 00920	6115-777-0872	TUBE ASSEMBLY, GASOLINE HEATER PUMP OUTLET 5120765 (72582)	EA		1						
X2 0 00921		TUBE ASSEMBLY, HEATER BLEED 5121529 (72582)	EA		1					19	20
X2 0 00922	6115-731-1294	TUBE ASSEMBLY, PUMP TO HEATER 5120963 (72582)	EA		1					36	5
X2 0 00923	6115-703-1524	TUBE ASSEMBLY, TANK SUCTION 5110379 (72582)	EA		1					35	7
M 0 00924	2990-822-1249	TUBE ASSEMBLY, TANK VENT 5121511 (72582) MANUFACTURE FROM:	EA		1					36	6
X2 0 00925	4730-013-7397	INVERTED NUT, TUBE COUPLING	EA		1						
P 0 00926	4710-277-5525	TUBE, COPPER (15 in. required)	FT			SEE	GRP	9501			
X2 0 00927	6115-731-1293	TUBE ASSEMBLY, VALVE 5120962 (72582)	EA		1					35	2
P 0 00928	2910-345-9110	VALVE ASSEMBLY, THREE WAY: heater fuel 5185036 (72582)	EA		1	SEE	GRP	9901		35	3

(1) SMR CODE INDEX NO.	(2) FEDERAL STOCK NUMBER	(3) DESCRIPTION REFERENCE NO. & MFR. CODE USABLE ON CODE	(4) UNIT OF ISSUE	(5) QTY INC IN UNIT PACK	(6) QTY INC IN UNIT	(7) 15-DAY ORGANIZATIONAL MAINTENANCE ALW				(8) ILLUS- TRATION	
						(a) 1-5	(b) 6-20	(c) 21-50	(d) 51-100	(a) FIG NO.	(b) ITEM NO.
P 0 00929	4820-775-4789	VALVE, RELIEF: heater 5110783 (72582)	EA		1	*	*	*	*	28	18
0 00930	5310-081-4219	WASHER, FLAT: bracket mtg	EA		4	*	*	*	*	37	25
0 00931	5310-809-5998	WASHER, FLAT: drain hose	EA		2	*	*	*	*	19	26
0 00932	5310-337-6976	WASHER, FLAT: lead to strip	EA		4	*	*	*	*	37	18
0 00933	5310-809-4058	WASHER, FLAT: strip mtg	EA		4	*	*	*	*	37	15
X2 0 00934	5310-012-0214	WASHER, LOCK: bracket mtg 121214 (72582)	EA		4	*	*	*	*	37	26
0 00935	5310-012-1841	WASHER, LOCK: fuse holder mtg	EA		4	*	*	*	*	11	31
0 00936	5310-637-9541	WASHER, LOCK: heater control box mtg	EA		2	*	*	*	*	40	10
0 00937	5310-045-3296	WASHER, LOCK: lead to strip	EA		4	*	*	*	*	37	19
0 00938	5310-550-1130	WASHER, LOCK: pump mtg	EA		4	*	*	*	*	36	2
0 00939	5310-550-1130	WASHER, LOCK: receptacle mtg	EA		4	*	*	*	*	11	30
0 00940	5310-013-8479	WASHER, LOCK: strap mtg	EA		3	*	*	*	*		
0 00941	5310-010-3319	WASHER, LOCK: strip mtg	EA		4	*	*	*	*	37	13
0 00942	5310-013-1044	WASHER, LOCK: switch mtg	EA		4	*	*	*	*	37	10

(1) SMR CODE INDEX NO.	(2) FEDERAL STOCK NUMBER	(3) DESCRIPTION REFERENCE NO. & MFR. CODE USABLE ON CODE	(4) UNIT OF ISSUE	(5) QTY INC IN UNIT PACK	(6) QTY INC IN UNIT	(7) 15-DAY ORGANIZATIONAL MAINTENANCE ALW				(8) ILLUS- TRATION	
						(a) 1-5	(b) 6-20	(c) 21-50	(d) 51-100	(a) FIG NO.	(b) ITEM NO.
0 00943	5310-637-9541	WASHER, LOCK: valve assembly mtg	EA		2	*	*	*	*	35	4
00944		2210 - DATA PLATES AND INSTRUCTION HOLDERS									
0 00945	6115-731-5276	NUT, PLAIN, HEXAGON: valve indicator plate mtg	EA		4	*	*	*	*		
X2 0 00946		PLATE, IDENTIFICATION: electric heater receptacle 5124030 (72582)	EA		1						
X2 0 00947		PLATE, IDENTIFICATION: engine starting and control switch 5120680 (72582)	EA		1						
X2 0 00948		PLATE, IDENTIFICATION: fuel auxiliary connection 5120889 (72582)	EA		1						
X2 0 00949		PLATE, IDENTIFICATION: General Motors 5174098 (72582)	EA		2						
X2 0 00950		PLATE, IDENTIFICATION: governor 5E122 (78388)	EA		1						
X2 0 00951		PLATE, IDENTIFICATION: grounding stud 5122056 (72582)	EA		1						
X2 0 00952		PLATE, IDENTIFICATION: lift engine compartment door 5120785 (72582)	EA		1						
X2 0 00953		PLATE, IDENTIFICATION: oil drain 5122039 (72582)	EA		1						
X2 0 00954		PLATE, IDENTIFICATION: over voltage light 5120542 (72582)	EA		1						
X2 0 00955		PLATE, IDENTIFICATION: power receptacles 5120679 (72582)	EA		1						
X2 0 00956		PLATE, IDENTIFICATION: water drain 5122038 (72582)	EA		1						
X2 0 00957		PLATE, INSTRUCTION: ac outlet 5184779 (72582)	EA		1						

(1) SMR CODE INDEX NO.	(2) FEDERAL STOCK NUMBER	(3) DESCRIPTION	(4) UNIT OF ISSUE	(5) QTY INC IN UNIT PACK	(6) QTY INC IN UNIT	(7) 15-DAY ORGANIZATIONAL MAINTENANCE ALW				(8) ILLUS- TRATION		
						(a) 1-5	(b) 6-20	(c) 21-50	(d) 51-100	(a) FIG NO.	(b) ITEM NO.	
X2 0 00958		PLATE, INSTRUCTION: governor control 5120495 (72582)	EA		1							
X2 0 00959		PLATE, INSTRUCTION: heater fuel valve 5120557 (72582)	EA		1							
X2 0 00960		PLATE, INSTRUCTION: heater switch and governor 5120685 (72582)	EA		1							
X2 0 00961		PLATE, INSTRUCTION: parallel operation 5120499 (72582)	EA		1							
X2 0 00962		PLATE, INSTRUCTION: regulator control 5110575 (72582)	EA		1							
X2 0 00963		PLATE, INSTRUCTION: remote starting receptacle 5122041 (72582)	EA		1							
X2 0 00964		PLATE, INSTRUCTION: remote starting switch 5122057 (72582)	EA		1							
X2 0 00965	6115-886-9357	PLATE, INSTRUCTION: switch panel 5120508 (72582)	EA		1							
X2 0 00966		PLATE, INSTRUCTION: unit operating 5120820 (72582)	EA		1							
X2 0 00967		PLATE, INSTRUCTION: unit wiring diagram 5122684 (72582)	EA		1							
X2 0 00968		PLATE, INSTRUCTION: voltage changeover 5120798 (72582)	EA		1							
X2 0 00969		PLATE, INSTRUCTION: voltmeter - ammeter 5110572 (72582)	EA		1							
X2 0 00970	6115-558-5651	PLATE, NAME: control panel, heater A13783 (46522)	EA		1						38	7
X2 0 00971	2910-404-4431	PLATE, VALVE INDICATOR 5181815 (72582)	EA		1							
0 00972	520-013-5255	RIVET, SOLID: heater plate mtg	EA		4							

(1) SMR CODE INDEX NO.	(2) FEDERAL STOCK NUMBER	(3) DESCRIPTION REFERENCE NO. & MFR. CODE USABLE ON CODE	(4) UNIT OF ISSUE	(5) QTY INC IN UNIT PACK	(6) QTY INC IN UNIT	(7) 15-DAY ORGANIZATIONAL MAINTENANCE ALW				(8) ILLUS- TRATION	
						(a) 1-5	(b) 6-20	(c) 21-50	(d) 51-100	(a) FIG NO.	(b) ITEM NO.
0 00973	5305-175-3230	SCREW, DRIVE: governor	EA		2	*	*	*	*		
0 00974	5305-774-9088	SCREW, SELF-TAPPING: plate mtg	EA		28	*	*	*	*		
0 00975	5305-774-9088	SCREW, TAPPING, THREAD FORMING: electric heater receptacle plate mtg	EA		2	*	*	*	*		
0 00976	5305-013-1299	SCREW, TAPPING, THREAD FORMING: General Motors plate mtg	EA		12	*	*	*	*		
0 00977	5305-954-5207	SCREW, TAPPING, THREAD FORMING: lube oil and water drain, plate mtg	EA		4	*	*	*	*		
0 00978	5305-053-1113	SCREW, TAPPING, THREAD FORMING: plate mtg	EA		3	*	*	*	*		
0 00979	5305-281-5668	SCREW, TAPPING, THREAD FORMING: plate mtg	EA		18	*	*	*	*		
0 00980	5305-774-9088	SCREW, TAPPING, THREAD FORMING: unit operating and ground plate mtg	EA		11	*	*	*	*		
0 00981	5305-774-9088	SCREW, TAPPING, THREAD FORMING: voltage changeover plate and unit wiring diagram mtg	EA		12	*	*	*	*		
0 00982	5310-045-3294	WASHER, LOCK: valve indicator plate mtg	EA		4	*	*	*	*		
00983		GROUP 40 - ELECTRIC MOTORS AND GENERATORS									
00984		4003 - BRUSH HOLDERS									
P 0 00985	5977-284-9028	BRUSH, ELECTRICAL CONTACT: generator 5521034 (72560)	EA		8	2	8	17	33	43	6
M 0 00986		LEAD ASSEMBLY, BRUSH HOLDER TO BRUSH HOLDER 5535009 (72560) MANUFACTURE FROM:	EA		6						
X2 0 00987	5940-050-6386	TERMINAL, LUG	EA		12						

(1) SMR CODE INDEX NO.	(2) FEDERAL STOCK NUMBER	(3) DESCRIPTION REFERENCE NO. & MFR. CODE USABLE ON CODE	(4) UNIT OF ISSUE	(5) QTY INC IN UNIT PACK	(6) QTY INC IN UNIT	(7) 15-DAY ORGANIZATIONAL MAINTENANCE ALW				(8) ILLUS- TRATION		
						(a) 1-5	(b) 6-20	(c) 21-50	(d) 51-100	(a) FIG NO.	(b) ITEM NO.	
P 0 00988	6145-308-0080	WIRE, ELECTRICAL (9 in. required for each LEAD ASSEMBLY)	FT			SEE	GRP	9501				
A 0 00989	5305-543-4390	SCREW, ASSEMBLED WASHER: brush lead 55366454 (72560)	EA	8	8	*	*	*	*			
0 00990	5305-989-7435	SCREW, MACHINE: brush lead	EA	8	8	*	*	*	*			
0 00991	5310-013-8479	WASHER, LOCK: brush lead	EA	8	8	*	*	*	*			
00992		4004 - VENTILATING SYSTEM										
X2 0 00993		COVER, BRUSH ACCESS 5548537 (72560)	EA	2	2					43	3	
0 00994	5305-068-0501	SCREW, CAP, HEXAGON HEAD: cover mtg	EA	14	14	*	*	*	*	43	5	
0 00995	5310-476-1087	WASHER, LOCK: cover mtg	EA	14	14	*	*	*	*	43	4	
00996		4009 - CONTROL PANELS, HOUSING, CUBICLES										
P 0 00997	6625-785-6257	AMMETER: generator 5120128 (72582)	EA	1	1	*	*	*	*	41	18	
X2 0 00998	6115-808-5226	GUARD, SWITCH 5120399 (72582)	EA	1	1					41	16	
X2 0 00999	5210-816-5665	LIGHT, OVER VOLTAGE 5178163 (72582)	EA	1	1					41	1	
P 0 01000	6240-019-0878	LAMP, INCANDESCENT: control panel 1252 (24446)	EA	1	1	SEE	GRP	9901		41	2	
X2 0 01001	6210-862-4535	RECEPTACLE, PANEL LIGHT 5120292 (72582)	EA	2	2					41	4	
P 0 01002	6240-019-0878	LAMP, INCANDESCENT: control panel 1252 (24446)	EA	2	2	SEE	GRP	9901		41	2	

(1) SMR CODE INDEX NO.	(2) FEDERAL STOCK NUMBER	(3) DESCRIPTION	(4) UNIT OF ISSUE	(5) QTY INC IN UNIT PACK	(6) QTY INC IN UNIT	(7) 15-DAY ORGANIZATIONAL MAINTENANCE ALW				(8) ILLUS- TRATION	
						(a) 1-5	(b) 6-20	(c) 21-50	(d) 51-100	(a) FIG NO.	(b) ITEM NO.
X2 0 01003	6250-862-4534	RECEPTACLE, SYNCHRONIZING LIGHT 5120291 (72582)	EA		2					41	5
X2 0 01004	6240-143-7432	LAMP, SYNCHRONIZING LIGHT 5120547 (72582)	EA		2					41	6
P 0 01005	5330-607-0079	SEAL, RUBBER: over voltage, panel and synchronizing light mtg 5121164 (72582)	EA		5	*	*	*	*	41	3
P 0 01006	1450-774-8840	VOLTMETER 5120126 (72582)	EA		1	*	*	*	*	41	17
01007		4011 - CIRCUIT BREAKERS, CUTOUTS, FUSE AND FUSE HOLDERS									
P 0 01008	5920-686-9517	FUSE 5120984 (72582)	EA		1	SEE GRP	9901			40	2
X2 0 01009	5920-703-4918	HOLDER, FUSE 5120985 (72582)	EA		1	SEE GRP	9901			40	1
0 01010	5310-934-9757	NUT, FLAIN, HEXAGON: fuse holder mtg	EA		2	*	*	*	*	40	6
0 01011	5305-013-2768	SCREW, MACHINE: fuse holder mtg	EA		2	*	*	*	*	40	16
0 01012	5310-012-1841	WASHER, LOCK: fuse holder mtg	EA		2	*	*	*	*	40	5
01013		4012 - SWITCHES									
0 01014	5305-989-7434	SCREW, MACHINE: parallel switch and voltmeter	EA		8	*	*	*	*		
X2 0 01015	6115-981-1049	SEAL, GOVERNOR SPEED CONTROL SWITCH 5120164 (72582)	EA		7	SEE GRP	9901			41	15
P 0 01016	5930-615-7889	SWITCH, FIELD FLASHING	EA		1	*	*	*	*	41	11
P 0 01017	5930-655-1518	SWITCH, GOVERNOR SPEED CONTROL 5120958 (72582)	EA		1	*	*	*	*	41	12

(1) SMR CODE INDEX NO.	(2) FEDERAL STOCK NUMBER	(3) DESCRIPTION	(4) UNIT OF ISSUE	(5) QTY INC IN UNIT PACK	(6) QTY INC IN UNIT	(7) 15-DAY ORGANIZATIONAL MAINTENANCE ALW				(8) ILLUS- TRATION	
						(a) 1-5	(b) 6-20	(c) 21-50	(d) 51-100	(a) FIG NO.	(b) ITEM NO.
X2 0 01018	5930-655-1521	SWITCH, OVER VOLT 5120359 (72582)	EA		1					41	14
P 0 01019	5930-655-1515	SWITCH, PANEL LIGHT 5120167 (72582)	EA		1	*	*	*	*	41	13
X2 0 01020	5930-785-6265	SWITCH, PARALLEL 5120360 (72582)	EA		1	*	*	*	*	41	9
X2 0 01021	6115-703-1882	SWITCH, REMOTE STARTING 5122040 (72582)	EA		1					41	8
P 0 01022	5930-534-8911	SWITCH, ROTARY; voltmeter-ammeter 5166728 (72582)	EA		1	*	*	*	*	41	7
X2 0 01023	5930-785-6237	SWITCH, TOGGLE; emergency 5120734 (72582)	EA		1	SEE	GRP	9901		41	10
01024		4018 - TERMINAL BLOCKS, JUNCTION BOXES									
P 0 01025	5935-283-4003	CONNECTOR; 115 v, ac outlet 5120750 (72582)	EA		1	*	*	*	*	40	4
X2 0 01026	1450-972-1745	GUARD, CHANGEOVER BLOCK 5121600 (72582)	EA		1	*	*	*	*	42	2
X2 0 01027		LINK ASSEMBLY 5120453 (72582)	EA		1					42	1
0 01028	5310-934-9757	NUT, FLAIN, HEXAGON; receptacle mtg	EA		2	*	*	*	*	40	6
0 01029	5310-011-5774	NUT, FLAIN, HEXAGON; terminal stud	EA		12	*	*	*	*	42	8
0 01030	5310-774-7302	NUT, FLAIN, WING; guard mtg	EA		4	*	*	*	*	42	6
X2 0 01031	6115-974-1261	PLATE, RECEPTACLE COVER 5124013 (72582)	EA		1					40	17
0 01032	5305-660-2625	SCREW, MACHINE; receptacle mtg	EA		2	*	*	*	*	40	18

(1) SMR CODE INDEX NO.	(2) FEDERAL STOCK NUMBER	DESCRIPTION	REFERENCE NO. & MFR. CODE	USABLE ON CODE	UNIT OF ISSUE	QTY INC IN UNIT PACK	QTY INC IN UNIT	15-DAY ORGANIZATIONAL MAINTENANCE ALW				ILLUS- TRATION	
								(a) 1-5	(b) 6-20	(c) 21-50	(d) 51-100	(a) FIG NO.	(b) ITEM NO.
0 01033	5310-227-6566	WASHER, FLAT: guard mtg			EA		4	*	*	*	*	42	7
0 01034	6115-808-5227	WASHER, FLAT: terminal stud			EA		12	*	*	*	*	42	10
0 01035	5310-045-3299	WASHER, LOCK: receptacle mtg			EA		2	*	*	*	*	40	5
0 01036	5310-784-3152	WASHER, LOCK: terminal stud			EA		12	*	*	*	*	42	9
01037		4019 - RADIO INTERFERENCE SUPPRESSION											
X2 0 01038	5910-860-7300	CAPACITOR ASSEMBLY 5121837 (72582)			EA		1					43	
P 0 01039	5910-785-6281	CAPACITOR, FIXED, PAPER DIELECTRIC: radio suppression 5187720 (72582)			EA		6	SEE	GRP	9901		43	10
M 0 01040		LEAD ASSEMBLY, CAPACITOR 5121849 (72582)			EA		3					43	15
0 01041	5940-681-9713	TERMINAL, LUG			EA		3	*	*	*	*		
0 01042	5940-237-6778	TERMINAL, LUG			EA		3	*	*	*	*		
P 0 01043	6145-313-9429	WIRE, ELECTRIC (3-1/4 in. required for each LEAD ASSEMBLY)			FT			SEE	GRP	9501			
X2 0 01044		LEAD ASSEMBLY, CAPACITOR: radio suppression 5121850 (72582)			EA		3					43	17
0 01045	5310-833-2080	NUT, PLAIN, HEXAGON: capacitor mtg			EA		6	*	*	*	*	43	12
X2 0 01046		PLATE, CAPACITOR MOUNTING 5121836 (72582)			EA		1					43	14
0 01047	5305-989-7434	SCREEN, MACHINE: capacitor mtg			EA		6	*	*	*	*	43	16

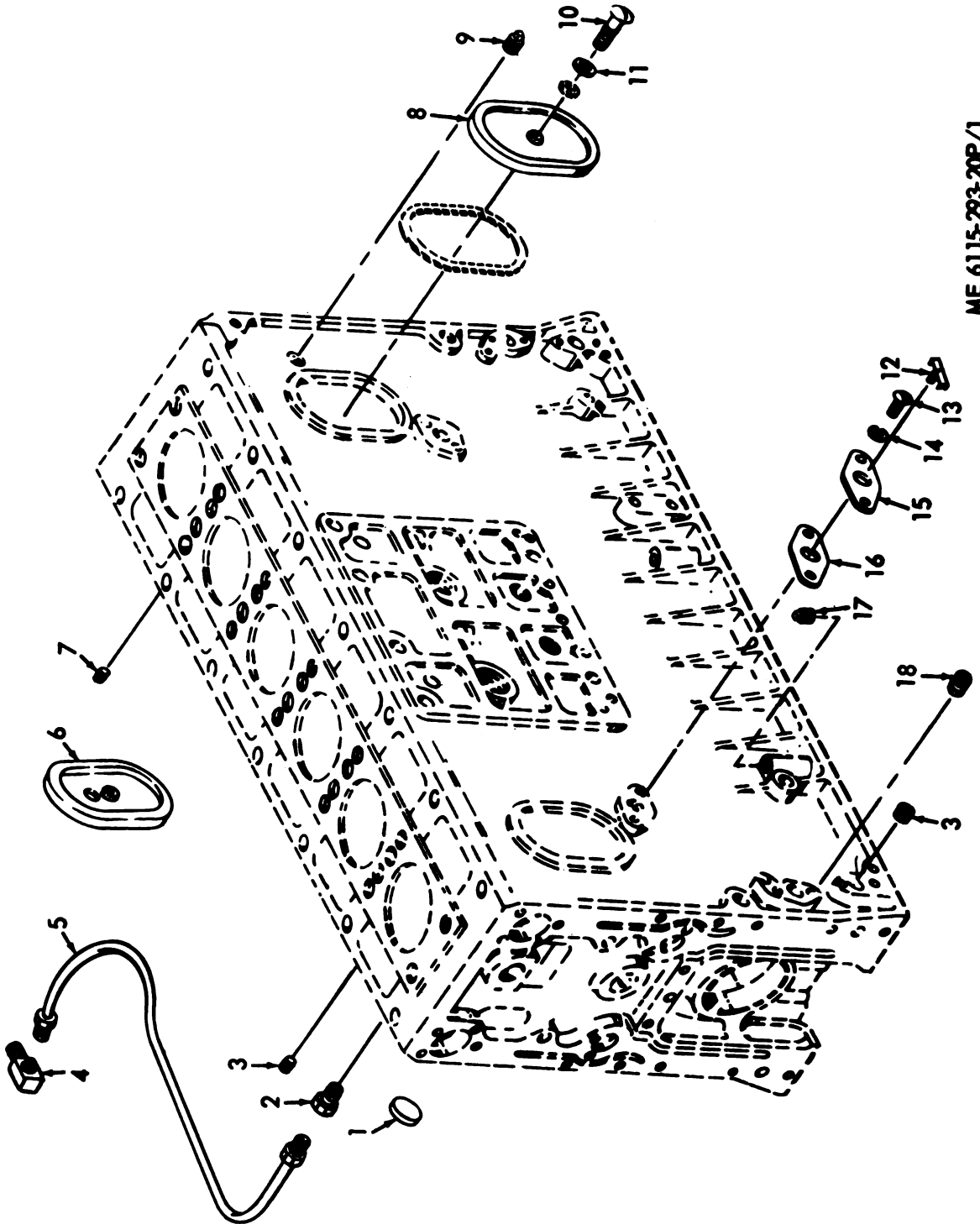
(11) SMR CODE INDEX NO.	(14) FEDERAL STOCK NUMBER	(13) DESCRIPTION	(12) REFERENCE NO. & MFR. CODE	(4) UNIT OF ISSUE	(5) QTY INC IN UNIT PACK	(6) QTY INC IN UNIT	(7) 15-DAY ORGANIZATIONAL MAINTENANCE ALW				(8) ILLUS- TRATION	
							(a) 1-5	(b) 6-20	(c) 21-50	(d) 51-100	(a) FIG NO.	(b) ITEM NO.
0 01048	5310-080-9786	WASHER, LOCK: capacitor mtg		EA		12	*	*	*	43	13	
P 0 01049	5910-785-6281	CAPACITOR, FIXED, PAPER DIELECTRIC: generator brush 5187720 (72582)		EA		2	SEE	GRP	9901	43	10	
P 0 01050	5910-785-6281	CAPACITOR, FIXED, PAPER DIELECTRIC: receptacle outlet 5187720 (72582)		EA		7	SEE	GRP	9901	40	3	
M C 01051	6115-817-9179	LEAD ASSEMBLY, CAPACITOR 5122064 (72582)	MANUFACTURE FROM:	EA		1				43	21	
X2 0 01052	5940-681-9713	TERMINAL, LUG		EA		2						
P 0 01053	6145-313-9429	WIRE, ELECTRICAL (4 in. required)		FT			SEE	GRP	9501			
X2 0 01054		LEAD ASSEMBLY, CAPACITOR MOUNTING 5122044 (72582)		EA		1				43	9	
0 01055	5310-012-3221	NUT, FLAIN, HEXAGON: capacitor assembly mtg		EA		2	*	*	*	43	19	
0 01056	5310-768-0319	NUT, FLAIN, HEXAGON: capacitor mtg		EA		2	*	*	*	43	7	
0 01057	5305-957-1497	SCREW, MACHINE: capacitor mtg		EA		2	*	*	*	43	11	
0 01058	5310-595-7237	WASHER, LOCK: capacitor assembly mtg		EA		2	*	*	*	43	20	
0 01059	5310-637-9541	WASHER, LOCK: capacitor mtg		EA		2	*	*	*	43	8	
0 01060	5310-889-2528	WASHER, LOCK: capacitor mtg		EA		10	*	*	*	43	4	

(1) SMR CODE INDEX NO.	(2) FEDERAL STOCK NUMBER	(3) DESCRIPTION	(4) UNIT OF ISSUE	(5) QTY INC IN UNIT PACK	(6) QTY INC IN UNIT	(7) 15-DAY ORGANIZATIONAL MAINTENANCE ALW				(8) ILLUS- TRATION		
						(a) 1-5	(b) 6-20	(c) 21-50	(d) 51-100	(a) FIG NO.	(b) ITEM NO.	
		REFERENCE NO. & MFR. CODE	USABLE ON CODE									
01061		GROUP 47 - GAGES (NON-ELECTRICAL), WEIGHING AND MEASURING DEVICES										
01062		4702 - GAGES, MOUNTINGS, LINES, AND FITTINGS										
I2 0 01063		ADAPTER, OIL PRESSURE GAGE: oil line assembly to tee 1507333 (70040)	EA	1						31	16	
I2 0 01064	5340-792-7367	CLAMP, GAGE RETAINING 1512381 (70040)	EA	2						31	5	
I2 0 01065	5340-992-1799	CLAMP, LOOP: gage mtg 5369427 (72582)	EA	1						31	2	
I2 0 01066		CLIP, OIL PRESSURE GAGE LINE, WATER TEMPERATURE 5163538 (72582)	EA	4						31	6	
0 01067	4730-278-8886	COUPLING, TUBE: oil gage line	EA	1	*	*	*	*	*	31	24	
0 01068	4730-277-8273	ELBOW, PIPE TO TUBE: oil pressure gage line	EA	1	*	*	*	*	*	31	18	
P 0 01069	6620-785-1670	GAGE, OIL PRESSURE: engine 1508863 (70040)	EA	1	*	*	*	*	*	31	7	
P 0 01070	6680-399-2898	GAGE, FUEL: engine 3290361 (72582)	EA	1	*	*	*	*	*	10	18	
0 01071	5310-833-2080	NUT, FLAIN, HEXAGON: clamp mtg	EA	4	*	*	*	*	*	31	3	
P 0 01072	6685-785-1665	THERMISTOR: water temperature 1513691 (70040)	EA	1	*	*	*	*	*	31	1	
M 0 01073	6620-815-5735	TUBE ASSEMBLY, OIL PRESSURE GAGE TO UNION 5121602 (72582) MANUFACTURE FROM:	EA	1						31	19	
I2 0 01074	4730-013-7397	INVERTED NUT, TUBE COUPLING 10514 (79470)	EA	2								
P 0 01075	4710-277-5525	TUBE, COPPER (3 ft. 8 in. required)	FT		SEE	GRP						9501

(1) SMR CODE INDEX NO.	(2) FEDERAL STOCK NUMBER	(3) DESCRIPTION REFERENCE NO. & MFR. CODE USABLE ON CODE	(4) UNIT OF ISSUE	(5) QTY INC IN UNIT PACK	(6) QTY INC IN UNIT	(7) 15-DAY ORGANIZATIONAL MAINTENANCE ALW				(8) ILLUS- TRATION	
						(a) 1-5	(b) 6-20	(c) 21-50	(d) 51-100	(a) FIG NO.	(b) ITEM NO.
M O 01076	6620-815-5734	TUBE ASSEMBLY, UNION TO BLOWER DRIVE TEE 5121601 (72582) MANUFACTURE FROM:	EA		1					31	17
X2 O 01077	4730-013-7397	INVERTED NUT, TUBE COUPLING 10524 (79470)	EA		2						
P O 01078	4710-277-5325	TUBE, COPPER (33 in. required)	FT			SEE	CRP	9501			
O 01079	5310-045-3296	WASHER, LOCK; clamp mtg	EA		2	*	*	*	*	31	4
01080		GROUP 95 - GENERAL USE STANDARDIZED PARTS									
01081		9501 - BULK MATERIAL									
P O 01082	4720-684-0260	HOSE, RUBBER	FT			*	*	*	*		
P O 01083	4720-200-0365	HOSE, RUBBER; 5/16 in. id	FT			*	*	*	*		
P O 01084	4720-278-4940	HOSE, RUBBER; 1/2 in. id, 3 ply	FT			*	*	*	*		
P O 01085	4720-595-1819	HOSE, RUBBER; 7/8 in. id, 1-3/16 in. od	FT			*	*	*	*		
P O 01086	4720-277-8997	HOSE, RUBBER; 7/8 in. id, 3 ply	FT			*	*	*	*		
P O 01087	4720-235-4125	HOSE, RUBBER; 1 in. id, 3 ply	FT			*	*	*	*		
P O 01088	4720-374-4917	HOSE, RUBBER; 2 in. id, 3 ply	FT			*	*	*	*		
P O 01099	5970-636-4518	INSULATION SHEET, ELECTRICAL; 0.031 in. thk, 46 in. v, 72 in. lg	SH			*	*	*	*		
P O 01090	5330-233-5845	PAPER, GASKET	ID			*	*	*	*		

(1) SMR CODE INDEX NO.	(2) FEDERAL STOCK NUMBER	(3) DESCRIPTION REFERENCE NO. & MFR. CODE	(4) UNIT OF ISSUE	(5) QTY INC IN UNIT PACK	(6) QTY INC IN UNIT	15-DAY ORGANIZATIONAL MAINTENANCE				ILLUS- TRATION	
						(a) 1-5	(b) 6-20	(c) 21-50	(d) 51-100	(a) FIG NO.	(b) ITEM NO.
P 0 01091	5330-467-3615	PAPER, GASKET	YD			*	*	*	*		
P 0 01092	5330-467-3615	PAPER, GASKET: 36 in. v, 1/32 in. thk	YD			*	*	*	*		
P 0 01093	4710-278-5380	PIPE, STEEL: 3/8 in. id, 0.091 in. thk	FT			*	*	*	*		
P 0 01094	4710-277-5524	TUBE, COPPER: 3/16 in. od, 0.035 in. thk	FT			*	*	*	*		
P 0 01095	4710-277-5525	TUBE, COPPER: 0.0250 in. dia, 0.035 in. thk	FT			*	*	*	*		
P 0 01096	4710-277-5529	TUBE, COPPER: 1/2 in. od, 0.035 in. thk	FT			*	*	*	*		
P 0 01097	4710-277-5526	TUBE, COPPER: 0.313 in. dia, 0.035 in. thk	FT			*	*	*	*		
P 0 01098	4710-277-5527	TUBE, COPPER: 0.375 in. dia, 0.035 in. thk	FT			*	*	*	*		
P 0 01099	5975-284-7340	TUBE, FLEXIBLE NONMETALLIC, ELECTRICAL: 3/4 in. ida	FT			*	*	*	*		
P 0 01100	6145-635-9433	WIRE, ELECTRICAL: copper No. 4 AWG stranded conductor	FT			*	*	*	*		
P 0 01101	6145-838-9874	WIRE, ELECTRICAL: copper, No. 12 AWG	FT			*	*	*	*		
P 0 01102	6145-284-0660	WIRE, ELECTRICAL: copper, tinned finish, No. 14 AWG stranded conductor	FT			*	*	*	*		
P 0 01103	6145-308-0080	WIRE, ELECTRICAL: copper, tinned finish, No. 14 AWG stranded conductor	FT			*	*	*	*		
P 0 01104	6145-308-0247	WIRE, ELECTRICAL: copper, tinned finish, No. 16 AWG stranded conductor	FT			*	*	*	*		
P 0 01105	6145-313-9429	WIRE, ELECTRICAL: copper, tinned finish, No. 16 AWG stranded conductor	FT			*	*	*	*		

(1) SMR CODE INDEX NO.	(2) FEDERAL STOCK NUMBER	(3) DESCRIPTION REFERENCE NO. & MFR. CODE USABLE ON CODE	(4) UNIT OF ISSUE	(5) QTY INC IN UNIT PACK	(6) QTY INC IN UNIT	(7) 15-DAY ORGANIZATIONAL MAINTENANCE ALW				(8) ILLUS- TRATION		
						(a) 1-5	(b) 6-20	(c) 21-50	(d) 51-100	(a) FIG NO.	(b) ITEM NO.	
01106		GROUP 99 - PARTS PECULIAR										
01107		9901 - MULTI-LISTED PARTS										
P 0 01108	5910-785-6281	CAPACITOR, FIXED, PAPER DIELECTRIC 5187720 (72582)	EA		15	2	2	4	8			
P 0 01109	5920-686-9517	FUSE	EA		3	2	7	13	25			
P 0 01110	2815-953-2014	GASKET 512540 (72582)	EA		2	*	2	2	3			
X2 0 01111	5920-703-4918	HOLDER, FUSE 5120985 (72582)	EA		3							
P 0 01112	6240-019-0878	LAMP, INCANDESCENT	EA		3	2	7	13	25			
X2 0 01113	6115-607-0079	SEAL 5120164 (72582)	EA		10							
X2 0 01114	1450-774-8842	SPRING 5120400 (72582)	EA		20							
P 0 01115	5977-785-6233	SWITCH, TOGGLE	EA		2	*	*	2	2			
X2 0 01116	2910-345-9110	VALVE ASSEMBLY, THREE WAY	EA		3	*	*	*	*			

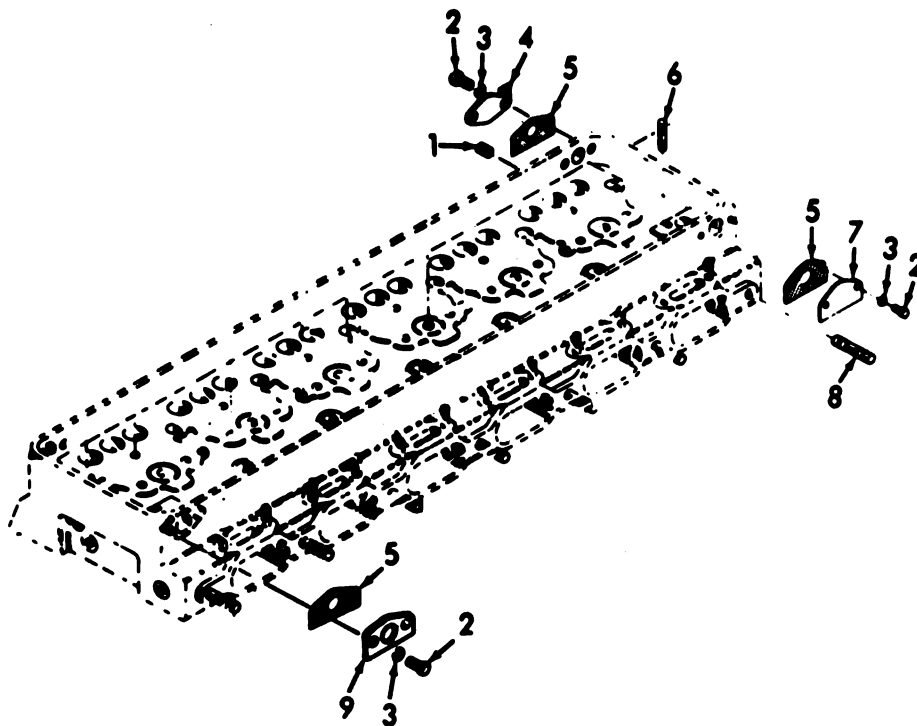


ME 6115-293-20P/1

Figure 1. Cylinder Block Covers and Plugs.

INDEX TO PARTS, FIGURE 1

Reference Number	Functional Group	Item Name	Reference Number	Functional Group	Item Name
1	0101	PLUG	10	0101	SCREW
2	0106	ADAPTER	11	0101	WASHER
3	0101	PLUG	12	0101	COCK
4	0106	ELBOW	13	0101	BOLT
5	0106	TUBE AY	14	0101	WASHER
6	0101	COVER	15	0101	COVER
7	0101	PLUG	16	0101	GASKET
8	0101	COVER	17	0101	PLUG
9	0101	PLUG	18	0101	PLUG

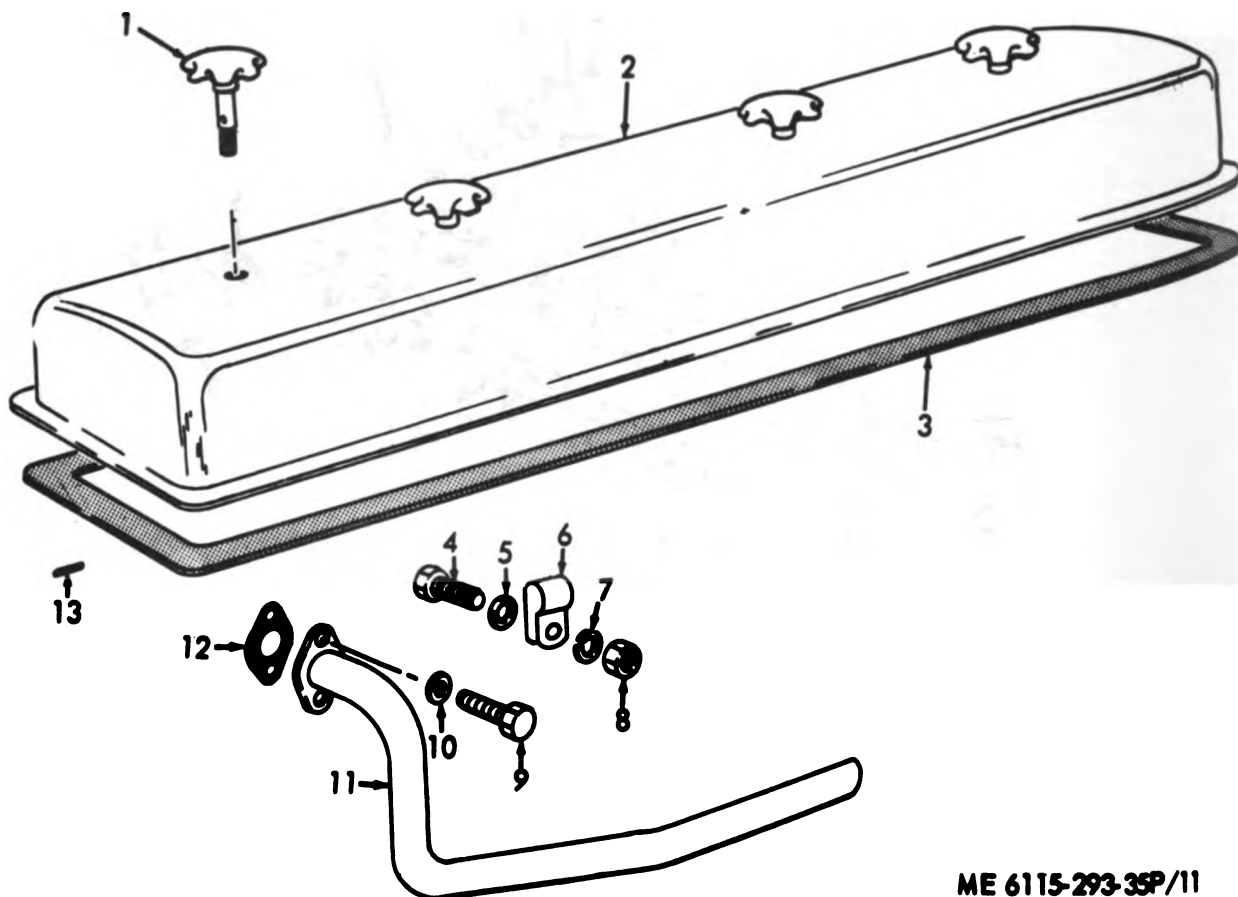


ME 6115-293-20P/2

Figure 2. Cylinder Head Governor Hole Covers.

INDEX TO PARTS, FIGURE 2

Reference Number	Functional Group	Item Name	Reference Number	Functional Group	Item Name
1	0101	PLUG	6	0101	STUD
2	0101	SCREW	7	0101	COVER
3	0101	WASHER	8	0101	STUD
4	0101	COVER	9	0101	COVER
5	0101	GASKET			

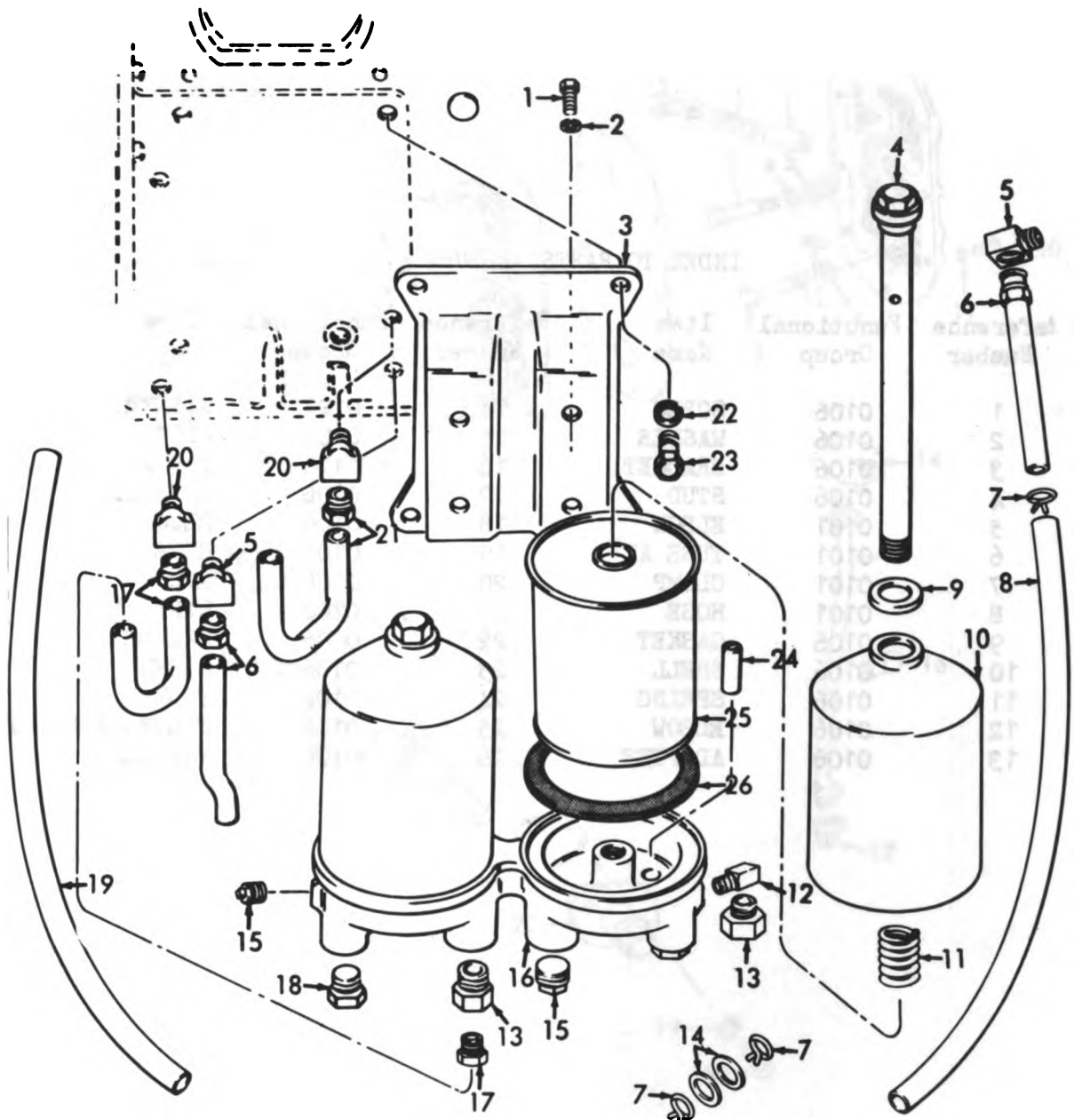


ME 6115-293-35P/11

Figure 3. Rocker Arm Cover.

INDEX TO PARTS, FIGURE 3

Reference Number	Functional Group	Item Name	Reference Number	Functional Group	Item Name
1	0105	BOLT	8	0106	NUT
2	0105	COVER	9	0106	SCREW
3	0105	GASKET	10	0106	WASHER
4	0106	SCREW	11	0106	PIPE AY
5	0106	WASHER	12	0106	GASKET
6	0106	CLAMP	13	0105	PIN
7	0106	WASHER			

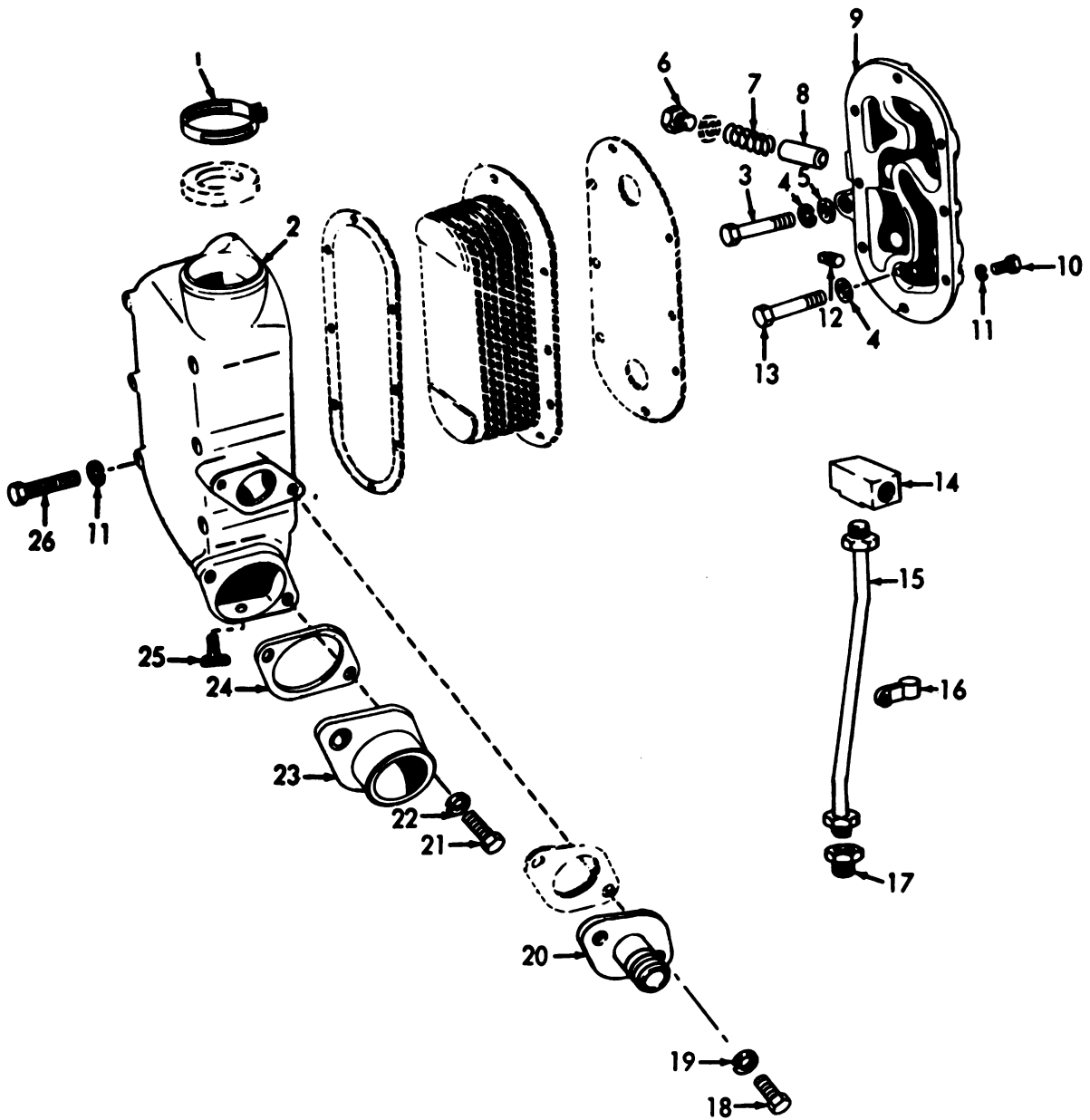


ME 6115-293-35P/16

Figure 4. Oil Filter.

INDEX TO PARTS, FIGURE 4

Reference Number	Functional Group	Item Name	Reference Number	Functional Group	Item Name
1	0106	SCREW	14	0101	WASHER
2	0106	WASHER	15	0106	PLUG
3	0106	BRACKET	16	0106	COVER
4	0106	STUD	17	0106	LINE AY
5	0101	ELBOW	18	0106	PLUG
6	0101	TUBE AY	19	0101	HOSE
7	0101	CLAMP	20	0106	ELBOW
8	0101	HOSE	21	0106	LINE AY
9	0106	GASKET	22	0106	WASHER
10	0106	SHELL	23	0106	SCREW
11	0106	SPRING	24	0106	TUBE
12	0106	ELBOW	25	0106	FILTER ELEMENT
13	0106	ADAPTER	26	0106	WASHER

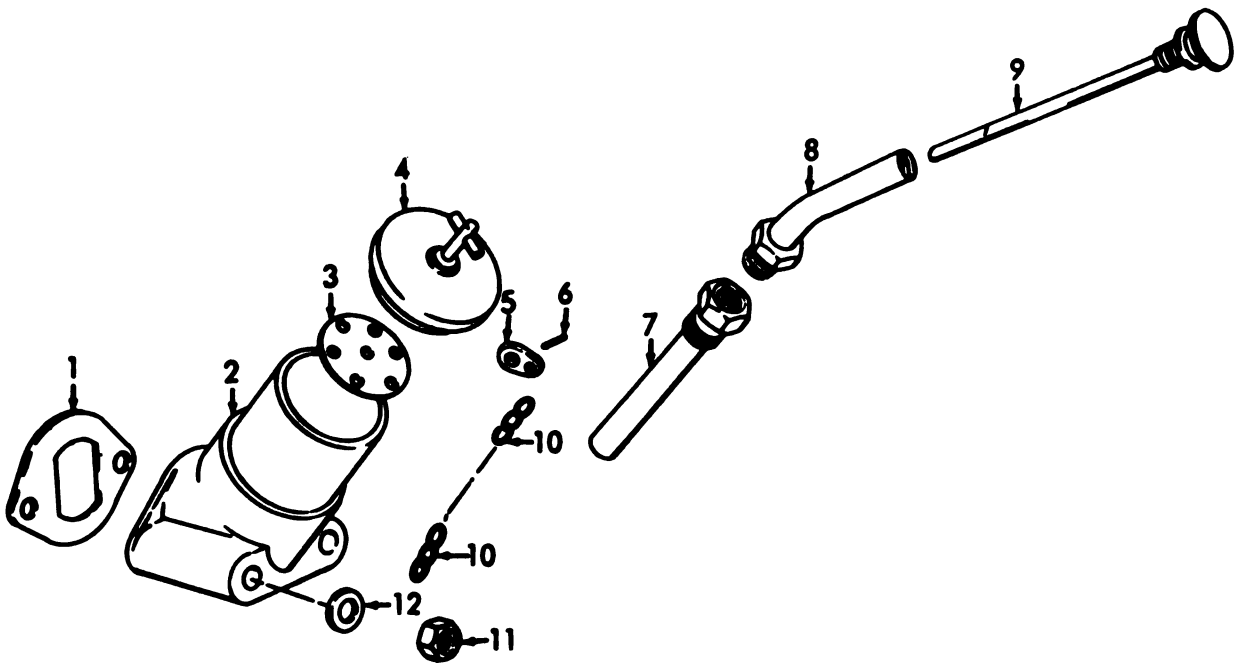


ME 6115-293-20P/5

Figure 5. Oil Cooler.

INDEX TO PARTS, FIGURE 5

Reference Number	Functional Group	Item Name	Reference Number	Functional Group	Item Name
1	0503	CLAMP	14	0106	TEE
2	0106	HOUSING	15	0106	LINE AY
3	0106	SCREW	16	0106	CLIP
4	0106	WASHER	17	0106	ADAPTER
5	0106	WASHER	18	0503	BOLT
6	0106	PLUG	19	0503	WASHER
7	0106	SPRING	20	0503	ADAPTER
8	0106	VALVE	21	0503	SCREW
9	0106	ADAPTER	22	0503	WASHER
10	0106	BOLT	23	0503	CONNECTOR
11	0106	WASHER	24	0503	GASKET
12	0106	PLUG	25	0503	COCK
13	0106	SCREW	26	0106	BOLT

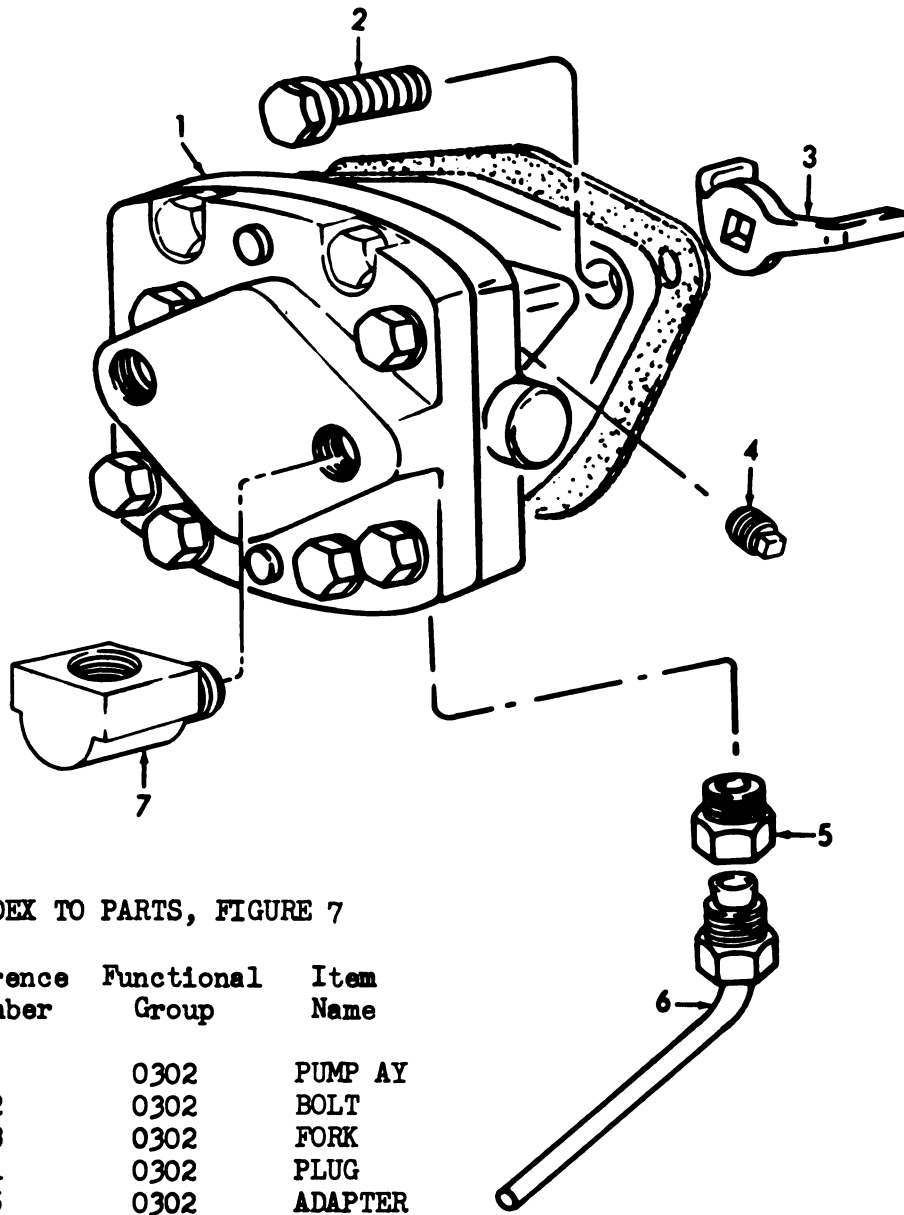


ME 6115-293-3SP/19

Figure 6. Oil Filler Neck and Dipstick.

INDEX TO PARTS, FIGURE 6

Reference Number	Functional Group	Item Name	Reference Number	Functional Group	Item Name
1	0106	GASKET	7	0106	ADAPTER
2	0106	TUBE AY	8	0106	GUIDE
3	0106	STRAINER	9	0106	DIPSTICK
4	0106	CAP	10	0106	CHAIN
5	0106	CLIP	11	0106	NUT
6	0106	PIN	12	0106	WASHER



INDEX TO PARTS, FIGURE 7

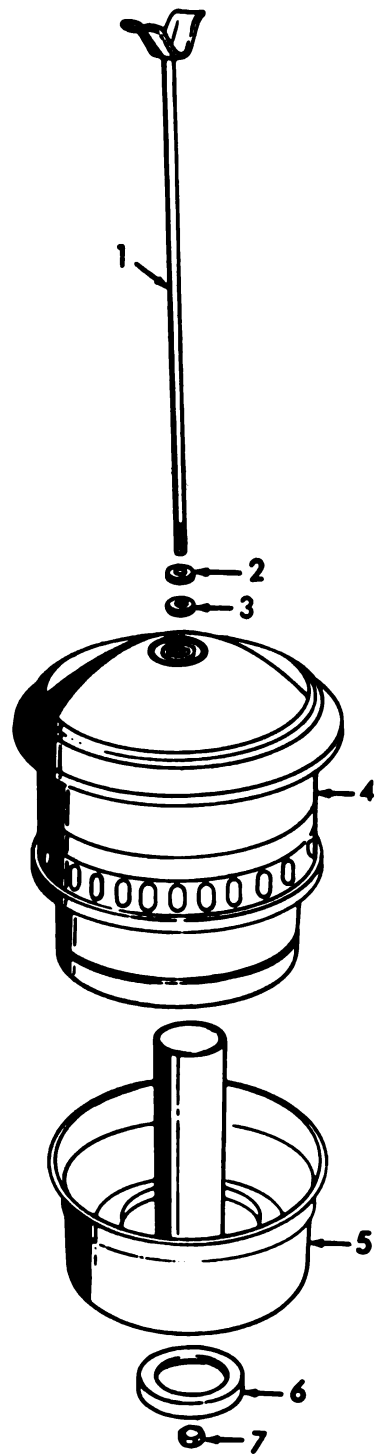
Reference Number	Functional Group	Item Name
1	0302	PUMP AY
2	0302	BOLT
3	0302	FORK
4	0302	PLUG
5	0302	ADAPTER
6	0302	TUBE AY
7	0306	ELBOW

ME 6115-293-20P/7

Figure 7. Fuel Pump.

INDEX TO PARTS, FIGURE 8

Reference Number	Functional Group	Item Name
1	0304	BOLT
2	0304	WASHER
3	0304	GASKET
4	0304	BAFFLE
5	0304	CUP AY
6	0304	PACKING
7	0304	NUT



ME 6115-293-35P/24

Figure 8. Air Cleaner.

Figure 9. Fuel Tank Screen.
(See Change 1 at front of book.)

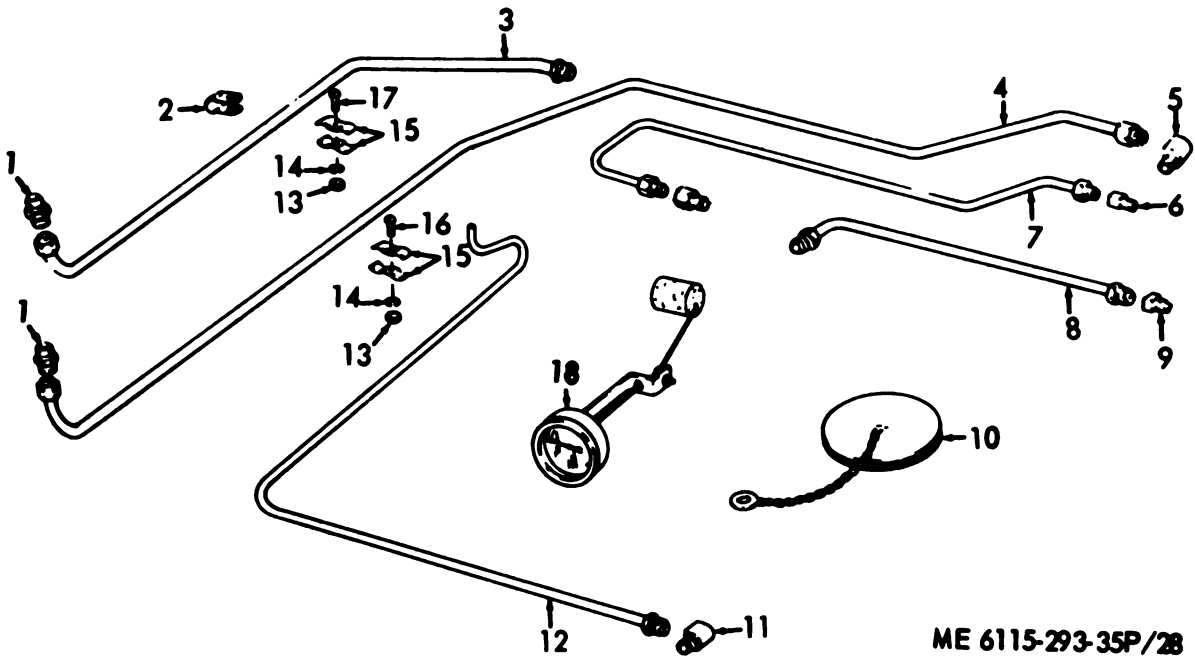
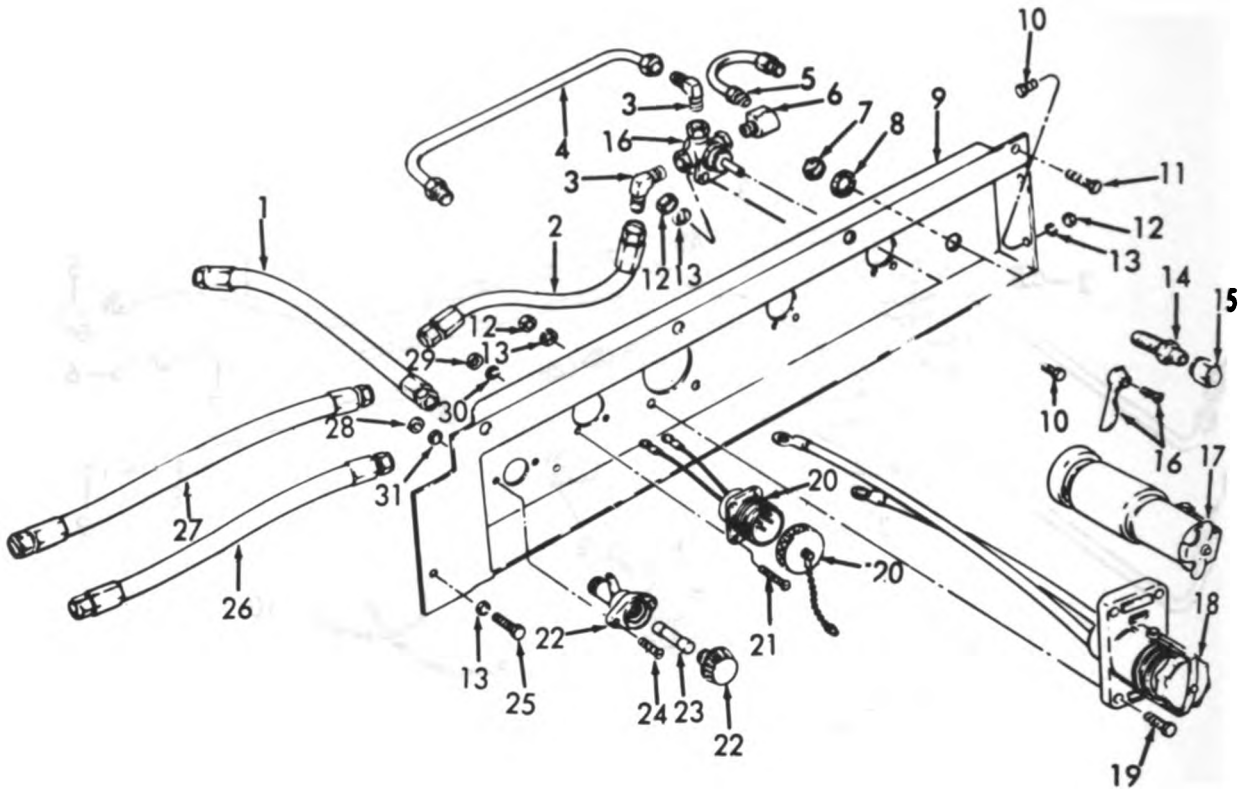


Figure 10. Fuel Lines, Gage and Cap.

INDEX TO PARTS, FIGURE 10

Reference Number	Functional Group	Item Name	Reference Number	Functional Group	Item Name
1	0306	UNION	11	0306	ELBOW
2	0306	CLAMP	12	0306	LINE AY
3	0306	LINE AY	13	0306	NUT
4	0306	LINE AY	14	0306	WASHER
5	0306	ELBOW	15	0306	CLIP
6	0306	ADAPTER	16	0306	SCREW
7	0306	LINE AY	16	0308	SCREW
8	0306	LINE AY	17	0306	SCREW
9	0306	ADAPTER	17	0308	SCREW
10	0306	CAP	18	4702	GAGE

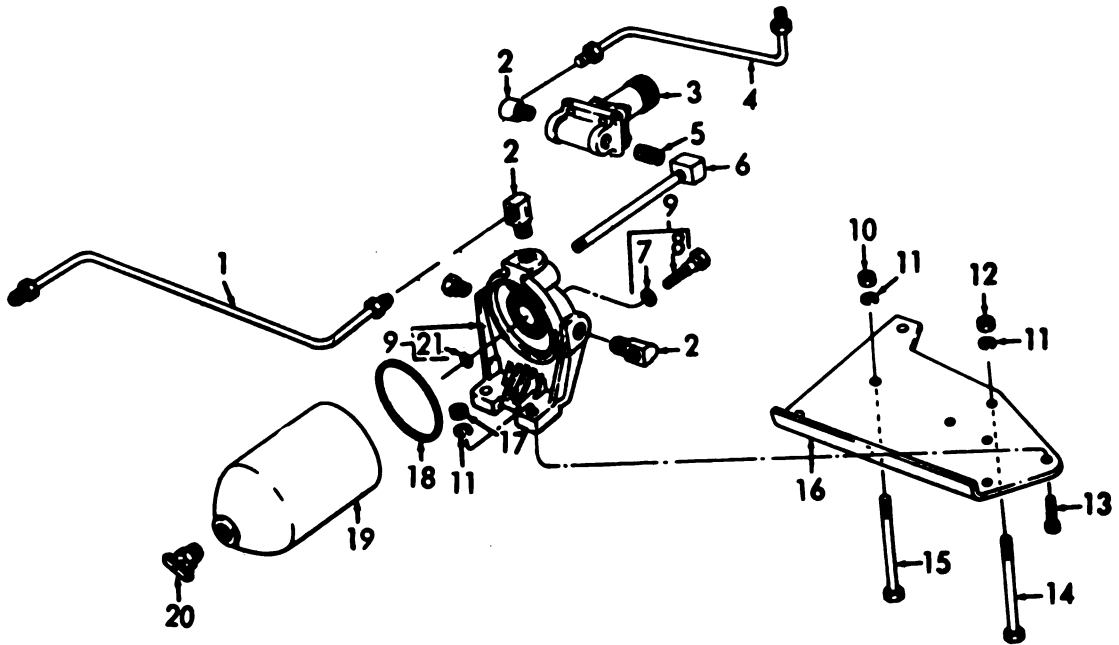


ME 6115-293-35P/29

Figure 11. Fuel Hose, Valve and Battery Charging Receptacle.

INDEX TO PARTS, FIGURE 11

Reference Number	Functional Group	Item Name	Reference Number	Functional Group	Item Name
1	0306	HOSE AY	15	0306	CAP
2	0306	HOSE AY	16	0306	VALVE AY
3	0306	ELBOW	17	0608	CONNECTOR
4	0306	TUBE AY	18	0608	RECEPTACLE AY
5	0306	TUBE AY	19	0608	SCREW
6	0306	ELBOW	20	2207	RECEPTACLE AY
7	0306	NUT	21	2207	SCREW
8	0306	WASHER	22	2207	HOLDER
9	1801	PANEL	23	2207	FUSE
10	0306	SCREW	24	2207	SCREW
10	1801	SCREW	25	1801	SCREW
11	1801	SCREW	26	0306	TUBE AY
12	0608	NUT	27	0306	TUBE AY
12	1801	NUT	28	2207	NUT
13	0608	WASHER	29	2207	NUT
13	1801	WASHER	30	2207	WASHER
14	0306	UNION	31	2207	WASHER



ME 6115-293-20P/12

Figure 12. Governor Oil Reservoir.

INDEX TO PARTS, FIGURE 12

Reference Number	Functional Group	Item Name	Reference Number	Functional Group	Item Name
1	0106	LINE AY	12	0308	NUT
2	0106	ELBOW	13	0308	SCREW
3	0606	SOLENOID	14	0308	SCREW
4	0106	LINE AY	15	0308	SCREW
5	0106	NIPPLE	16	0308	BRACKET
6	0106	LINE AY	17	0308	NUT
7	0308	WASHER	18	0308	GASKET
8	0308	BOLT	19	0308	SHELL
9	0308	COVER	20	0308	COCK
10	0308	NUT	21	0308	RING
11	0308	WASHER			

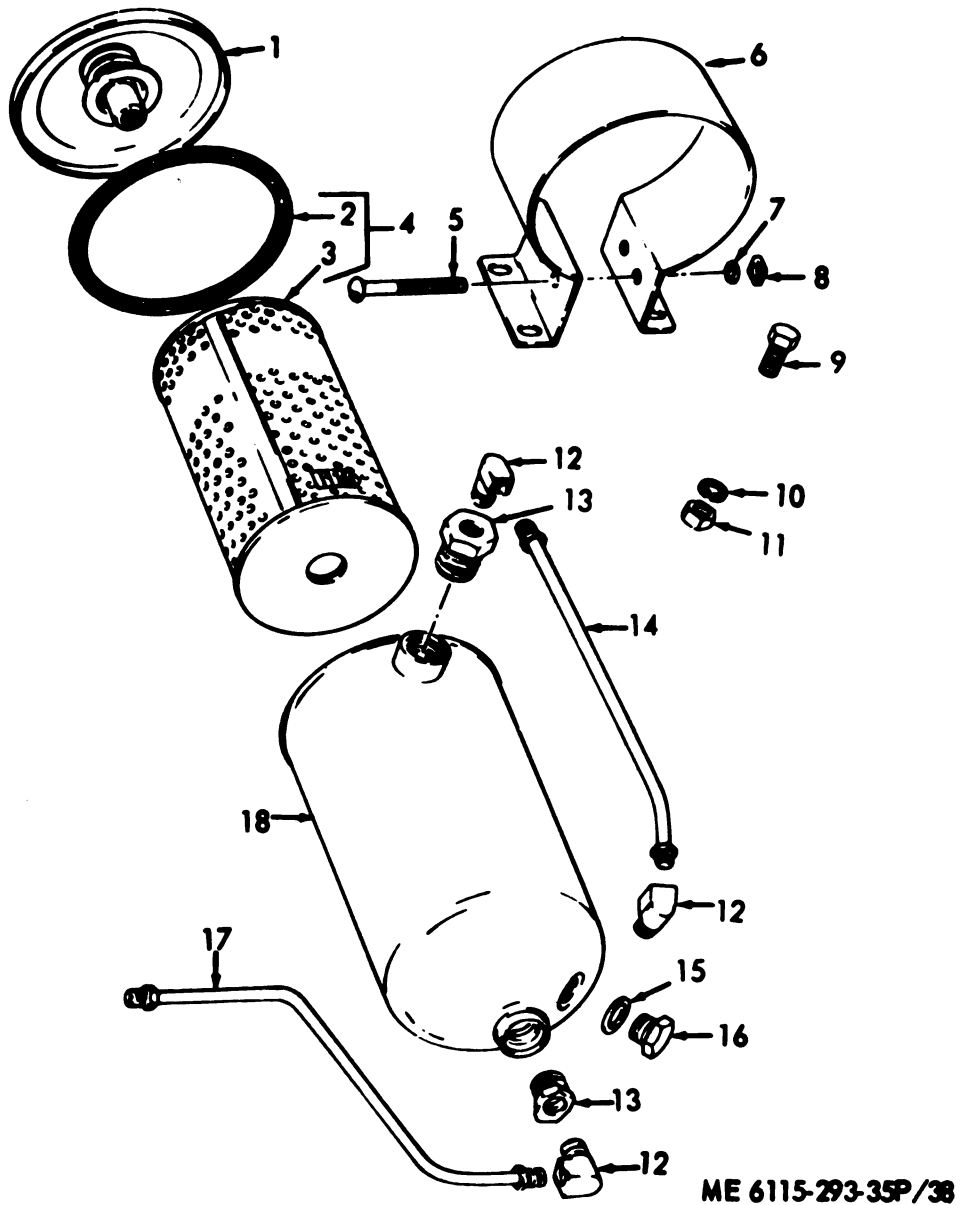
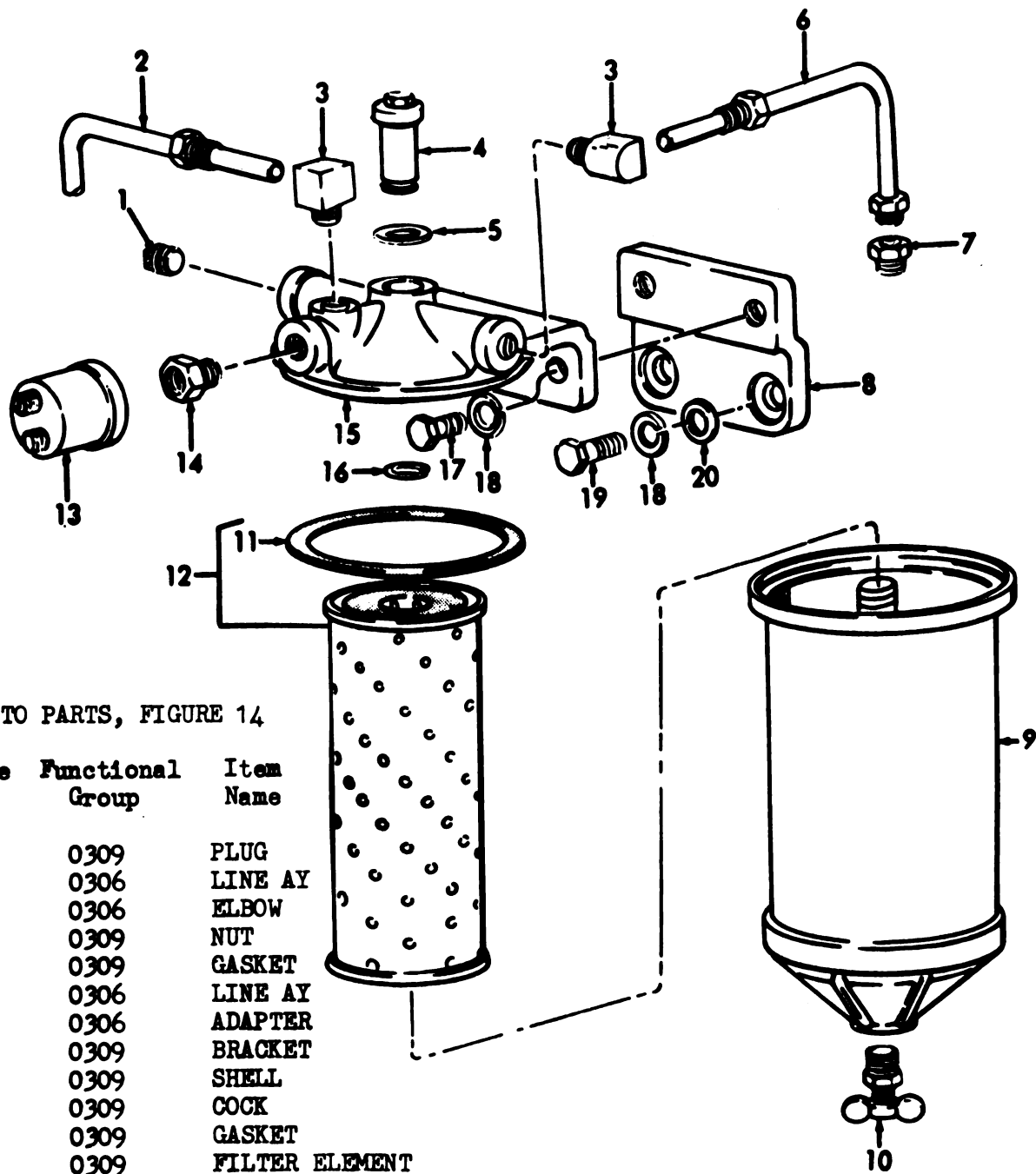


Figure 13. Oil Filter.

INDEX TO PARTS, FIGURE 13

Reference Number	Functional Group	Item Name	Reference Number	Functional Group	Item Name
1	0308	COVER	10	0308	WASHER
2	0308	GASKET	11	0308	NUT
3	0308	FILTER ELEMENT	12	0106	ELBOW
4	0308	ELEMENT GASKET	13	0106	BUSHING
5	0308	BOLT	14	0106	LINE AY
6	0308	BAND	15	0308	WASHER
7	0308	WASHER	16	0308	PLUG
8	0308	NUT	17	0106	LINE AY
9	0308	SCREW	18	0308	SHELL

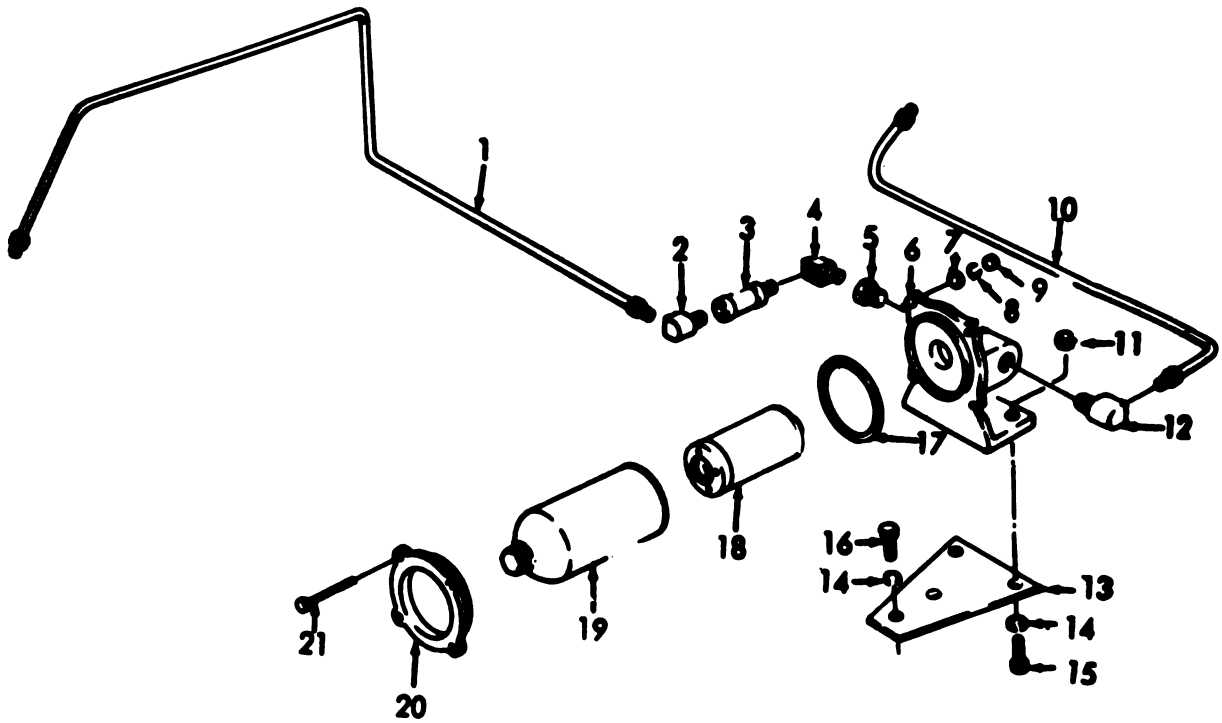


ME 6115-293-35P/41

INDEX TO PARTS, FIGURE 14

Reference Number	Functional Group	Item Name
1	0309	PLUG
2	0306	LINE AY
3	0306	ELBOW
4	0309	NUT
5	0309	GASKET
6	0306	LINE AY
7	0306	ADAPTER
8	0309	BRACKET
9	0309	SHELL
10	0309	COCK
11	0309	GASKET
12	0309	FILTER ELEMENT
13	0606	SWITCH
14	0306	BUSHING
15	0309	COVER
16	0309	RING
17	0309	SCREW
18	0309	WASHER
19	0309	SCREW
20	0309	WASHER

Figure 14. Fuel Filter.

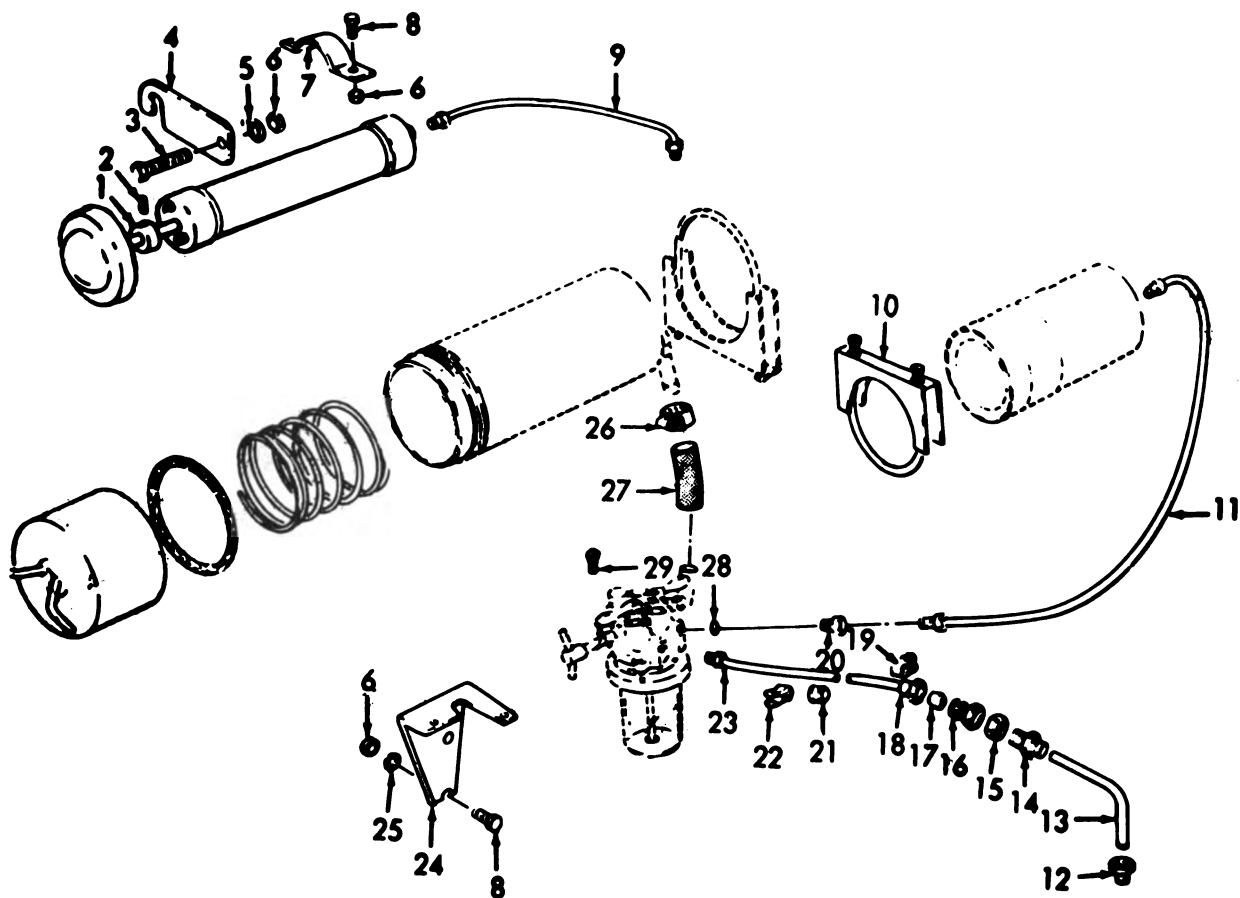


ME 6115-293-35P/42

Figure 15. Fuel Strainer.

INDEX TO PARTS, FIGURE 15

Reference Number	Functional Group	Item Name	Reference Number	Functional Group	Item Name
1	0306	LINE AY	12	0306	ELBOW
2	0306	ELBOW	13	0309	BRACKET
3	0306	VALVE	14	0309	WASHER
4	0306	ELBOW	15	0309	SCREW
5	0306	BUSHING	16	0309	SCREW
6	0309	COVER	17	0309	GASKET
7	0309	WASHER	18	0309	FILTER ELEMENT
8	0309	WASHER	19	0309	CASE
9	0309	NUT	20	0309	RING
10	0306	LINE AY	21	0309	BOLT
11	0309	NUT			

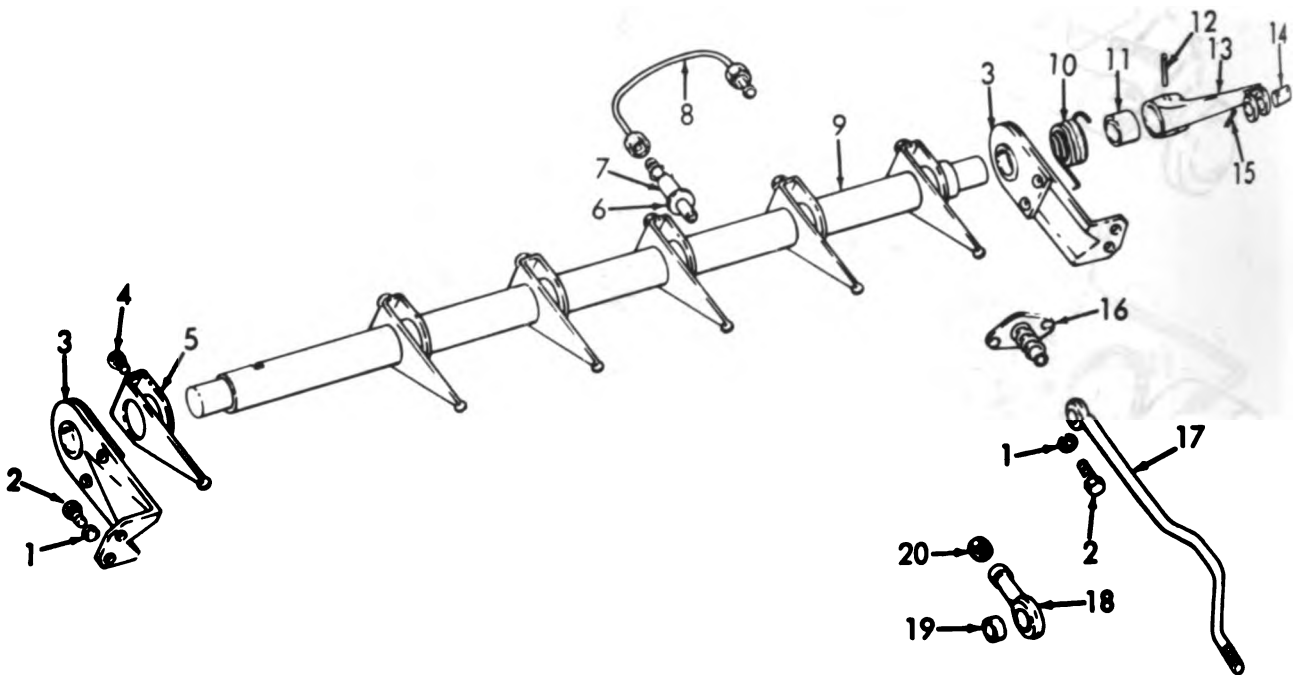


ME 6115-293-35P/43

Figure 16. Starting Aid.

INDEX TO PARTS, FIGURE 16

Reference Number	Functional Group	Item Name	Reference Number	Functional Group	Item Name
1	0311	COLLAR	16	0311	INVERTED NUT
2	0311	SETSCREW	17	0311	SLEEVE
3	0311	BOLT	18	0311	UNION
4	0311	LATCH	19	0311	CLAMP
5	0311	WASHER	20	0311	ADAPTER
6	0311	NUT	21	0311	GROMMET
7	0311	CLAMP	22	0311	CLAMP
8	0311	BOLT	23	0311	LINE AY
9	0311	LINE AY	24	0311	BRACKET
10	0311	CLAMP	25	0311	WASHER
11	0311	LINE AY	26	0311	CLAMP
12	0311	BUSHING	27	0311	HOSE
13	0311	NOZZLE	28	0311	RING
14	0311	ADAPTER	29	0311	SCREW
15	0311	NUT			

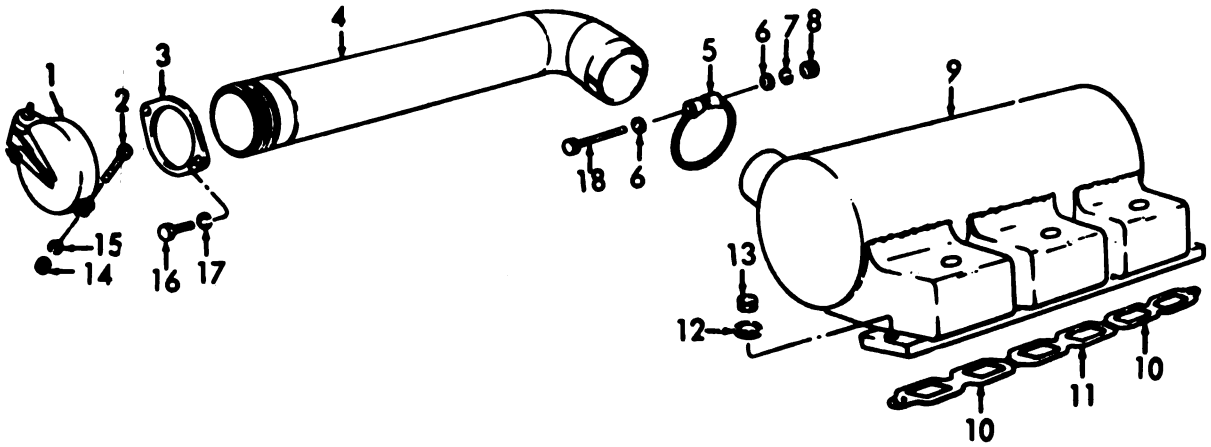


ME 6115-293-35P/44

Figure 17. Injector Control Tube.

INDEX TO PARTS, FIGURE 17

Reference Number	Functional Group	Item Name	Reference Number	Functional Group	Item Name
1	0308	WASHER	10	0312	SPRING
1	0312	WASHER	11	0312	SPACER
2	0308	SCREW	12	0312	PIN
2	0312	SCREW	13	0312	ARM
3	0312	BRACKET	14	0312	PIN
4	0312	SCREW	15	0312	PIN
5	0312	LEVER	16	0308	BOOT
6	0101	WASHER	17	0308	ROD
7	0101	CONNECTOR	18	0308	EYE
8	0306	LINE AY	19	0308	BEARING
9	0312	TUBE AY	20	0308	NUT

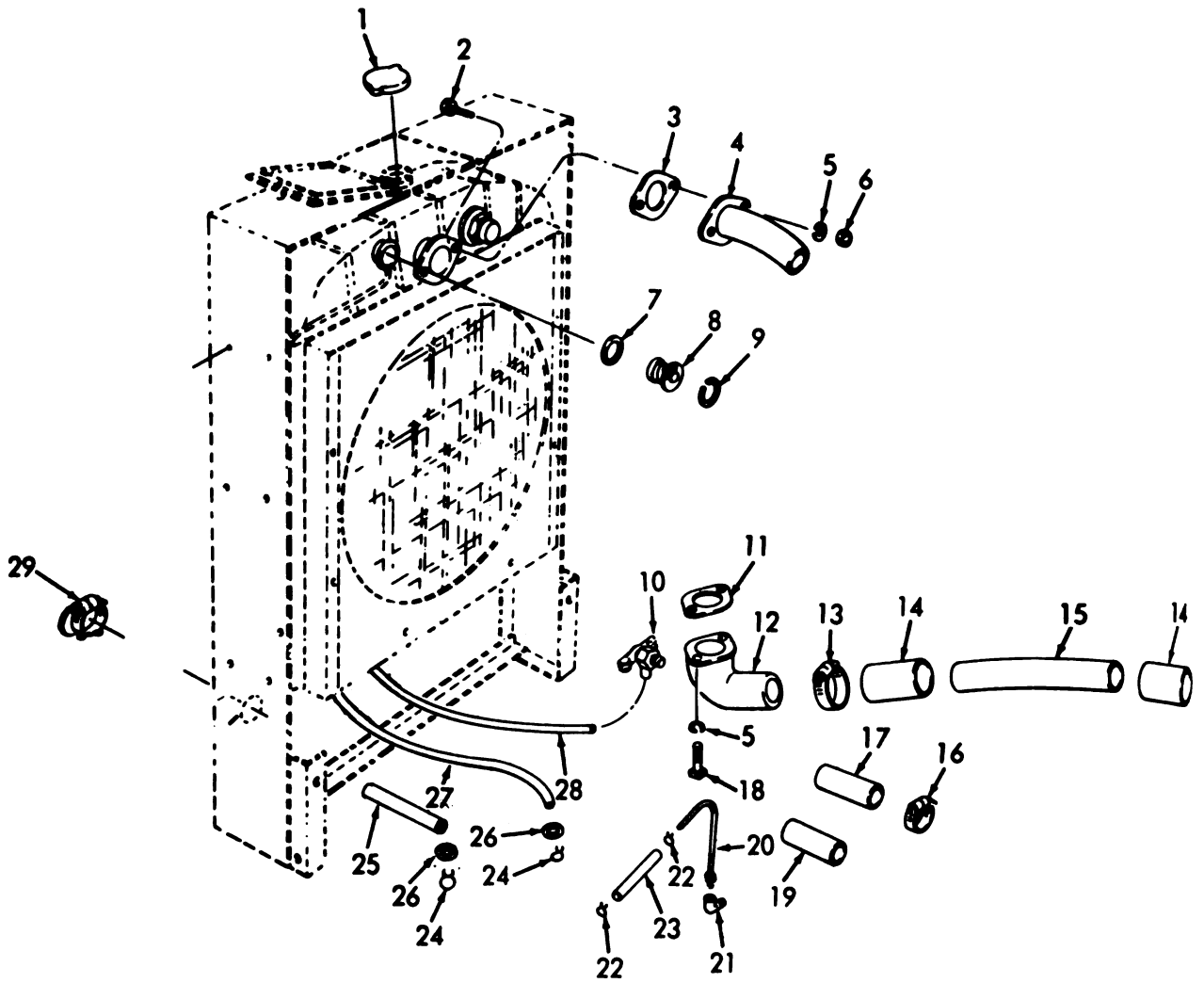


ME 6115-293-35P/45

Figure 18. Manifold and Exhaust Pipe.

INDEX TO PARTS, FIGURE 18

Reference Number	Functional Group	Item Name	Reference Number	Functional Group	Item Name
1	0401	CAP	10	0108	GASKET
2	0401	SCREW	11	0108	GASKET
3	0401	FLANGE	12	0108	WASHER
4	0401	PIPE AY	13	0108	NUT
5	0401	CLAMP	14	0401	NUT
6	0401	WASHER	15	0401	WASHER
7	0401	WASHER	16	0401	BOLT
8	0401	NUT	17	0401	WASHER
9	0108	MUFFLER	18	0401	SCREW

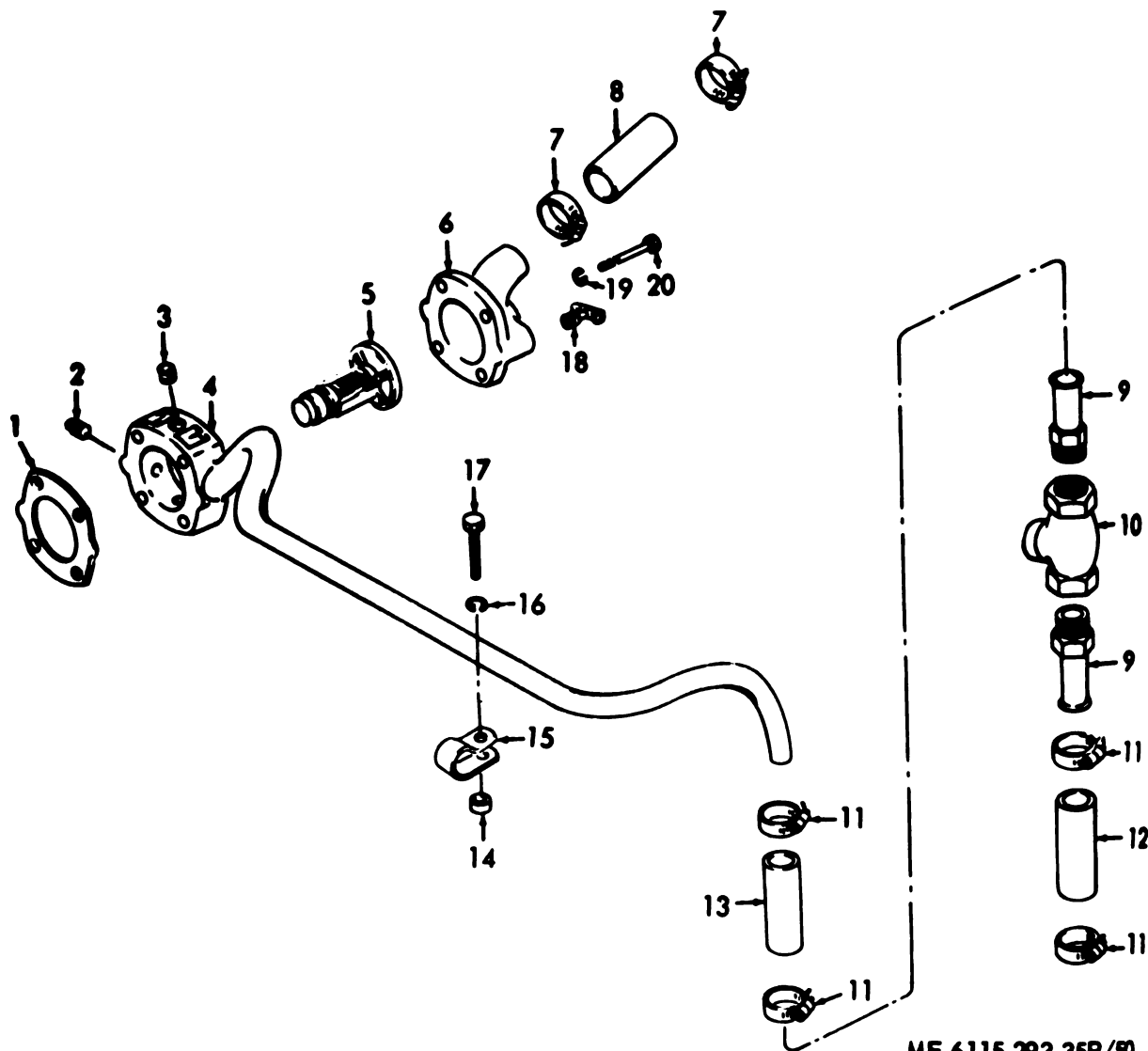


ME 6115-293-20P/19

Figure 19. Radiator Hose, Cap.

INDEX TO PARTS, FIGURE 19

Reference Number	Functional Group	Item Name	Reference Number	Functional Group	Item Name
1	0501	CAP	16	2207	CLAMP
2	0503	SCREW	17	2207	HOSE
3	0503	GASKET	18	0503	SCREW
4	0503	TUBE AY	19	2207	HOSE
5	0503	WASHER	20	2207	TUBE AY
6	0503	NUT	21	2207	ELBOW
7	0501	GASKET	22	2207	CLAMP
8	0501	VALVE AY	23	2207	HOSE
9	0501	RING	24	0503	CLAMP
10	0503	COCK	24	2207	CLAMP
11	0503	GASKET	25	2207	HOSE
12	0503	ELBOW	26	2207	WASHER
13	0503	CLAMP	27	0503	HOSE
14	0503	HOSE	28	0503	HOSE
15	0503	TUBE	29	2207	CAP

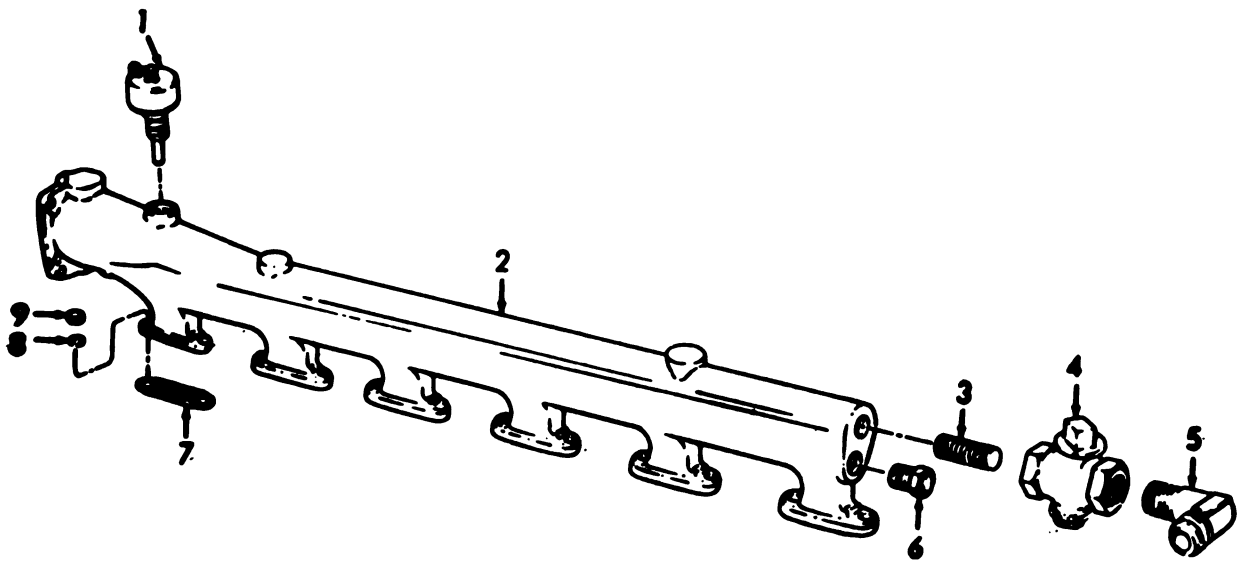


ME 6115-293-35P/50

Figure 20. Thermostat and Tube.

INDEX TO PARTS, FIGURE 20

Reference Number	Functional Group	Item Name	Reference Number	Functional Group	Item Name
1	0503	GASKET	11	0503	CLAMP
2	0503	PLUG	12	0503	HOSE
3	0503	PLUG	13	0503	HOSE
4	0503	TUBE AY	14	0503	SPACER
5	0503	THERMOSTAT	15	0503	CLAMP
6	0503	ELBOW	16	0503	WASHER
7	0503	CLAMP	17	0503	SCREW
8	0503	HOSE	18	0503	COCK
9	0503	ADAPTER	19	0503	WASHER
10	0503	VALVE	20	0503	BOLT

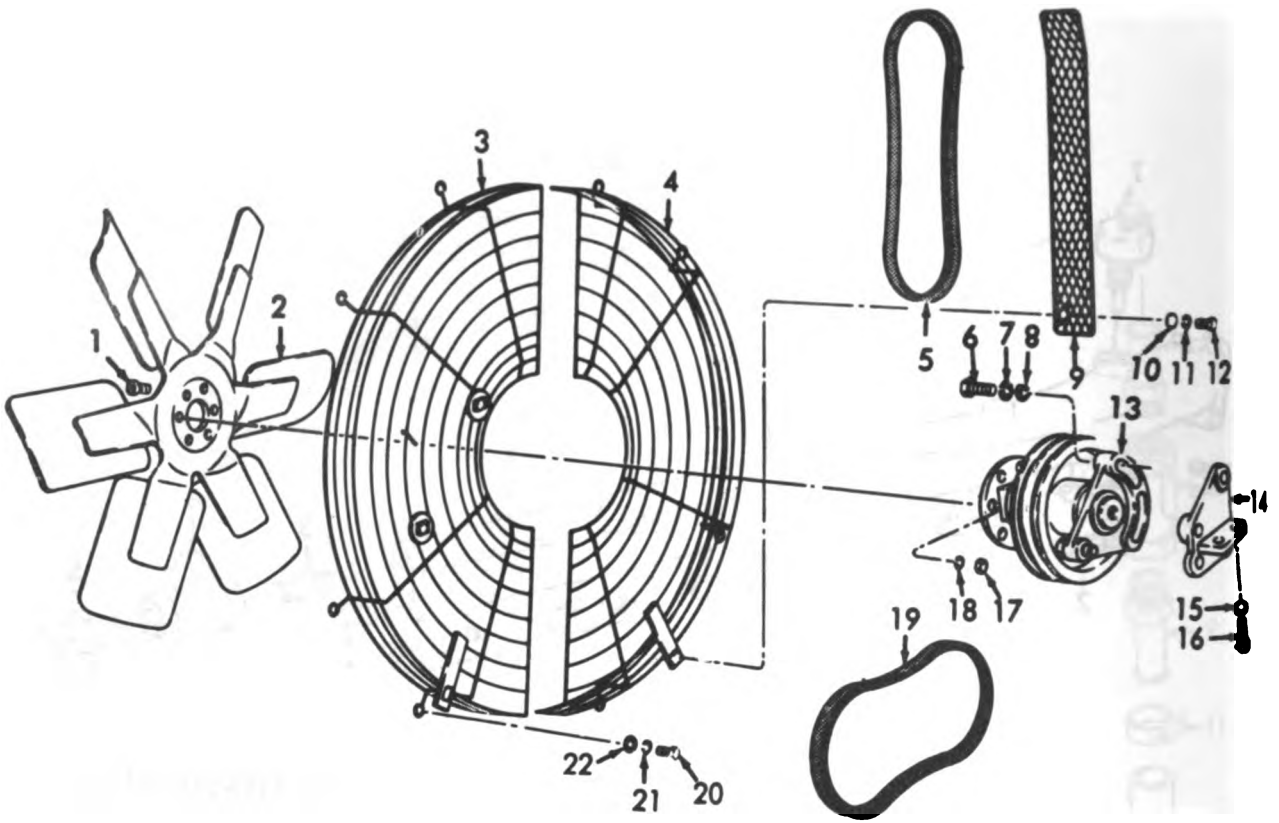


ME 6115-293-35P/49

Figure 21. Water Manifold.

INDEX TO PARTS, FIGURE 21

Reference Number	Functional Group	Item Name	Reference Number	Functional Group	Item Name
1	0606	SWITCH	6	0503	BUSHING
2	0503	MANIFOLD	7	0503	GASKET
3	2207	NIPPLE	8	0503	WASHER
4	2207	COCK	9	0503	NUT
5	2207	ELBOW			



ME 6115-293-35P/53

Figure 22. Fan, Guard, Belts and Hub.

INDEX TO PARTS, FIGURE 22

Reference Number	Functional Group	Item Name	Reference Number	Functional Group	Item Name
1	0505	BOLT	12	0505	BOLT
2	0505	FAN	13	0505	HUB AX
3	0505	GUARD	14	0505	SUPPORT
4	0505	GUARD	15	0505	WASHER
5	0505	BELTS	16	0505	SCREW
6	0505	SCREW	17	0505	NUT
7	0505	WASHER	18	0505	WASHER
8	0505	WASHER	19	0601	BELT
9	0505	GUARD	20	0505	SCREW
10	0505	WASHER	21	0505	WASHER
11	0505	WASHER	22	0505	WASHER

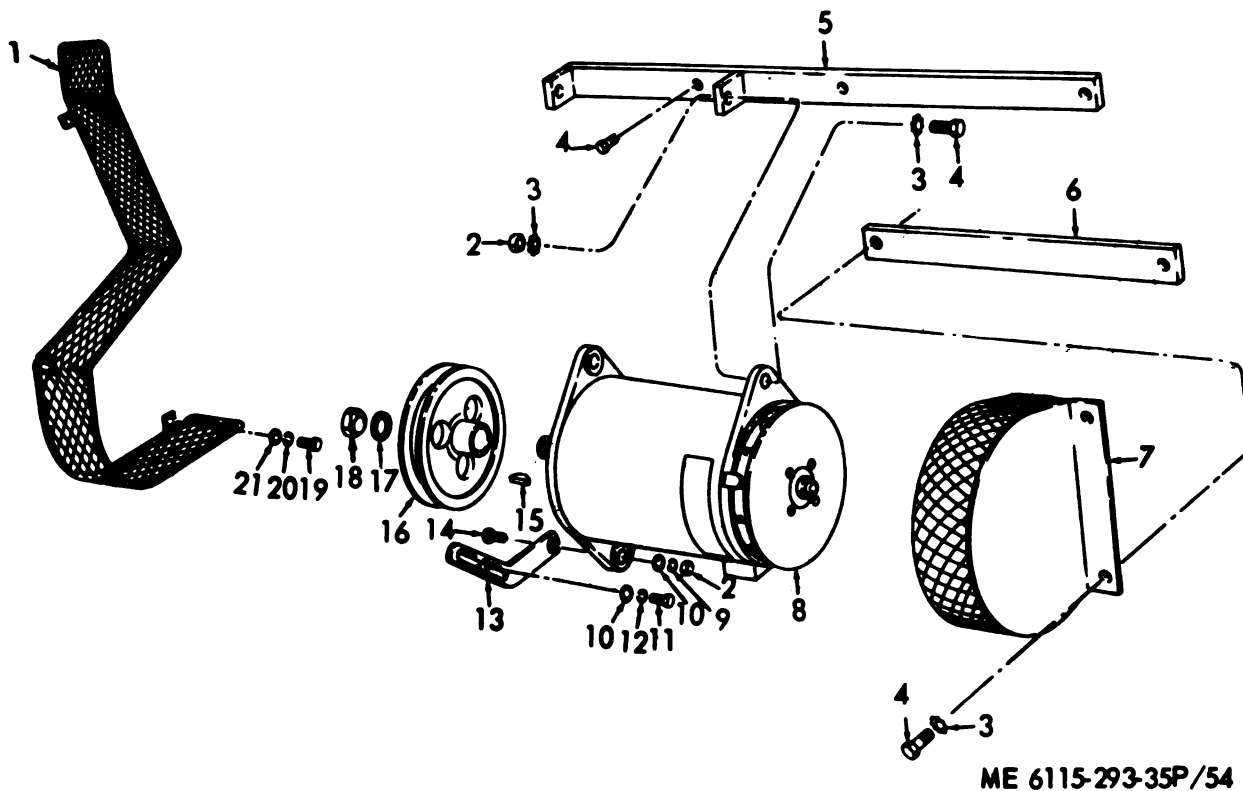
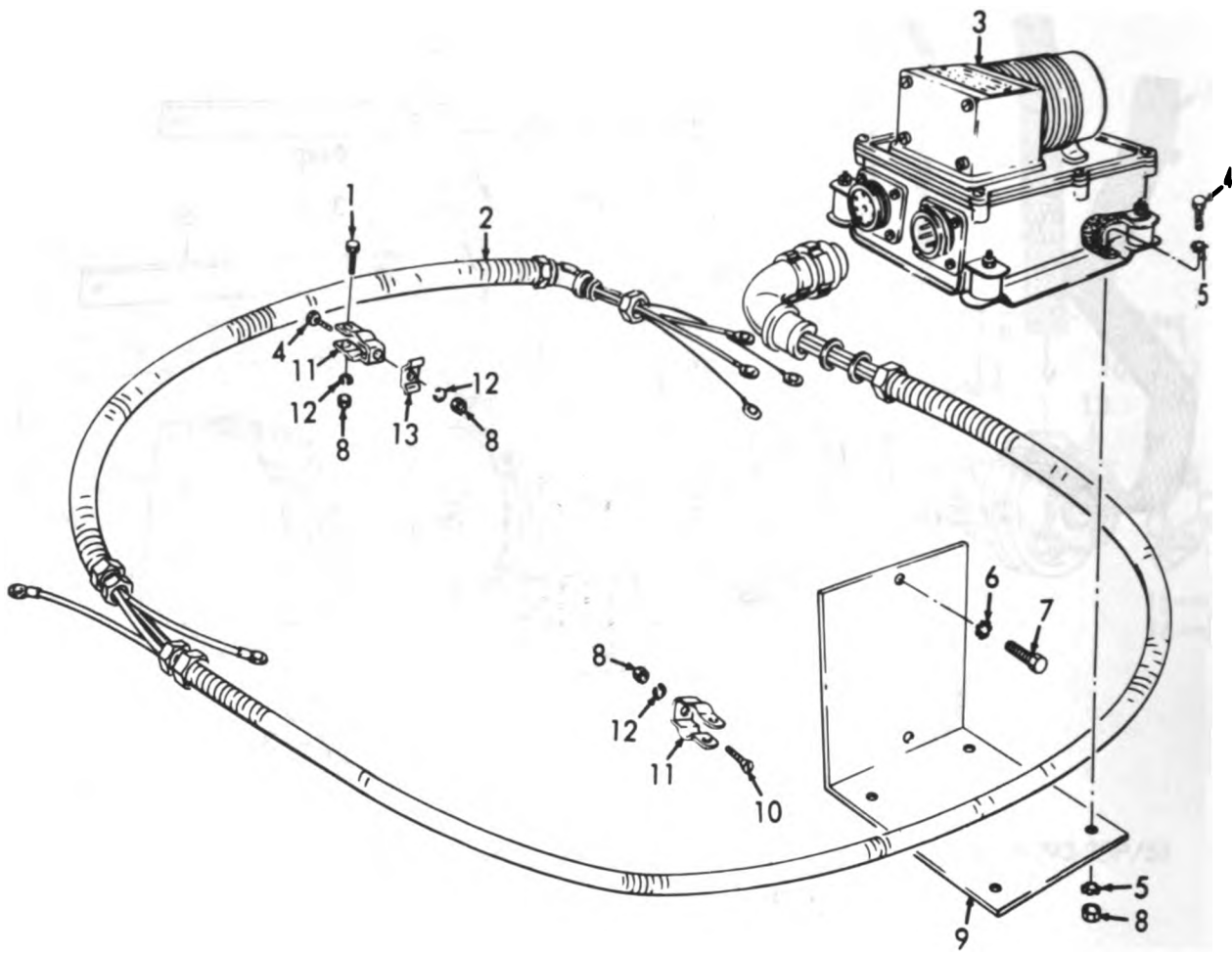


Figure 23. Generator, Brackets and Guards.

INDEX TO PARTS, FIGURE 23

Reference Number	Functional Group	Item Name	Reference Number	Functional Group	Item Name
1	0601	GUARD AY	12	0601	WASHER
2	0601	NUT	13	0601	STRAP
3	0601	WASHER	14	0601	SCREW
4	0601	SCREW	15	0601	KEY
5	0601	BRACKET	16	0601	PULLEY
6	0601	BRACKET	17	0601	WASHER
7	0601	GUARD	18	0601	NUT
8	0601	GENERATOR	19	0601	BOLT
9	0601	WASHER	20	0601	WASHER
10	0601	WASHER	21	0601	WASHER
11	0601	SCREW			

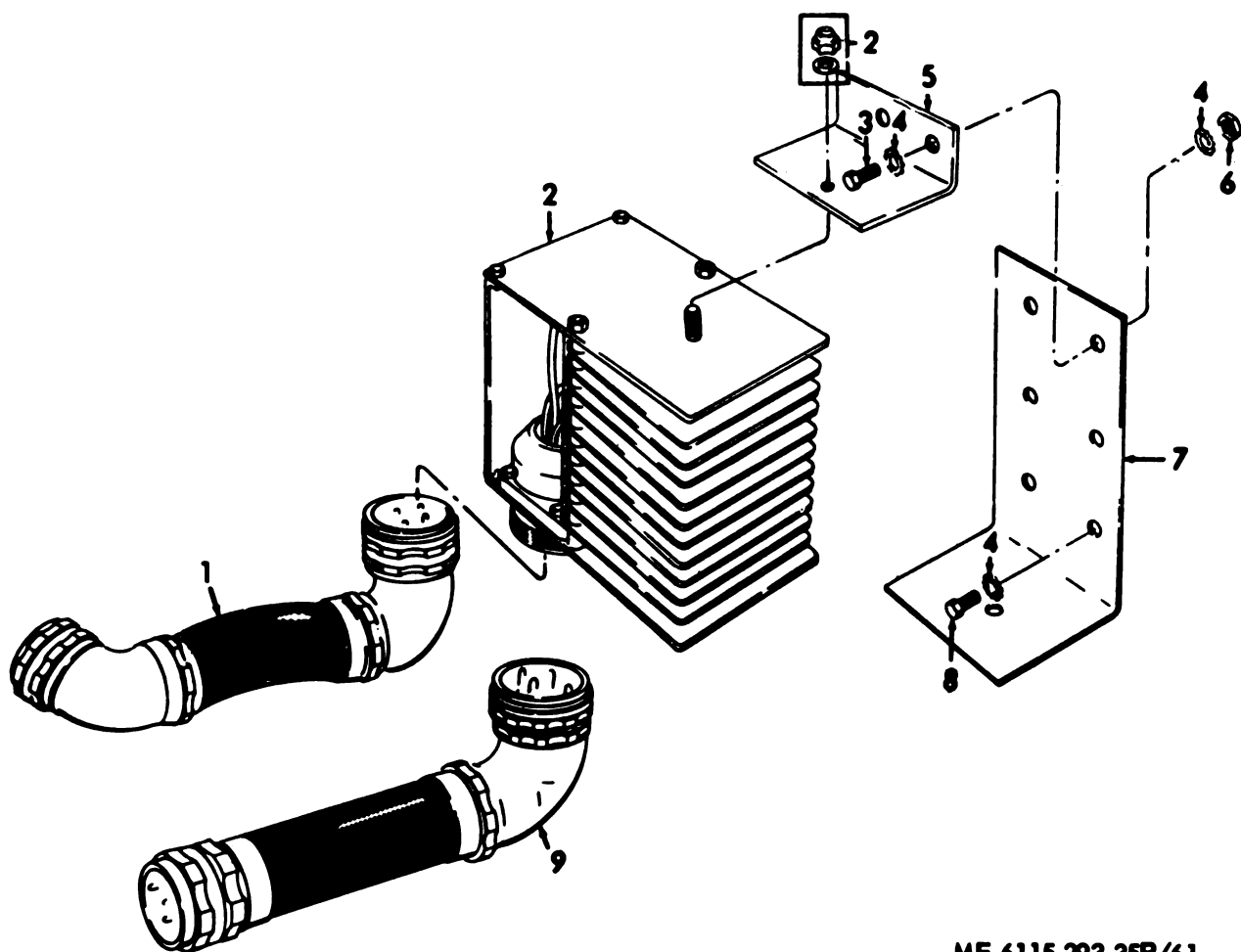


ME 6115-293-35P/60

Figure 24. Regulator.

INDEX TO PARTS, FIGURE 24

Reference Number	Functional Group	Item Name	Reference Number	Functional Group	Item Name
1	0602	SCREW	8	0602	NUT
2	0602	CABLE AY	9	0602	BRACKET
3	0602	REGULATOR	10	0602	SCREW
4	0602	SCREW	11	0602	HANGER
5	0602	WASHER	12	0602	WASHER
6	0602	WASHER	13	0602	STRAP
7	0602	SCREW			

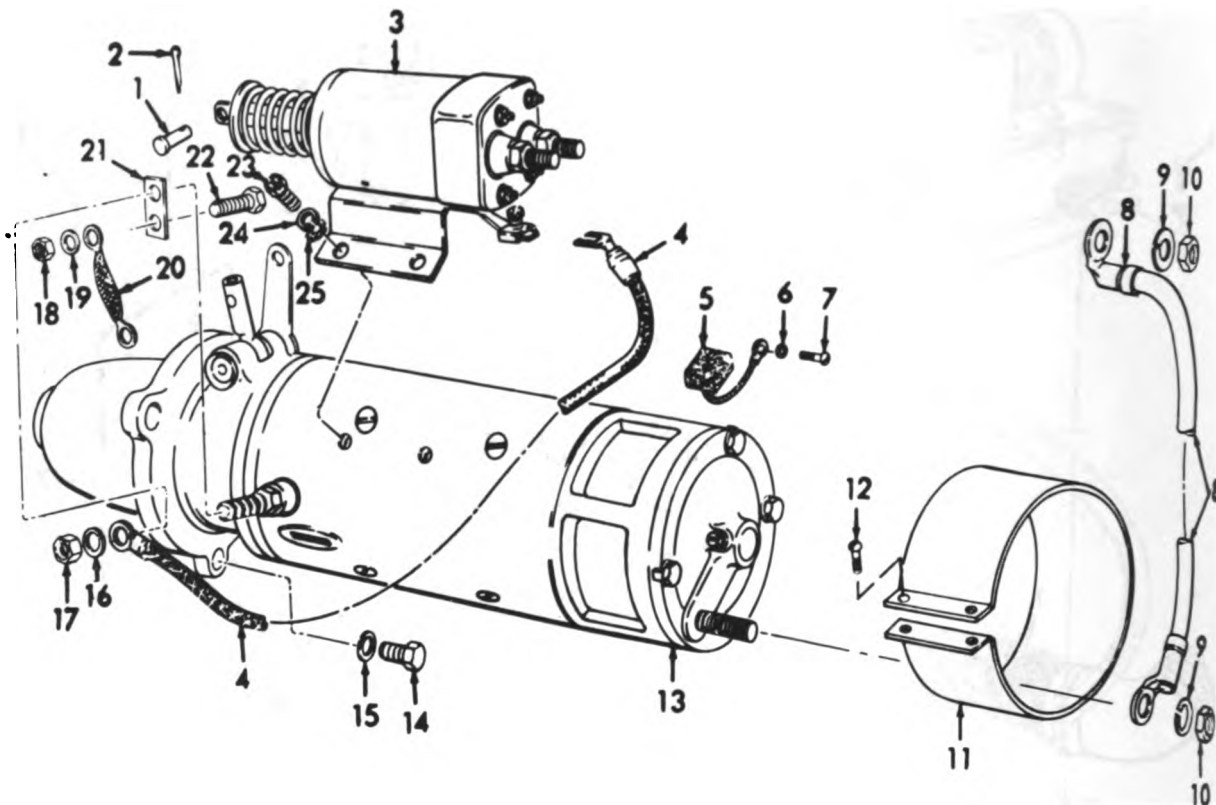


ME 6115-293-35P/61

Figure 25. Rectifier.

INDEX TO PARTS, FIGURE 25

Reference Number	Functional Group	Item Name	Reference Number	Functional Group	Item Name
1	0602	CABLE AY	6	0602	NUT
2	0602	RECTIFIER	7	0602	BRACKET
3	0602	SCREW	8	0602	SCREW
4	0602	WASHER	9	0602	CABLE AY
5	0602	BRACKET			

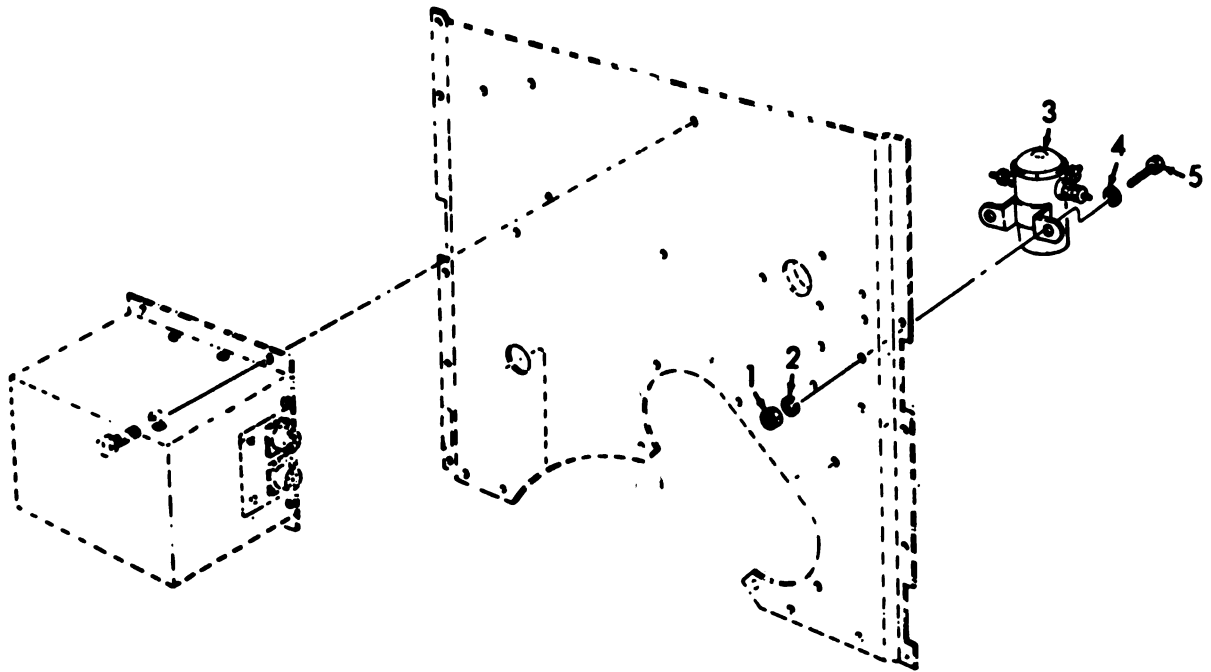


ME 6115-293-35P/62

Figure 26. Starter.

INDEX TO PARTS, FIGURE 26

Reference Number	Functional Group	Item Name	Reference Number	Functional Group	Item Name
1	0603	PIN	14	0603	SCREW
2	0603	PIN	15	0603	WASHER
3	0603	RELAY	16	0603	WASHER
4	0603	LEAD	17	0603	NUT
5	0603	BRUSH	18	0603	NUT
6	0603	WASHER	19	0603	WASHER
7	0603	SCREW	20	0603	STRAP
8	0603	LEAD	21	0603	BUS BAR
9	0603	WASHER	22	0603	SCREW
10	0603	NUT	23	0603	SCREW
11	0603	BAND	24	0603	WASHER
12	0603	SCREW	25	0603	WASHER
13	0603	STARTER			

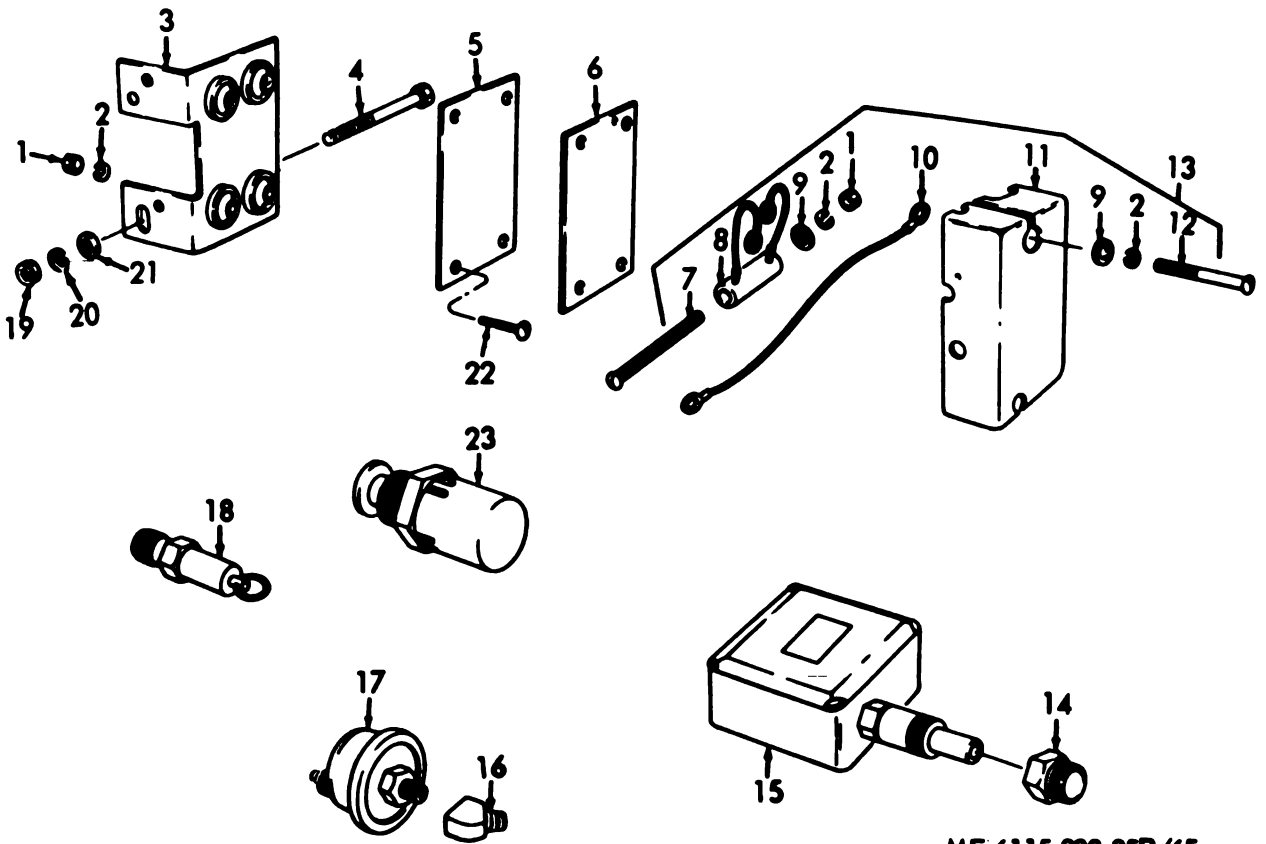


ME 6115-293-20P/27

Figure 27. Starter Solenoid.

INDEX TO PARTS, FIGURE 27

Reference Number	Functional Group	Item Name
1	0606	NUT
2	0606	WASHER
3	0606	SWITCH
4	0606	WASHER
5	0606	SCREW

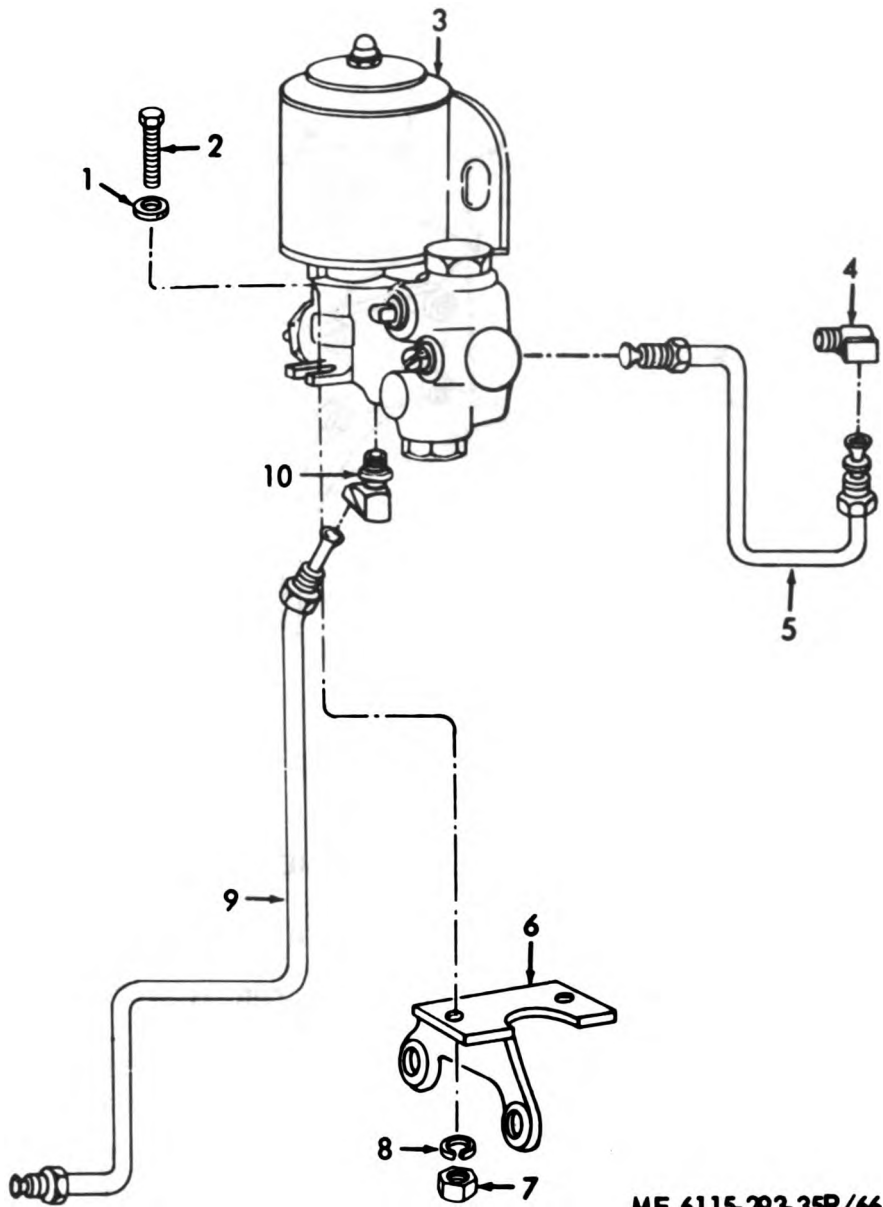


ME 6115-293-35P/65

Figure 28. Time Delay Relay, Heater Thermostat and Oil Pressure Switch.

INDEX TO PARTS, FIGURE 28

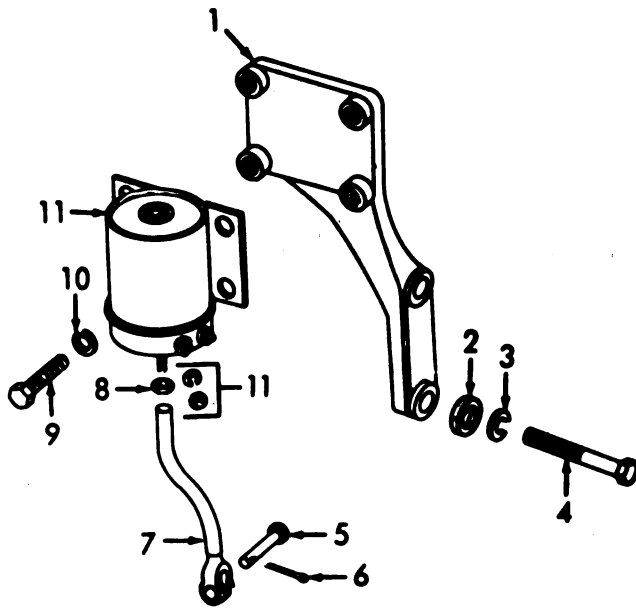
Reference Number	Functional Group	Item Name	Reference Number	Functional Group	Item Name
1	0606	NUT	13	0606	RELAY AY
2	0606	WASHER	14	2207	BUSHING
3	0606	MOUNTING AY	15	2207	SWITCH
4	0606	SCREW	16	0106	ELBOW
5	0606	PLATE	17	0606	SWITCH
6	0606	INSULATOR	18	2207	VALVE
7	0606	SCREW	19	0606	NUT
8	0606	RESISTOR	20	0606	WASHER
9	0606	WASHER	21	0606	WASHER
10	0606	WIRE AY	22	0606	SCREW
11	0606	RELAY	23	2207	SWITCH
12	0606	SCREW			



ME 6115-293-35P/66

Figure 29. Fuel Shutdown Valve.
 INDEX TO PARTS, FIGURE 29

Reference Number	Functional Group	Item Name	Reference Number	Functional Group	Item Name
1	0606	WASHER	6	0606	BRACKET
2	0606	BOLT	7	0606	NUT
3	0606	VALVE	8	0606	WASHER
4	0106	ELBOW	9	0106	TUBE AY
5	0106	LINE AY	10	0106	ELBOW

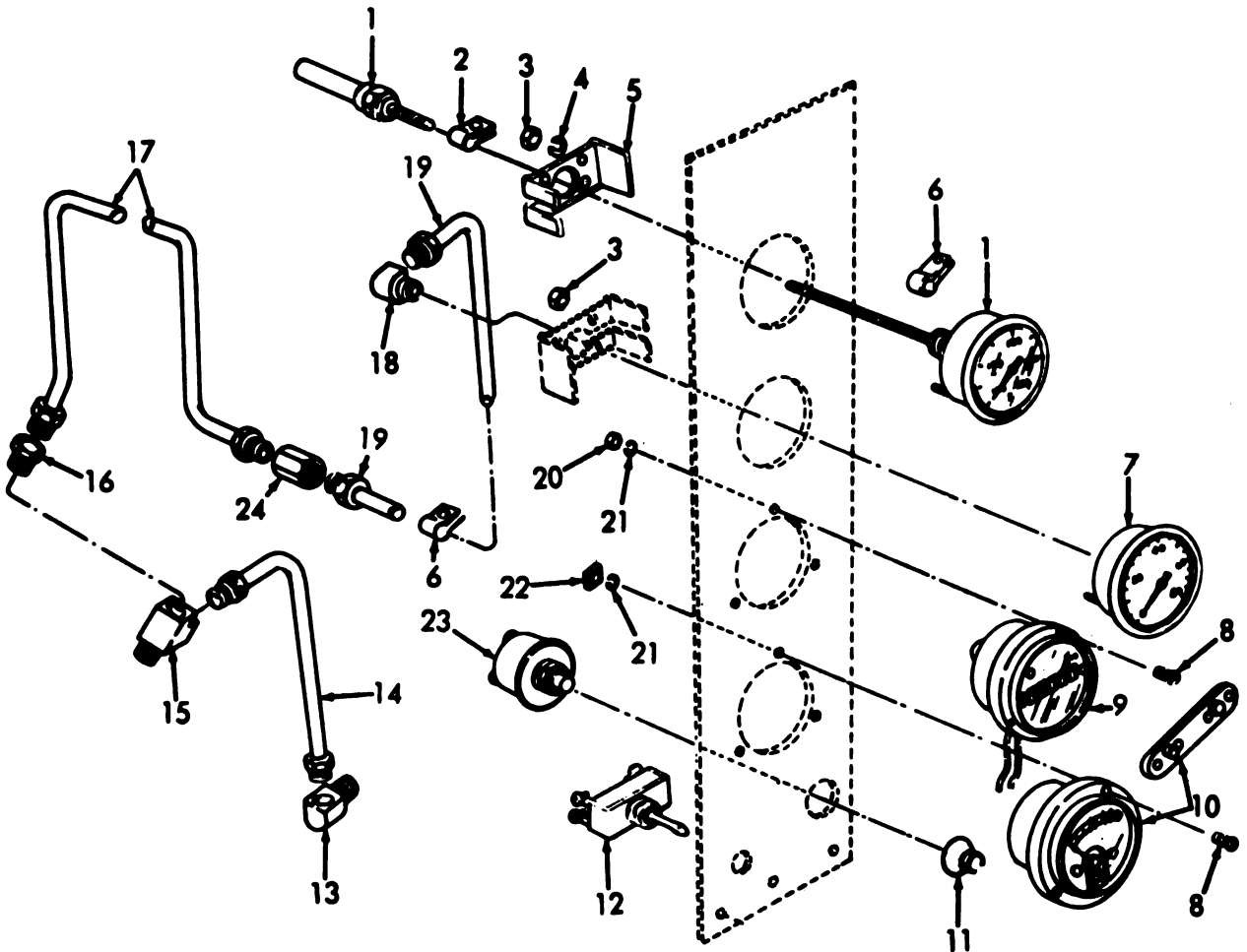


ME 6115-293-35P/68

Figure 30. Air Solenoid Shutdown.

INDEX TO PARTS, FIGURE 30

Reference Number	Functional Group	Item Name	Reference Number	Functional Group	Item Name
1	0606	BRACKET	7	0606	ROD
2	0606	WASHER	8	0606	NUT
3	0606	WASHER	9	0606	SCREW
4	0606	SCREW	10	0606	WASHER
5	0606	PIN	11	0606	SOLENOID
6	0606	PIN			

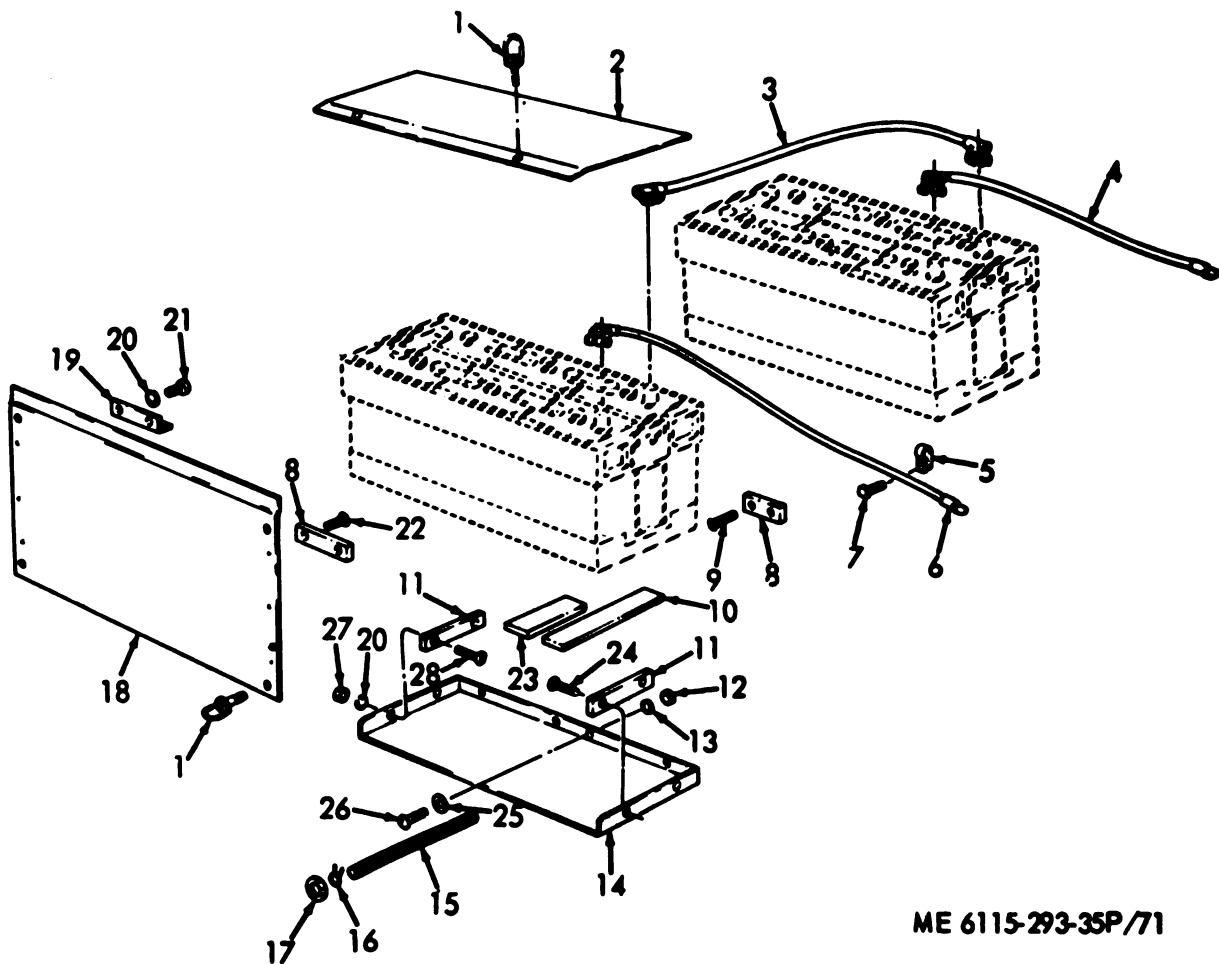


ME 6115-293-35P/69

Figure 31. Engine Control Panel .

INDEX TO PARTS, FIGURE 31

Reference Number	Functional Group	Item Name	Reference Number	Functional Group	Item Name
1	4702	THERMOMETER	13	0106	ELBOW
2	4702	CLAMP	14	0106	LINE AY
3	4702	NUT	15	0106	TEE
4	4702	WASHER	16	4702	ADAPTER
5	4702	CLAMP	17	4702	TUBE AY
6	4702	CLIP	18	4702	ELBOW
7	4702	GAGE	19	4702	TUBE AY
8	0607	SCREW	20	0607	NUT
9	0607	METER	21	0607	WASHER
10	0607	AMMETER	22	0607	NUT
11	0607	SEAL	23	0607	SWITCH
12	0607	SWITCH	24	4702	COUPLING

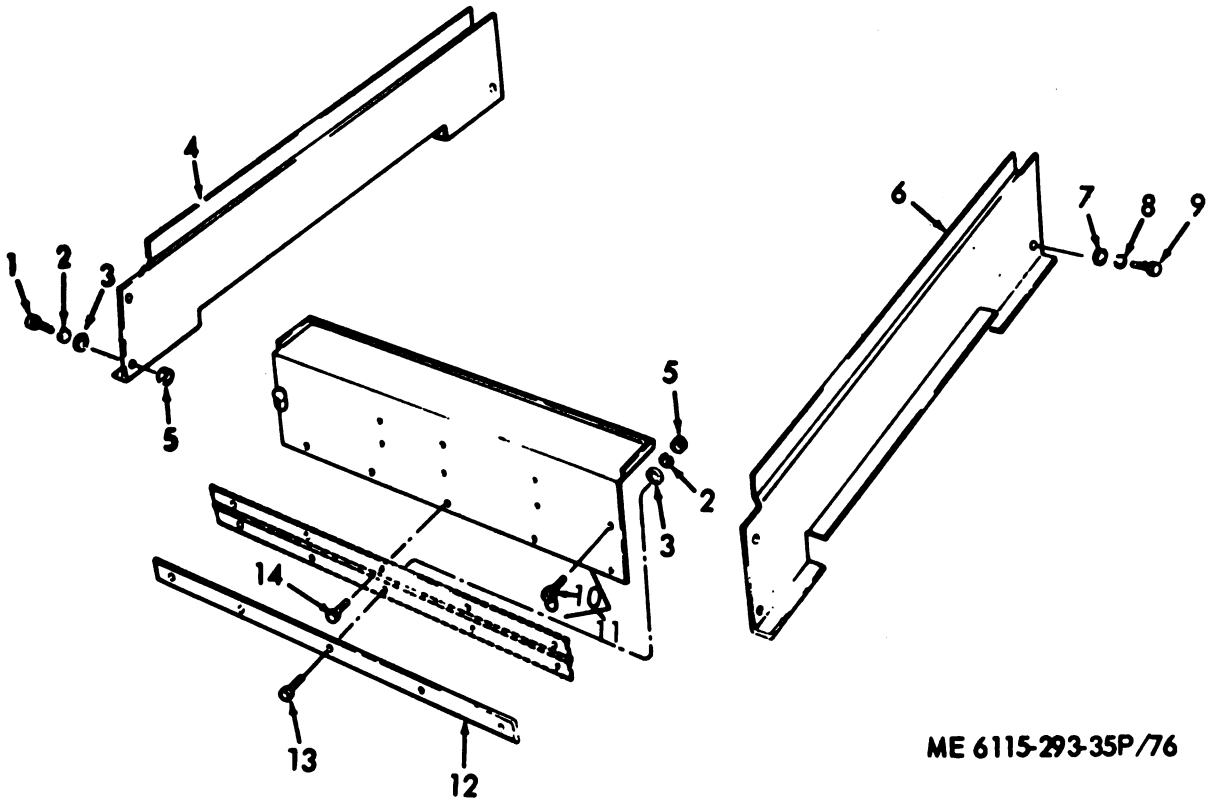


ME 6115-293-35P/71

Figure 32. Cables, Doors and Tray.

INDEX TO PARTS, FIGURE 32

Reference Number	Functional Group	Item Name	Reference Number	Functional Group	Item Name
1	0612	FASTENER	15	0612	HOSE
2	0612	COVER	16	0612	CLAMP
3	0612	CABLE AY	17	0612	WASHER
4	0612	CABLE AY	18	0612	DOOR
5	0612	CLIP	19	0612	BRACKET
6	0612	CABLE AY	20	0612	WASHER
7	0612	BOLT	21	0612	BOLT
8	0612	BLOCK	22	0612	SCREW
9	0612	SCREW	23	0612	SUPPORT
10	0612	SUPPORT	24	0612	SCREW
11	0612	BLOCK	25	0612	WASHER
12	0612	NUT	26	0612	SCREW
13	0612	WASHER	27	0612	NUT
14	0612	PAN	28	0612	SCREW

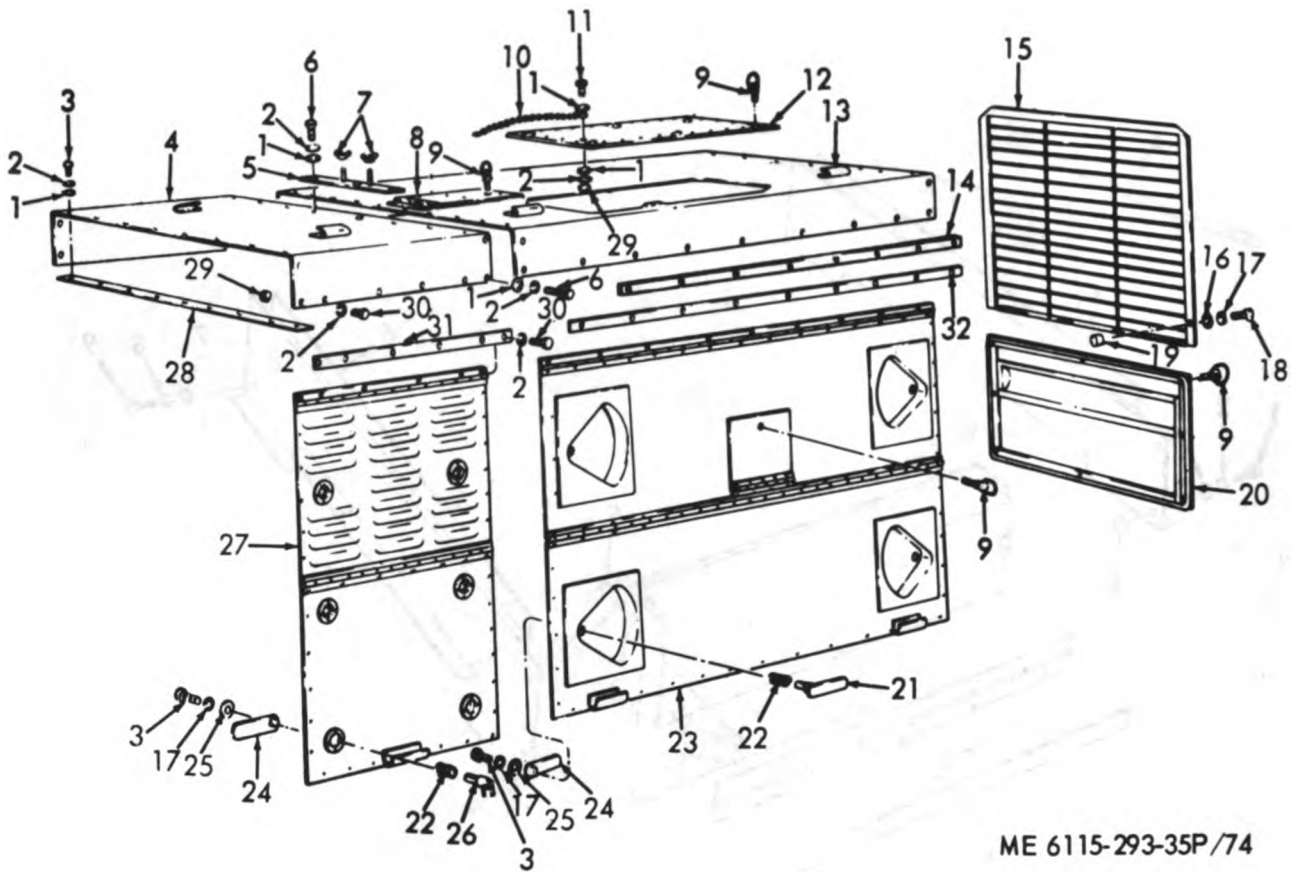


ME 6115-293-35P/76

Figure 33. Tool Box Cover.

INDEX TO PARTS, FIGURE 33

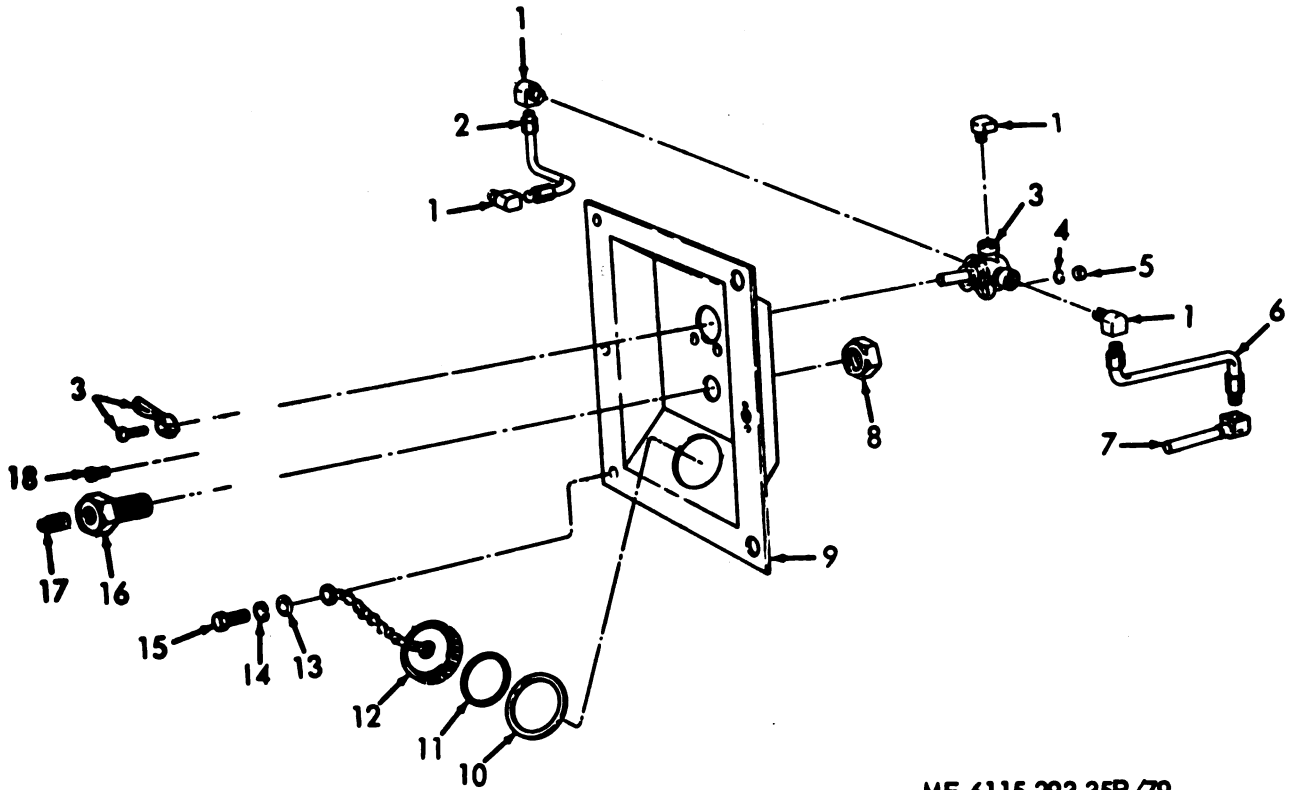
Reference Number	Functional Group	Item Name	Reference Number	Functional Group	Item Name
1	1801	BOLT	7	1801	WASHER
2	1808	WASHER	8	1801	WASHER
3	1801	WASHER	9	1801	SCREW
3	1808	WASHER	10	1808	FASTENER
4	1801	PANEL	11	1808	COVER AY
5	1801	NUT	12	1808	SPACER
5	1808	NUT	13	1808	BOLT
6	1801	PANEL	14	1808	BOLT



ME 6115-293-35P/74

Figure 34. Housing, Hood and Doors.
INDEX TO PARTS, FIGURE 34

Reference Number	Functional Group	Item Name	Reference Number	Functional Group	Item Name
1	1801	WASHER	17	1801	WASHER
2	1801	WASHER	18	1801	BOLT
3	1801	SCREW	19	1801	SPACER
4	1801	HOOD	20	1801	DOOR AY
5	1801	BRACKET AY	21	1801	HANDLE
6	1801	SCREW	22	1801	SPRING
7	1801	NUT	23	1801	DOOR AY
8	1801	DOOR AY	24	1801	LATCH
9	1801	FASTENER	25	1801	WASHER
10	1801	CHAIN AY	26	1801	HANDLE AY
11	1801	SCREW	27	1801	DOOR AY
12	1801	DOOR AY	28	1801	GASKET
13	1801	HOOD AY	29	1801	NUT
14	1801	RAIL	30	1801	BOLT
15	1801	GUARD	31	1801	RAIL
16	1801	WASHER	32	1801	RAIL

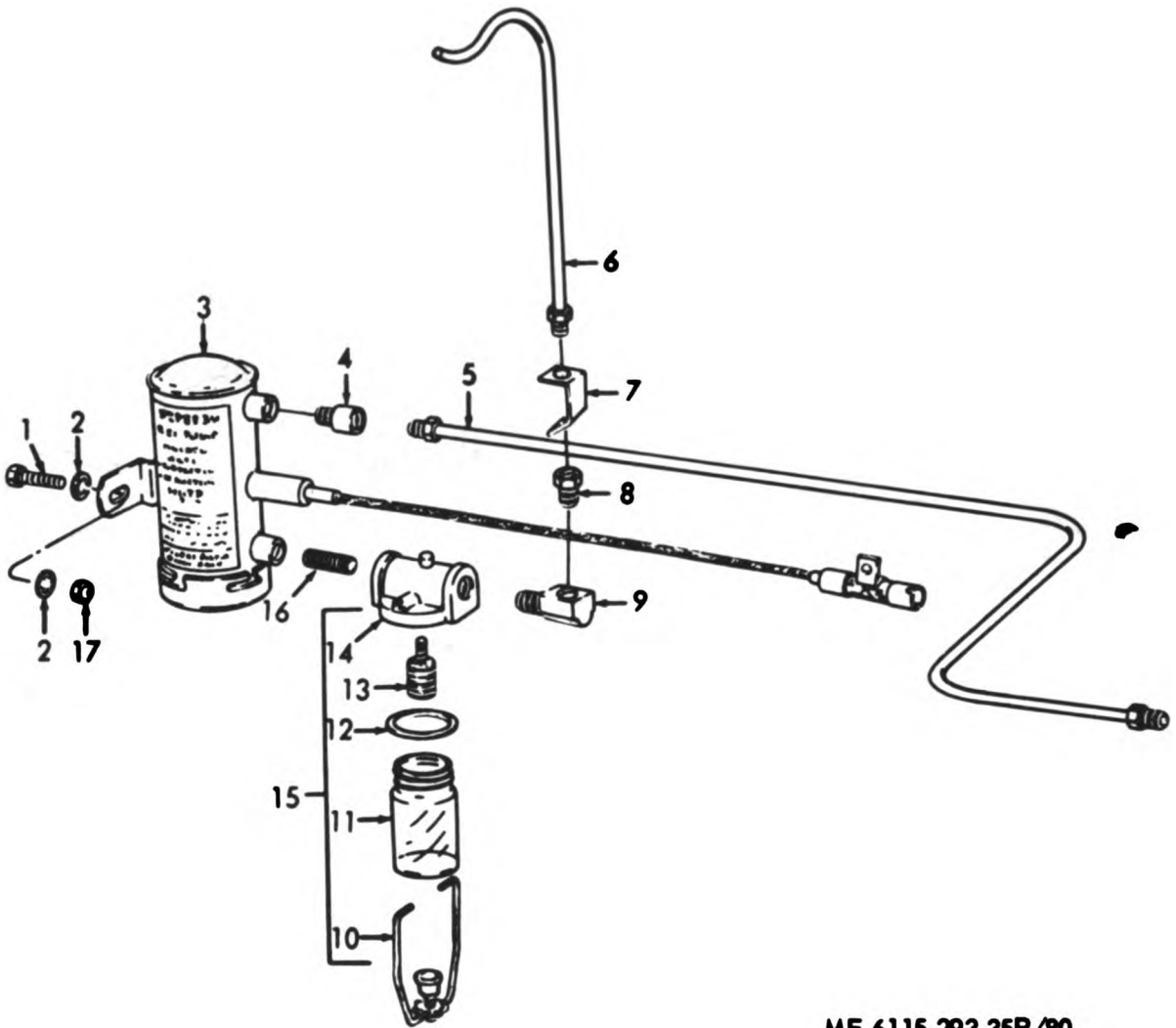


ME 6115-293-35P/79

Figure 35. Heater Fuel Cap, Lines and Fittings.

INDEX TO PARTS, FIGURE 35

Reference Number	Functional Group	Item Name	Reference Number	Functional Group	Item Name
1	2207	ELBOW	10	2207	RING
2	2207	TUBE AY	11	2207	SEAL
3	2207	VALVE AY	12	2207	CAP
4	2207	WASHER	13	1801	WASHER
5	2207	NUT	14	1801	WASHER
6	2207	LINE AY	15	1801	BOLT
7	2207	TUBE AY	16	2207	COUPLING
8	2207	NUT	17	2207	PLUG
9	1801	PANEL	18	2207	SCREW

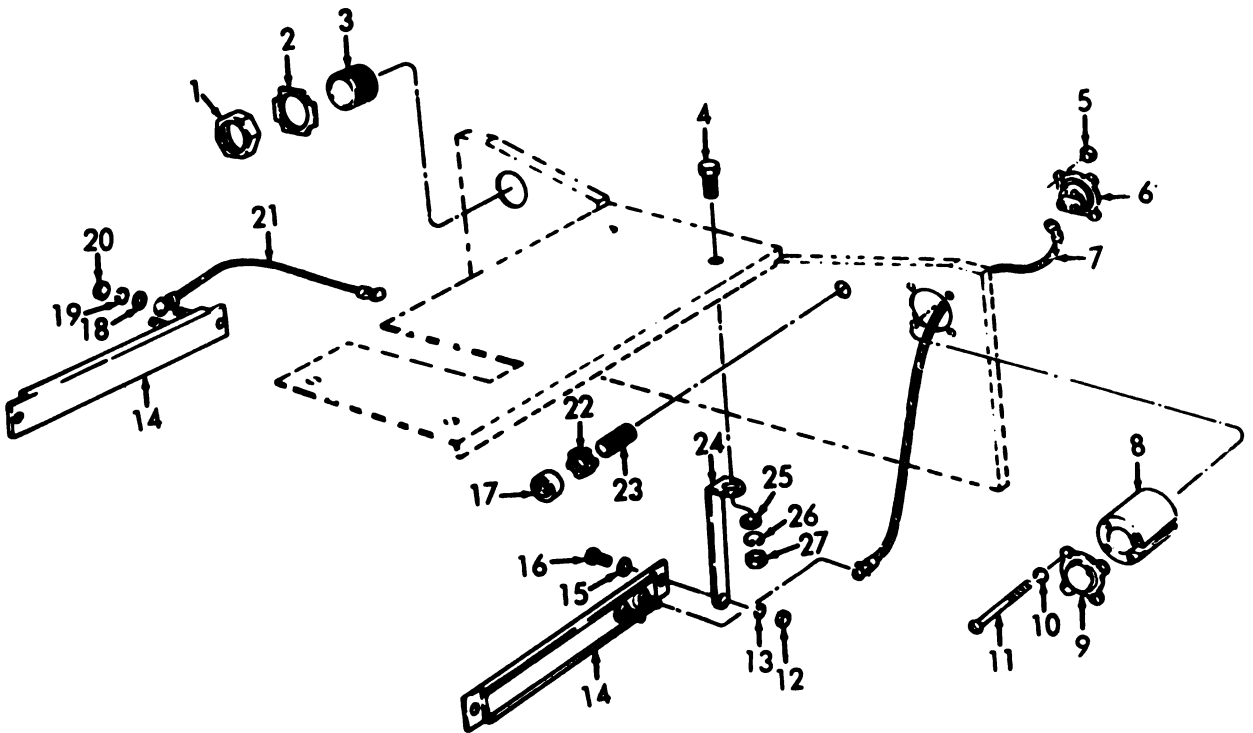


ME 6115-293-35P/80

Figure 36. Heater Fuel Pump and Strainer.

INDEX TO PARTS, FIGURE 36

Reference Number	Functional Group	Item Name	Reference Number	Functional Group	Item Name
1	2207	SCREW	10	2207	BAIL
2	2207	WASHER	11	2207	BOWL
3	2207	PUMP	12	2207	GASKET
4	2207	ADAPTER	13	2207	STRAINER
5	2207	TUBE AY	14	2207	HEAD
6	2207	TUBE AY	15	2207	STRAINER AY
7	2207	BRACKET	16	2207	NIPPLE
8	2207	ADAPTER	17	2207	NUT
9	2207	ELBOW			



ME 6115-293-35P/81

Figure 37. Battery Box, Heater Elements.

INDEX TO PARTS, FIGURE 37

Reference Number	Functional Group	Item Name	Reference Number	Functional Group	Item Name
1	0612	BUSHING	15	2207	WASHER
2	0612	NUT	16	2207	SCREW
3	0612	NIPPLE	17	0612	BUSHING
4	2207	BOLT	18	2207	WASHER
5	2207	NUT	19	2207	WASHER
6	2207	SWITCH	20	2207	NUT
7	2207	LEAD AY	21	2207	LEAD AY
8	2207	SPACER	22	0612	NUT
9	2207	SWITCH	23	0612	NIPPLE
10	2207	WASHER	24	2207	BRACKET
11	2207	SCREW	25	2207	WASHER
12	2207	NUT	26	2207	WASHER
13	2207	WASHER	27	2207	NUT
14	2207	STRIP			

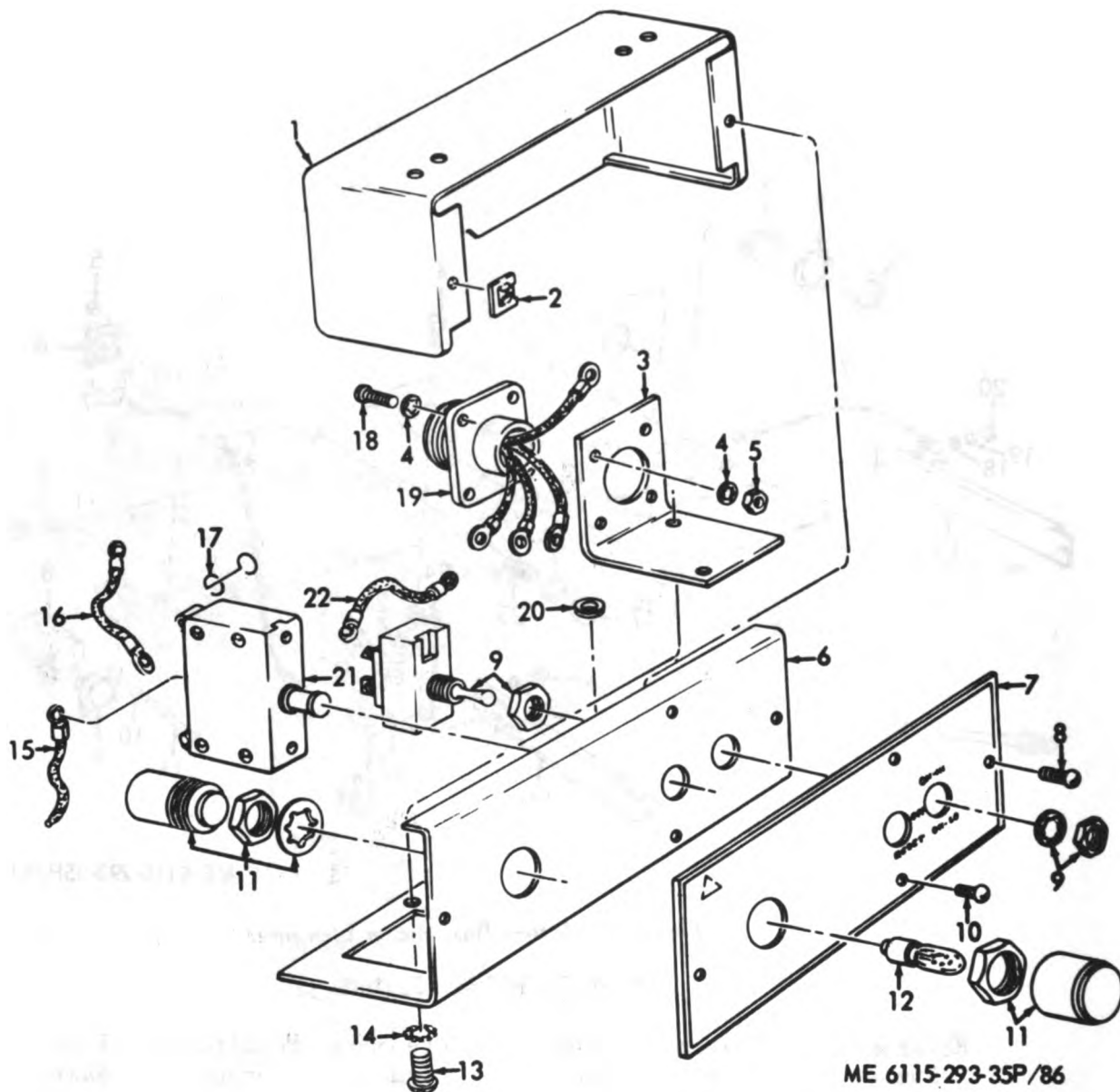
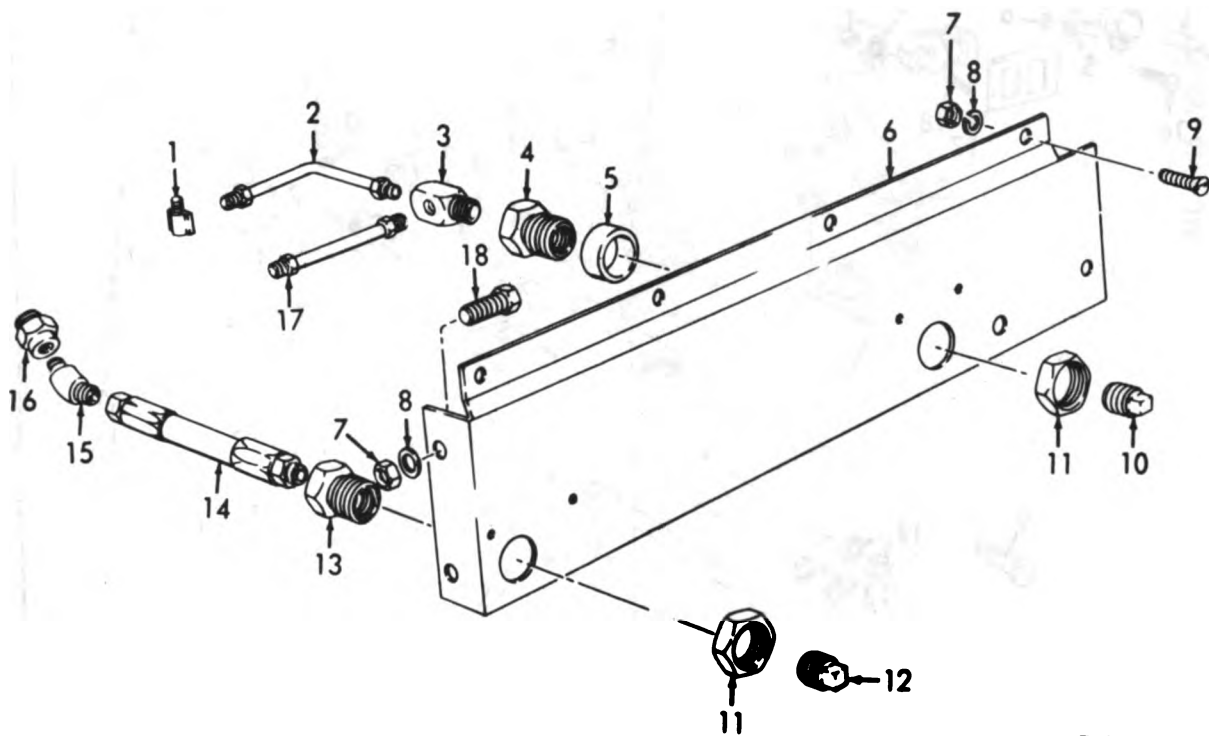


Figure 38. Heater Control Box.
INDEX TO PARTS, FIGURE 38

Reference Number	Functional Group	Item Name	Reference Number	Functional Group	Item Name
1	2207	BOX AY	12	2207	LAMP
2	2207	NUT	13	2207	SCREW
3	2207	BRACKET	14	2207	WASHER
4	2207	WASHER	15	2207	LEAD
5	2207	NUT	16	2207	LEAD
6	2207	PANEL	17	2207	WIRE
7	2207	PLATE	18	2207	SCREW
8	2207	SCREW	19	2207	CONNECTOR
9	2207	SWITCH	20	2207	GROMMET
10	2207	SCREW	21	2207	CIRCUIT BREAKER
11	2207	LIGHT	22	2207	WIRE AY

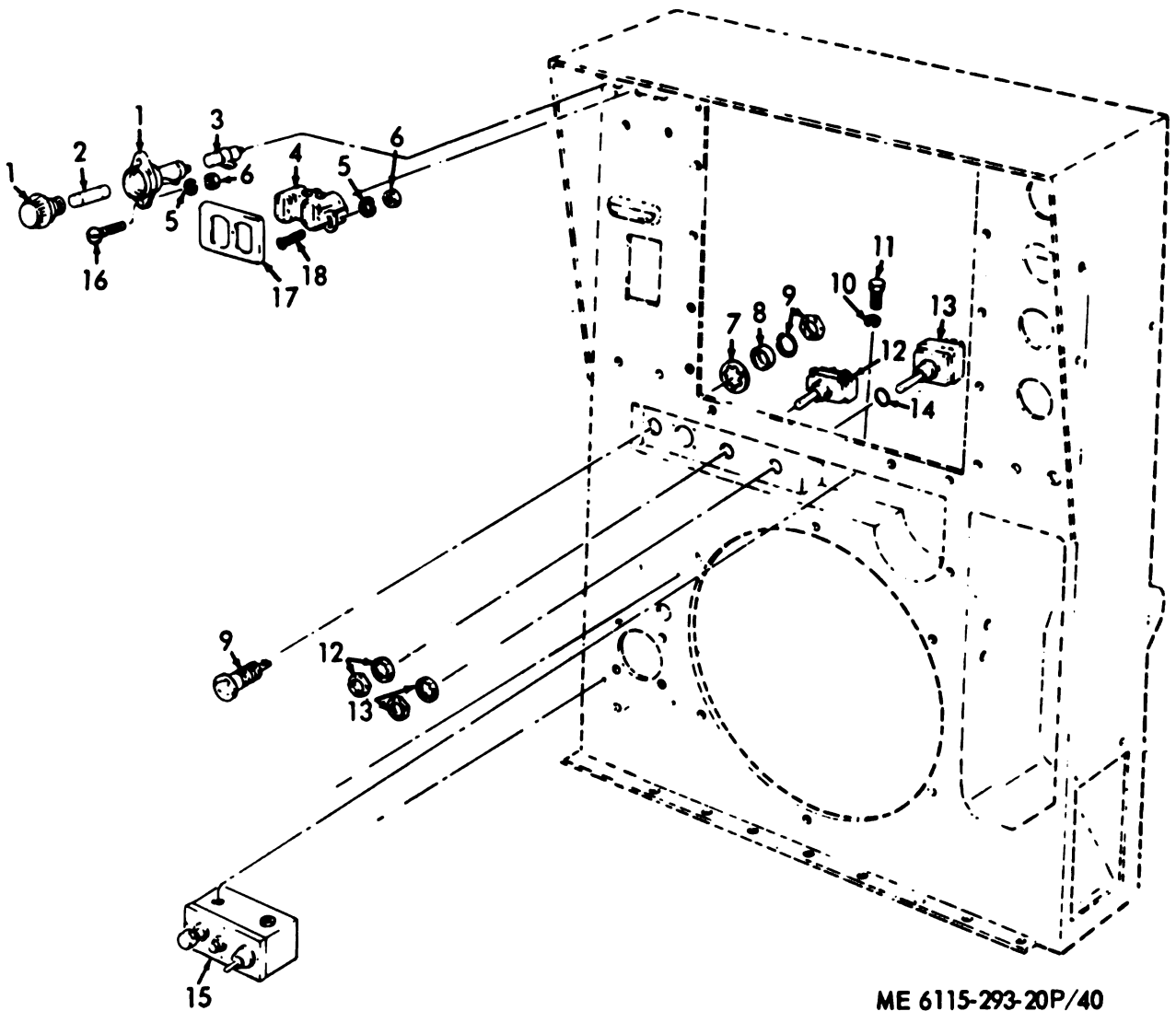


ME 6115-293-20P/39

Figure 39. Oil Pan Drain.

INDEX TO PARTS, FIGURE 39

Reference Number	Functional Group	Item Name	Reference Number	Functional Group	Item Name
1	2207	ELBOW	11	0106	NUT
2	2207	LINE AY	11	2207	NUT
3	2207	TEE	12	0106	PLUG
4	2207	COUPLING	13	0106	COUPLING
5	2207	SPACER	14	0106	TUBE AY
6	1801	PANEL	15	0106	ELBOW
7	1801	NUT	16	0106	ADAPTER
8	1801	WASHER	17	2207	LINE AY
9	1801	SCREW	18	1801	SCREW
10	2207	PLUG			

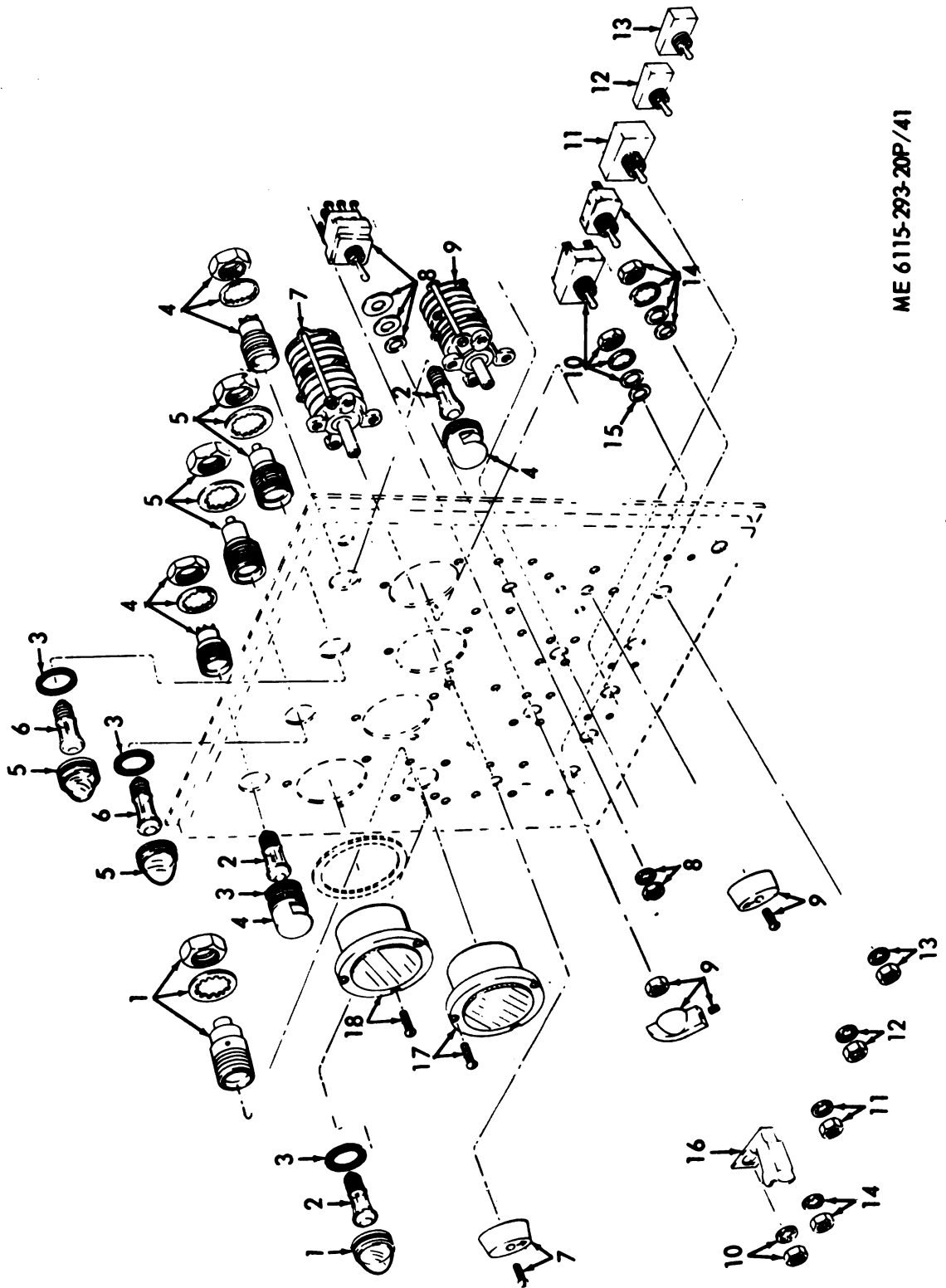


ME 6115-293-20P/40

Figure 40. Power Receptacle, Heater Control Box and Switches.

INDEX TO PARTS, FIGURE 40

Reference Number	Functional Group	Item Name	Reference Number	Functional Group	Item Name
1	4011	HOLDER	9	0608	RECEPTACLE
2	4011	FUSE	10	2207	WASHER
3	4019	CAPACITOR	11	2207	SCREW
4	4018	CONNECTOR	12	2207	SWITCH
5	4011	WASHER	13	2207	SWITCH
5	4018	WASHER	14	2207	SEAL
6	4011	NUT	15	2207	BOX AY
6	4018	NUT	16	4011	SCREW
7	0608	WASHER	17	4018	PLATE
8	0608	SPACER	18	4018	SCREW

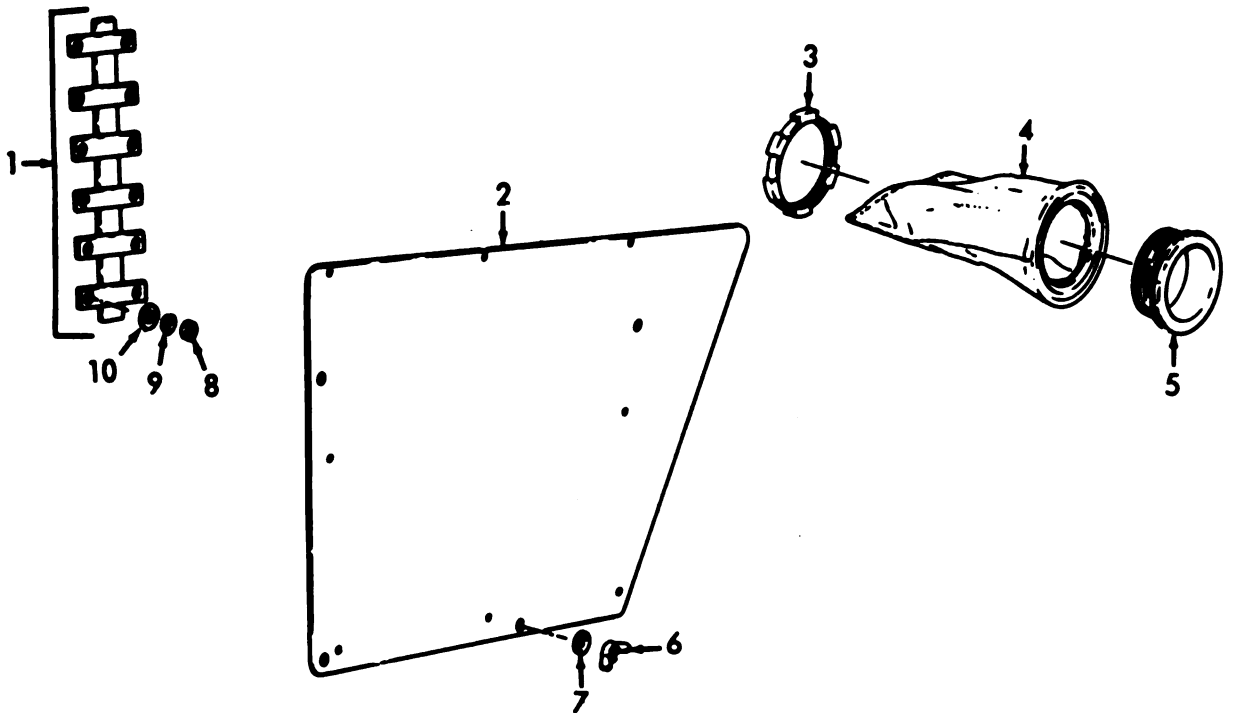


ME 6115-293-20P/41

Figure 41. Control Panel.

INDEX TO PARTS, FIGURE 41

Reference Number	Functional Group	Item Name	Reference Number	Functional Group	Item Name
1	4009	LIGHT	10	4012	SWITCH
2	4009	LAMP	11	4012	SWITCH
3	4009	SEAL	12	4012	SWITCH
4	4009	RECEPTACLE	13	4012	SWITCH
5	4009	RECEPTACLE	14	4012	SWITCH
6	4009	LAMP	15	4012	SEAL
7	4012	SWITCH	16	4009	GUARD
8	4012	SWITCH	17	4009	VOLTMETER
9	4012	SWITCH	18	4009	AMMETER

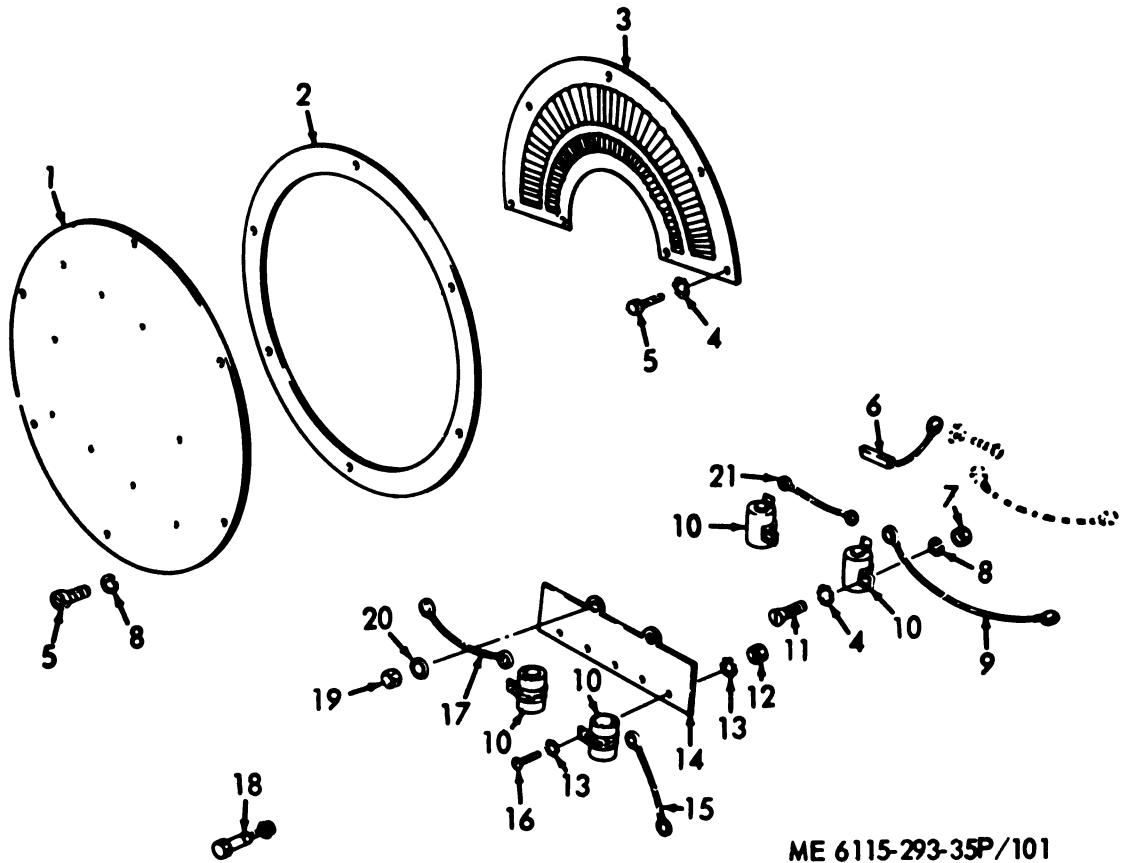


ME 6115-293-35P/99

Figure 42. Changeover Plate and Guard.

INDEX TO PARTS, FIGURE 42

Reference Number	Functional Group	Item Name	Reference Number	Functional Group	Item Name
1	4018	LINK AY	6	4018	NUT
2	4018	GUARD	7	4018	WASHER
3	2201	NUT	8	4018	NUT
4	2201	COVER	9	4018	WASHER
5	2201	BUSHING	10	4018	WASHER



ME 6115-293-35P/101

Figure 43. Generator Brush, Grounding Stud and Radio Suppression Components.

INDEX TO PARTS, FIGURE 43

Reference Number	Functional Group	Item Name	Reference Number	Functional Group	Item Name
1	1801	COVER	10	4019	CAPACITOR
2	1801	GASKET	11	4019	SCREW
3	4004	COVER	12	4019	NUT
4	4004	WASHER	13	4019	WASHER
4	4019	WASHER	14	4019	PLATE
5	1801	SCREW	15	4019	LEAD AY
5	4004	SCREW	16	4019	SCREW
6	4003	BRUSH	17	4019	LEAD AY
7	4019	NUT	18	1501	STUD
8	1801	WASHER	19	4019	NUT
8	4019	WASHER	20	4019	WASHER
9	4019	LEAD AY	21	4019	LEAD AY

**SECTION V. INDEX-FEDERAL STOCK NUMBER AND REFERENCE NUMBER
CROSS-REFERENCE TO INDEX NUMBER**

<u>STOCK NUMBER</u>	<u>INDEX NUMBER</u>	<u>STOCK NUMBER</u>	<u>INDEX NUMBER</u>
1450-774-8840	01006	2910-376-0749	00325
1450-774-8842	00730	2910-379-4293	00169
1450-774-8842	00745	2910-383-4262	00908
1450-774-8842	01114	2910-387-0964	00905
1450-775-1366	00059	2910-404-4431	00971
1450-775-1375	00677	2910-428-9703	00842
1450-775-1378	00675	2910-428-9703	00843
1450-775-4567	00679	2910-446-6602	00014
1450-776-0977	00239	2910-524-7862	00167
1450-784-2233	00676	2910-620-7366	00307
1450-972-1745	01026	2910-673-5510	00371
2540-677-8128	00805	2910-703-4239	00252
2805-163-3734	00419	2910-703-4240	00250
2810-870-7840	00387	2910-735-4014	00888
2815-171-9233	00007	2910-775-1383	00378
2815-171-9233	00049	2910-775-3004	00320
2815-172-8553	00018	2910-785-6165	00322
2815-306-0000	00624	2910-798-0243	00910
2815-325-4968	00832	2910-821-1954	00230
2815-347-1932	00048	2910-821-1955	00224
2815-363-7980	00039	2910-821-1958	00222
2815-363-7980	00170	2910-821-1960	00210
2815-363-7981	00015	2910-822-1244	00227
2815-363-8122	00379	2910-822-1250	00214
2815-364-3094	00005	2910-858-6194	00318
2815-364-3094	00159	2910-875-0452	00238
2815-367-7234	00019	2910-876-2189	00190
2815-367-7236	00016	2910-932-9634	00285
2815-371-5367	00003	2910-976-9094	00251
2815-395-0915	00096	2920-264-4173	00632
2815-428-9704	00443	2920-538-0353	00579
2815-428-9712	00424	2920-540-9476	00546
2815-428-9713	00053	2920-549-7179	00582
2815-527-2312	00056	2920-628-0621	00631
2815-551-3737	00004	2920-678-9813	00560
2815-551-3737	00158	2920-703-4156	00656
2815-589-2922	00140	2920-734-8954	00566
2815-650-0993	00422	2920-737-3225	00565
2815-674-6954	00372	2920-785-0833	00578
2815-696-4678	00457	2920-795-1095	00594
2815-780-5247	00760	2920-807-2408	00587
2815-785-6304	00067	2920-812-9034	00188
2815-785-7958	00271	2920-818-8635	00492
2815-833-0790	00192	2920-898-4746	00562
2815-901-0976	00207	2930-310-7836	00100
2815-953-2014	00095	2930-354-1276	00469
2815-953-2014	01110	2930-367-7395	00478
2910-015-3609	00312	2930-562-0156	00404
2910-102-3062	00907	2930-565-5758	00057
2910-153-8095	00909	2930-613-9397	00022
2910-209-3676	00244	2930-785-6166	00401
2910-327-7206	00233	2930-815-5549	00454
2910-327-7207	00217	2930-816-5830	00452
2910-328-9586	00906	2930-961-1180	00472
2910-345-9110	00256	2930-961-1181	00470
2910-345-9110	00928	2930-976-3002	00471
2910-345-9110	01116	2940-019-4775	00091
2910-354-1151	00291	2940-141-9026	00088
2910-364-3452	00213	2940-287-3371	00084
2910-371-5334	00872	2940-363-8174	00101

**SECTION V. INDEX-FEDERAL STOCK NUMBER AND REFERENCE NUMBER
CROSS-REFERENCE TO INDEX NUMBER (Continued)**

<u>STOCK NUMBER</u>	<u>INDEX NUMBER</u>	<u>STOCK NUMBER</u>	<u>INDEX NUMBER</u>
2940-367-7348	00193	4710-277-5526	00115
2940-416-3984	00085	4710-277-5526	00118
2940-475-6378	00173	4710-277-5526	00120
2940-499-3990	00065	4710-277-5526	00122
2940-545-0767	00104	4710-277-5526	00147
2940-595-0792	00145	4710-277-5526	00171
2940-641-4106	00179	4710-277-5526	00223
2940-775-1360	00175	4710-277-5526	01097
2940-841-5964	00090	4710-277-5527	00212
2940-846-9841	00289	4710-277-5527	00221
2940-886-1070	00269	4710-277-5527	00226
2990-208-9494	00204	4710-277-5527	00229
2990-208-9495	00191	4710-277-5527	00232
2990-208-9496	00388	4710-277-5527	00237
2990-545-2413	00819	4710-277-5527	01098
2990-572-0743	00283	4710-277-5529	00099
2990-572-5697	00603	4710-277-5529	01096
2990-604-3577	00807	4710-278-5380	00772
2990-703-4157	00850	4710-278-5380	01093
2990-703-4514	00264	4710-289-8166	00209
2990-732-7636	00160	4720-200-0365	00025
2990-751-8907	00267	4720-200-0365	00027
2990-786-1156	00836	4720-200-0365	00438
2990-821-1943	00113	4720-200-0365	00440
2990-821-1950	00146	4720-200-0365	01083
2990-821-1951	00116	4720-230-6526	00859
2990-822-1245	00107	4720-235-4125	00435
2990-822-1246	00111	4720-235-4125	01087
2990-822-1247	00109	4720-277-8997	00853
2990-822-1249	00924	4720-277-8997	01086
2990-823-5467	00119	4720-278-4940	00347
2990-886-5429	00645	4720-278-4940	01084
2990-892-1764	00006	4720-278-5050	00433
2990-892-1764	00023	4720-374-4917	00442
2990-979-3518	00266	4720-374-4917	01088
3030-392-4697	00466	4720-595-1819	01085
3030-756-8448	00489	4720-670-9475	00094
4010-228-9958	00068	4720-684-0260	00855
4320-217-3588	00272	4720-684-0260	00857
4520-318-7547	00830	4720-684-0260	01082
4540-775-1377	00912	4720-777-2185	00205
4710-277-5524	00142	4720-778-1372	00206
4710-277-5524	00352	4720-785-3461	00436
4710-277-5524	00355	4720-800-1833	00852
4710-277-5524	00358	4720-801-6154	00858
4710-277-5524	01094	4720-857-9389	00856
4710-277-5525	00125	4720-857-9390	00024
4710-277-5525	00216	4720-857-9391	00026
4710-277-5525	00869	4720-857-9392	00854
4710-277-5525	00871	4730-011-2578	00885
4710-277-5525	00926	4730-011-3175	00886
4710-277-5525	01075	4730-011-3935	00446
4710-277-5525	01078	4730-012-7951	00086
4710-277-5525	01095	4730-013-7397	00124
4710-277-5526	00040	4730-013-7397	00215
4710-277-5526	00103	4730-013-7397	00348
4710-277-5526	00106	4730-013-7397	00868
4710-277-5526	00108	4730-013-7397	00925
4710-277-5526	00110	4730-013-7397	01074
4710-277-5526	00112	4730-013-7397	01077

**SECTION V. INDEX-FEDERAL STOCK NUMBER AND REFERENCE NUMBER
CROSS-REFERENCE TO INDEX NUMBER (Continued)**

<u>STOCK NUMBER</u>	<u>INDEX NUMBER</u>	<u>STOCK NUMBER</u>	<u>INDEX NUMBER</u>
4730-014-2427	00102	4730-278-8765	00236
4730-014-2427	00105	4730-278-8886	01067
4730-014-2427	00114	4730-288-9362	00082
4730-014-2433	00208	4730-288-9385	00218
4730-014-2433	00211	4730-288-9385	00225
4730-014-2433	00228	4730-288-9385	00234
4730-014-2433	00231	4730-288-9390	00141
4730-014-3343	00079	4730-288-9953	00060
4730-014-3343	00080	4730-288-9953	00183
4730-014-3343	00081	4730-289-1254	00182
4730-014-3343	00083	4730-289-1254	00184
4730-014-3343	00848	4730-289-1578	00054
4730-018-9566	00030	4730-289-1958	00351
4730-018-9466	00032	4730-289-1958	00354
4730-018-9566	00168	4730-289-1958	00357
4730-019-1408	00333	4730-289-2193	00919
4730-019-2115	00334	4730-289-2211	00418
4730-044-2435	00098	4730-289-4774	00138
4730-044-4040	00075	4730-289-5176	00033
4730-044-4040	00117	4730-289-5176	00242
4730-044-4040	00194	4730-289-5910	00416
4730-044-4040	00195	4730-318-6658	00414
4730-044-4692	00034	4730-334-0303	00066
4730-044-4692	00887	4730-358-5965	00411
4730-059-7975	00219	4730-358-5965	00413
4730-187-4207	00031	4730-424-5871	00801
4730-187-4207	00055	4730-526-0348	00361
4730-187-4207	00087	4730-542-3019	00012
4730-187-4207	00311	4730-542-4402	00139
4730-187-4207	00447	4730-640-1050	00021
4730-188-1877	00687	4730-640-1051	00847
4730-193-0871	00410	4730-719-2696	00203
4730-196-0881	00187	4730-775-1523	00688
4730-196-0881	00189	4730-777-2191	00196
4730-196-0931	00338	4730-828-6119	00255
4730-202-7493	00165	4730-828-6120	00254
4730-202-7493	00802	4730-922-1999	00132
4730-202-8946	00274	4730-937-7065	00126
4730-202-8972	00680	4730-965-1257	00029
4730-222-1840	00874	4820-449-1220	00421
4730-254-6225	00845	4820-752-9040	00840
4730-274-6285	00406	4820-775-4787	00637
4730-277-2181	00201	4820-775-4789	00929
4730-277-8269	00078	4820-776-1054	00841
4730-277-8273	00077	4820-785-8268	00251
4730-277-8273	00844	4820-845-1096	00013
4730-277-8273	01068	4820-845-1096	00420
4730-277-8274	00197	4820-849-1220	00284
4730-277-8274	00198	4820-849-1220	00305
4730-277-8274	00199	5210-816-5665	00999
4730-277-8274	00200	5305-010-0764	00898
4730-277-8274	00202	5305-012-5973	00294
4730-278-2067	00412	5305-013-1299	00976
4730-278-2070	00415	5305-013-2330	00697
4730-278-2070	00839	5305-013-2345	00696
4730-278-3167	00834	5305-013-2651	00654
4730-278-4829	00076	5305-013-2651	00897
4730-278-8253	00061	5305-013-2768	00629
4730-278-8763	00365	5305-013-2768	01011
4730-278-8765	00220	5305-013-3056	00394

**SECTION V. INDEX-FEDERAL STOCK NUMBER AND REFERENCE NUMBER
CROSS-REFERENCE TO INDEX NUMBER (Continued)**

<u>STOCK NUMBER</u>	<u>INDEX NUMBER</u>	<u>STOCK NUMBER</u>	<u>INDEX NUMBER</u>
5305-018-0129	00133	5305-622-9483	00770
5305-018-0150	00499	5305-655-6360	00449
5305-018-0150	00547	5305-660-2036	00467
5305-022-5495	00373	5305-660-2625	01032
5305-022-5842	00363	5305-716-8200	00475
5305-022-7798	00576	5305-721-8009	00293
5305-045-1988	00500	5305-721-8009	00376
5305-053-1113	00978	5305-723-5811	00364
5305-059-8248	00822	5305-774-9088	00974
5305-068-0498	00588	5305-774-9088	00975
5305-068-0500	00761	5305-774-9088	00980
5305-068-0500	00891	5305-774-9088	00981
5305-068-0501	00035	5305-775-1752	00723
5305-068-0501	00628	5305-775-1752	00725
5305-068-0501	00762	5305-775-1864	00900
5305-068-0501	00994	5305-777-2284	00899
5305-068-0506	00136	5305-782-9494	00476
5305-068-7837	00245	5305-866-0439	00698
5305-068-7837	00892	5305-877-6836	00699
5305-068-7837	00893	5305-889-3002	00589
5305-069-5571	00135	5305-954-5207	00977
5305-069-5574	00448	5305-957-1497	01057
5305-071-2505	00764	5305-958-5246	00552
5305-071-2505	00766	5305-984-6193	00896
5305-175-3230	00973	5305-984-6200	00617
5305-206-0007	00393	5305-984-6202	00618
5305-207-0912	00744	5305-984-6212	00246
5305-207-4535	00296	5305-984-6212	00247
5305-208-1907	00895	5305-988-1725	00769
5305-225-3840	00548	5305-989-7434	01014
5305-225-3840	00627	5305-989-7434	01047
5305-225-3840	00665	5305-989-7435	00990
5305-225-3840	00695	5305-993-1848	00630
5305-269-2804	00451	5305-995-3442	00580
5305-269-3209	00549	5306-012-6335	00319
5305-269-3210	00137	5306-018-0079	00716
5305-269-3210	00314	5306-225-8496	00185
5305-269-3211	00501	5306-225-8496	00673
5305-269-3211	00550	5306-225-8497	00011
5305-269-3212	00134	5306-225-8497	00186
5305-269-3217	00625	5306-225-8497	00408
5305-269-3217	00626	5306-225-8498	00064
5305-276-8022	00036	5306-225-8498	00599
5305-281-5668	00979	5306-225-8498	00717
5305-286-1497	00477	5306-225-8498	00718
5305-290-3004	00823	5306-225-8499	00672
5305-337-2576	00551	5306-225-8499	00787
5305-337-2576	00729	5306-225-8499	00803
5305-337-2576	00763	5306-225-8500	00336
5305-337-2576	00765	5306-225-8506	00265
5305-337-2576	00767	5306-225-8506	00409
5305-337-2576	00768	5306-225-9084	00715
5305-363-8051	00047	5306-225-9091	00468
5305-527-5196	00450	5306-226-4844	00063
5305-543-2272	00317	5306-255-9081	00062
5305-543-4390	00909	5306-531-1798	00386
5305-543-4952	00295	5306-543-4305	00490
5305-582-8491	00821	5306-543-4897	00788
5305-587-4253	00577	5306-604-7961	00286
5305-619-4718	00292	5306-613-9396	00166

**SECTION V. INDEX-FEDERAL STOCK NUMBER AND REFERENCE NUMBER
CROSS-REFERENCE TO INDEX NUMBER (Continued)**

<u>STOCK NUMBER</u>	<u>INDEX NUMBER</u>	<u>STOCK NUMBER</u>	<u>INDEX NUMBER</u>
5306-616-1287	00335	5310-061-1258	00555
5306-957-8173	00315	5310-080-6004	00041
5306-957-8173	00316	5310-080-6004	00505
5307-273-9380	00038	5310-080-9785	00506
5307-297-2988	00037	5310-080-9786	01048
5307-363-8171	00093	5310-081-4219	00258
5310-010-2635	00279	5310-081-4219	00480
5310-010-3103	00653	5310-081-4219	00503
5310-010-3319	00299	5310-081-4219	00639
5310-010-3319	00383	5310-081-4219	00640
5310-010-3319	00941	5310-081-4219	00776
5310-010-3322	00459	5310-081-4219	00777
5310-011-4777	00817	5310-081-4219	00793
5310-011-5774	01029	5310-081-4219	00930
5310-011-7049	00604	5310-093-9757	00614
5310-012-0214	00044	5310-167-0680	00259
5310-012-0214	00154	5310-167-0680	00483
5310-012-0214	00155	5310-167-0839	00570
5310-012-0214	00297	5310-167-0839	00571
5310-012-0214	00398	5310-176-8137	00240
5310-012-0214	00934	5310-186-7448	00395
5310-012-0368	00277	5310-193-7571	00826
5310-012-0370	00161	5310-193-9753	00148
5310-012-0373	00282	5310-209-0691	00329
5310-012-0376	00360	5310-209-0965	00508
5310-012-0380	00045	5310-227-6566	01033
5310-012-0380	00328	5310-265-9215	00281
5310-012-0380	00396	5310-278-3441	00444
5310-012-0382	00156	5310-278-3441	00445
5310-012-0383	00151	5310-298-9261	00879
5310-012-0392	00327	5310-337-6976	00932
5310-012-1841	00935	5310-407-0566	00460
5310-012-1841	01012	5310-407-9566	00261
5310-012-1902	00127	5310-407-9566	00369
5310-012-1902	00606	5310-407-9566	00464
5310-012-2432	00128	5310-407-9566	00484
5310-012-2432	00877	5310-407-9566	00485
5310-012-3179	00876	5310-407-9566	00507
5310-012-3197	00241	5310-407-9566	00646
5310-012-3221	00278	5310-407-9566	00705
5310-012-3221	00391	5310-407-9566	00706
5310-012-3221	00543	5310-407-9566	00732
5310-012-3221	00559	5310-407-9566	00747
5310-012-3221	01055	5310-407-9566	00779
5310-012-3263	00584	5310-407-9566	00782
5310-012-4925	00280	5310-407-9566	00783
5310-012-6177	00752	5310-407-9566	00794
5310-013-1044	00942	5310-476-1087	00995
5310-013-8479	00940	5310-520-3764	00504
5310-013-8479	00991	5310-543-2410	00658
5310-017-8576	00553	5310-543-5643	00313
5310-042-6903	00607	5310-550-1130	00938
5310-045-3294	00982	5310-550-1130	00939
5310-045-3296	00937	5310-550-3714	00667
5310-045-3296	01079	5310-559-0070	00825
5310-045-3299	00591	5310-582-5965	00486
5310-045-3299	00620	5310-582-5965	00590
5310-045-3299	00644	5310-582-5965	00647
5310-045-3299	01035	5310-582-5965	00648

**SECTION V. INDEX-FEDERAL STOCK NUMBER AND REFERENCE NUMBER
CROSS-REFERENCE TO INDEX NUMBER (Continued)**

<u>STOCK NUMBER</u>	<u>INDEX NUMBER</u>	<u>STOCK NUMBER</u>	<u>INDEX NUMBER</u>
5310-582-5965	00666	5310-809-9058	00481
5310-582-5965	00707	5310-820-6653	00597
5310-582-5965	00778	5310-825-5965	00554
5310-582-5965	00780	5310-833-2080	01045
5310-582-5965	00781	5310-833-2080	01071
5310-582-5965	00784	5310-834-8732	00583
5310-582-5965	00785	5310-880-7744	00608
5310-584-5272	00482	5310-880-7744	00690
5310-584-5272	00592	5310-880-7744	00750
5310-584-5272	00593	5310-880-7744	00791
5310-584-6672	00595	5310-880-7746	00474
5310-595-7237	01058	5310-880-8189	00496
5310-595-8121	00162	5310-886-7744	00692
5310-608-1536	00310	5310-889-2528	00556
5310-616-3023	00773	5310-889-2528	00596
5310-637-9541	00150	5310-889-2528	00712
5310-637-9541	00153	5310-889-2528	01060
5310-637-9541	00298	5310-895-6384	00731
5310-637-9541	00300	5310-934-9739	00652
5310-637-9541	00330	5310-934-9739	00881
5310-637-9541	00331	5310-934-9747	00883
5310-637-9541	00397	5310-934-9757	00605
5310-637-9541	00461	5310-934-9757	00878
5310-637-9541	00462	5310-934-9757	01010
5310-637-9541	00463	5310-934-9757	01028
5310-637-9541	00509	5310-951-0791	00746
5310-637-9541	00642	5310-982-6810	00497
5310-637-9541	00643	5310-995-6934	00260
5310-637-9541	00936	5315-011-2726	00585
5310-637-9541	00943	5315-012-4553	00495
5310-637-9541	01059	5315-058-5928	00050
5310-639-1532	00368	5315-234-1650	00374
5310-655-9544	00129	5315-240-1014	00130
5310-687-3320	00567	5315-251-9754	00375
5310-696-5371	00818	5315-276-4340	00586
5310-723-4458	00882	5315-839-5820	00610
5310-722-0558	00178	5315-845-4232	00611
5310-761-6882	00880	5315-846-5928	00381
5310-761-6882	00884	5320-013-5255	00972
5310-763-8912	00875	5325-276-4265	00810
5310-768-0319	01056	5325-775-1752	00683
5310-774-3887	00575	5325-775-1752	00734
5310-774-7302	01030	5325-775-1752	00736
5310-775-1869	00689	5330-171-5935	00273
5310-775-5158	00693	5330-233-5845	01090
5310-784-3152	01036	5330-245-5435	00402
5310-785-3961	00043	5330-247-3567	00276
5310-805-5998	00703	5330-285-3825	00309
5310-809-4058	00149	5330-290-7860	00089
5310-809-4058	00641	5330-291-2967	00323
5310-809-4058	00704	5330-297-0278	00574
5310-809-4058	00774	5330-297-6084	00573
5310-809-4058	00775	5330-364-3550	00009
5310-809-4058	00933	5330-364-3550	00432
5310-809-4061	00638	5330-467-3615	00426
5310-809-5998	00458	5330-467-3615	00428
5310-809-5998	00479	5330-467-3615	00430
5310-809-5998	00931	5330-467-3615	01091
5310-809-8533	00042	5330-467-3615	01092
5310-809-8544	00619	5330-551-0433	00288

**SECTION V. INDEX-FEDERAL STOCK NUMBER AND REFERENCE NUMBER
CROSS-REFERENCE TO INDEX NUMBER (Continued)**

<u>STOCK NUMBER</u>	<u>INDEX NUMBER</u>	<u>STOCK NUMBER</u>	<u>INDEX NUMBER</u>
5330-607-0079	01005	5935-895-3280	00889
5330-627-4085	00308	5940-050-6209	00861
5330-703-9391	00177	5940-050-6209	00864
5330-752-7673	00572	5940-050-6306	00520
5340-282-7526	00340	5940-050-6386	00535
5340-282-7526	00417	5940-050-6386	00539
5340-282-7526	00838	5940-050-6386	00622
5340-334-7180	00382	5940-050-6386	00865
5340-354-1239	00069	5940-050-6386	00987
5340-363-7294	00020	5940-204-9156	00540
5340-363-7977	00028	5940-237-6778	01042
5340-367-7300	00249	5940-681-9713	00814
5340-377-2891	00092	5940-681-9713	00828
5340-563-4049	00287	5940-681-9713	01041
5340-674-6951	00377	5940-681-9713	01052
5340-737-6631	00403	5940-796-7007	00536
5340-775-7029	00070	5945-552-3506	00613
5340-785-8288	00180	5945-552-3927	00615
5340-792-7367	01064	5945-567-2066	00612
5340-961-1190	00268	5970-304-7513	00602
5340-992-1759	01065	5970-613-2122	00563
5840-755-4566	00678	5970-636-4518	01089
5905-171-1999	00342	5970-657-8133	00564
5905-629-6357	00616	5975-284-7340	00524
5910-785-6281	01039	5975-284-7340	00526
5910-785-6281	01050	5975-284-7340	01099
5910-785-6281	01108	5975-615-7598	00797
5910-860-7300	01038	5975-807-7392	00528
5920-686-9517	00849	5975-818-0160	00527
5920-686-9517	01008	5975-818-0164	00529
5920-686-9517	01109	5977-237-1596	00561
5920-703-4918	00851	5977-284-9028	00985
5920-703-4918	01009	5977-785-6233	01115
5920-703-4918	01111	6110-039-9553	00804
5925-811-2973	00808	6110-557-7089	00806
5930-272-1349	00635	6115-318-7549	00827
5930-534-8911	01022	6115-318-7553	00813
5930-548-9704	00824	6115-318-7554	00812
5930-615-7889	01016	6115-558-5651	00970
5930-642-9196	00917	6115-560-1862	00740
5930-642-9251	00918	6115-604-8001	00473
5930-655-1515	01019	6115-607-0079	00902
5930-655-1518	01017	6115-607-0079	01113
5930-655-1521	01018	6115-703-1524	00923
5930-669-7872	00634	6115-703-1882	01021
5930-785-6235	00636	6115-703-2276	00633
5930-785-6237	00657	6115-731-1293	00927
5930-785-6237	01023	6115-731-1294	00922
5930-785-6241	00915	6115-731-5276	00324
5930-785-6242	00916	6115-731-5276	00390
5930-785-6243	00914	6115-731-5276	00544
5930-785-6244	00913	6115-731-5276	00609
5930-785-6265	01020	6115-731-5276	00661
5935-258-9156	00660	6115-731-5276	00691
5935-283-4003	01025	6115-731-5276	00710
5935-295-6403	00662	6115-731-5276	00748
5935-682-0568	00809	6115-731-5276	00749
5935-806-0846	00530	6115-731-5276	00751
5935-815-5724	00663	6115-731-5276	00945

**SECTION V. INDEX-FEDERAL STOCK NUMBER AND REFERENCE NUMBER
CROSS-REFERENCE TO INDEX NUMBER (Continued)**

<u>STOCK NUMBER</u>	<u>INDEX NUMBER</u>	<u>STOCK NUMBER</u>	<u>INDEX NUMBER</u>
6115-777-0872	00920	6145-308-0247	00541
6115-777-2480	00143	6145-308-0247	01104
6115-807-6947	00737	6145-313-9429	00623
6115-807-6950	00727	6145-313-9429	01043
6115-808-5226	00998	6145-313-9429	01053
6115-808-5227	01034	6145-313-9429	01105
6115-817-9179	01051	6145-635-9433	00521
6115-875-0363	00671	6145-635-9433	00532
6115-875-0364	00701	6145-635-9433	00533
6115-875-0365	00670	6145-635-9433	01100
6115-875-0366	00702	6145-838-9874	00831
6115-876-1990	00516	6145-838-9874	01101
6115-886-9357	00965	6150-758-0332	00581
6115-888-1008	00835	6210-688-5088	00816
6115-895-6243	00728	6210-862-4535	01001
6115-895-6243	00743	6240-019-0878	01000
6115-974-1261	01031	6240-019-9878	01002
6115-981-1049	00655	6240-019-9878	01112
6115-981-1049	01015	6240-143-7432	01004
6115-992-1713	00742	6240-155-8714	00811
6130-927-3913	00545	6250-862-4534	01003
6140-191-8485	00669	6620-377-3497	00453
6145-284-0660	00815	6620-785-1670	01069
6145-284-0660	00829	6620-815-5734	01076
6145-284-0660	00862	6620-815-5735	01073
6145-284-0660	00866	6625-785-6253	00650
6145-284-0660	01102	6625-785-6257	00997
6145-308-0080	00537	6645-785-6185	00651
6145-308-0080	00988	6680-399-2898	01070
6145-308-0080	01103	6685-785-1665	01072
6145-308-0247	00541	6810-249-9354	00700

<u>REFERENCE NO.</u>	<u>MFG CODE</u>	<u>INDEX NO.</u>	<u>REFERENCE NO.</u>	<u>MFG CODE</u>	<u>INDEX NO.</u>
A11650G1	46522	00830	112877	72582	00188
A13707	46522	00827	11620	81321	00325
A13783	46522	00970	120217	72582	00260
A13784	46522	00824	120854	72582	00245
A13789	46522	00813	120854	72582	00892
A13790	46522	00812	120854	72582	00894
A1384	46522	00816	121214	72582	00934
A2106G2	46522	00811	1252	24446	01000
A3477	46522	00809	1252	24446	01002
A3481	46522	00810	134525	72582	00881
B13777-1	46522	00805	13656	81321	00320
B13780-1	46522	00807	140711	72582	00345
B13781G2	46522	00808	141615	72582	00284
B13782-1	46522	00819	1503518	70040	00092
C13779G2	46522	00806	1503536	70040	00288
C4796G9	46522	00888	1506983	70040	00634
SE122	78388	00950	1507290	70040	00635
105X4	79470	01074	150733	70040	01063
105X4	79470	01077	1508863	70040	01069
105404	72582	00873	15123	81321	00321
110633	72582	00240	1512381	70040	01064
1113847	16764	00578	1513691	70040	01072
111603	72582	00680	1543005	70040	00179
111628	72582	00418	187343	72582	00060
1118191	16764	00632	1890345	72582	00669
1119848	16764	00587	1904981	16764	00566

**SECTION V. INDEX--FEDERAL STOCK NUMBER AND REFERENCE NUMBER
CROSS-REFERENCE TO INDEX NUMBER (Continued)**

<u>REFERENCE NO.</u>	<u>MFG CODE</u>	<u>INDEX NO.</u>	<u>REFERENCE NO.</u>	<u>MFG CODE</u>	<u>INDEX NO.</u>
1906902	16764	00561	5119730	72582	00269
1907507	16764	00567	5120086	72582	00443
1913084	16764	00573	5120126	72582	01006
1914645	16764	00563	5120128	72582	00997
1914646	16764	00570	5120164	72582	00655
1914646	16764	00571	5120164	72582	00902
1914649	16764	00574	5120164	72582	01015
1914842	16764	00575	5120164	72582	01113
1914873	16764	00565	5120167	72582	01019
1914877	16764	00579	5120178	35510	00546
1915906	16764	00582	5120179	72582	00545
1921315	16764	00586	5120244	72582	00392
1936638	16764	00568	5120250	72582	00694
1937116	16764	00564	5120253	72582	00757
1938446	16764	00572	5120271	72582	00684
1943580	16764	00562	5120279	72582	00728
1945437	16764	00569	5120279	72582	00743
1947331	16764	00560	5120291	72582	01003
1953236	16764	00581	5120292	72582	01001
197343	72582	00059	5120304	72582	00471
1996080	16764	00656	5120305	72582	00472
200X3	79470	00061	5120312	72582	00682
210X6	79470	00235	5120315	72582	00756
21016	81321	00323	5120316	72582	00733
214713	72582	00359	5120318	72582	00683
216341	72582	00688	5120318	72582	00685
2243465	72582	00309	5120318	72582	00723
2374427	72582	00273	5120318	72582	00725
2441342	72582	00427	5120318	72582	00734
272842	72582	00837	5120318	72582	00736
3231135	72582	00138	5120318	72582	00790
3290076	72582	00681	5120324	72582	00637
3290361	72582	01070	5120358	72582	01017
3291725	72582	00291	5120359	72582	01018
329191771	72582	00799	5120360	72582	01020
34767	81321	00270	5120376	72582	00651
39098	81321	00318	5120378	72582	00721
453299	16764	00591	5120385	72582	00670
453479	16764	00580	5120386	72582	00470
5100202	72582	00478	5120390	72582	00491
5100376	72582	00473	5120399	72582	00998
5109288	72582	00073	5120400	72582	00730
5109750	72582	00097	5120400	72582	00745
5110279	72582	00674	5120400	72582	01114
5110281	72582	00671	5120402	72582	00267
5110283	72582	00701	5120405	72582	00113
5110379	72582	00923	5120406	72582	00119
5110572	72582	00969	5120421	72582	00789
5110575	72582	00962	5120442	72582	00650
5110782	72582	00916	5120453	72582	01027
5110783	72582	00929	5120472	72582	00264
5110886	72582	00058	5120495	72582	00958
5112241	72582	00192	5120499	72582	00961
5112241	72582	00341	5120505	72582	00678
5113950	72582	00160	5120506	72582	00677
5115321	72582	00372	5120507	72582	00679
5116357	72582	00022	5120508	72582	00965
5117369	72582	00014	5120540	72582	00095
5118141	72582	00173	5120540	72582	01110
5118219	72582	00166	5120542	72582	00954

**SECTION V. INDEX—FEDERAL STOCK NUMBER AND REFERENCE NUMBER
CROSS—REFERENCE TO INDEX NUMBER (Continued)**

<u>REFERENCE NO.</u>	<u>MFG CODE</u>	<u>INDEX NO.</u>	<u>REFERENCE NO.</u>	<u>MFG CODE</u>	<u>INDEX NO.</u>
5120547	72582	01004	5120952	72582	00915
5120554	72582	00423	5120954	72582	00702
5120557	72582	00959	5120955	72582	00735
5120558	72582	00339	5120962	72582	00927
5120558	72582	00343	5120963	72582	00922
5120568	72582	00456	5120965	72582	00722
5120579	72582	00116	5120966	72582	00741
5120601	72582	00230	5120969	72582	00252
5120606	72582	00601	5120975	72582	00742
5120607	72582	00366	5120984	72582	00849
5120614	72582	00753	5120984	72582	01008
5120615	72582	00337	5120985	72582	00851
5120625	72582	00224	5120985	72582	01009
5120626	72582	00210	5120985	72582	01111
5120627	72582	00466	5120999	72582	00303
5120630	72582	00227	5121164	72582	01005
5120651	72582	00755	5121506	72582	00407
5120652	72582	00754	5121507	72582	00792
5120662	72582	00389	5121511	72582	00924
5120664	72582	00530	5121512	72582	00214
5120669	72582	00739	5121513	72582	00522
5120671	72582	00206	5121515	72582	00528
5120672	72582	00250	5121520	72582	00243
5120673	72582	00253	5121521	72582	00890
5120674	72582	00251	5121529	72582	00921
5120675	72582	00233	5121539	72582	00070
5120676	72582	00217	5121551	72582	00856
5120678	72582	00107	5121552	72582	00024
5120679	72582	00955	5121552	72582	00437
5120680	72582	00947	5121553	72582	00026
5120685	72582	00960	5121553	72582	00439
5120687	72582	00371	5121558	72582	00854
5120687	72587	00380	5121559	72582	00511
5120734	72582	00657	5121561	72582	00143
5120734	72582	01023	5121565	72582	00867
5120735	72582	00918	5121566	72582	00870
5120738	72582	00205	5121590	72582	00494
5120739	72582	00835	5121600	72582	01026
5120746	72582	00263	5121602	72582	01073
5120750	72582	01025	5121629	72582	00512
5120765	72582	00920	5121662	72582	00515
5120785	72582	00952	5121663	72582	00516
5120792	72582	00111	5121665	72582	00636
5120793	72582	00109	5121726	72582	00903
5120798	72582	00968	5121836	72582	01046
5120820	72582	00966	5121837	72582	01038
5120822	72582	00737	5121849	72582	01040
5120857	72582	00740	5121850	72582	01044
5120861	72582	00052	5121851	72582	00904
5120869	72582	00914	5121862	72582	00621
5120873	72582	00238	5121865	72582	00889
5120886	72582	00913	5121940	72582	00719
5120889	72582	00948	5121959	72582	00436
5120890	72582	00121	5121962	72582	00502
5120893	72582	00724	5121985	72582	00514
5120898	72582	00123	5121987	72582	00836
5120924	72582	00726	5122013	72582	00349
5120925	72582	00758	5122014	72582	00518
5120926	72582	00760	5122015	72582	00531
5120927	72582	00759	5122030	72582	00344

**SECTION V. INDEX-FEDERAL STOCK NUMBER AND REFERENCE NUMBER
CROSS-REFERENCE TO INDEX NUMBER (Continued)**

<u>REFERENCE NO.</u>	<u>MFG CODE</u>	<u>INDEX NO.</u>	<u>REFERENCE NO.</u>	<u>MFG CODE</u>	<u>INDEX NO.</u>
5122031	72582	00517	5153117	72582	00018
5122035	72582	00720	5156170	72582	00433
5122038	72582	00956	5157404	72582	00872
5122039	72582	00953	5158825	72582	00039
5122040	72582	01021	5158825	72582	00170
5122041	72582	00963	5159347	72582	00452
5122044	72582	01054	5163299	72582	00096
5122053	72582	00911	5163538	72582	01066
5122056	72582	00951	5163905	72582	00069
5122057	72582	00964	5164051	72582	00140
5122058	72582	00527	5164052	72582	00019
5122059	72582	00529	5164062	72582	00016
5122061	72582	00523	5164190	72582	00020
5122062	72582	00525	5165244	72582	00193
5122064	72582	01051	5166550	72582	00104
5122079	72582	00542	5166569	72582	00101
5122090	72582	00846	5166728	72582	01022
5122111	72582	00838	5166937	72582	00689
5122152	72582	00067	5168329	72582	00797
5122155	72582	00144	5168909	72582	00624
5122184	72582	00860	5169478	72582	00008
5122185	72582	00863	5169478	72582	00431
5122215	72582	00662	5169646	72582	00100
5122279	72582	00257	5170291	72582	00065
5122392	72582	00401	5171229	72582	00469
5122489	72582	00455	5172141	72582	00453
5122496	72582	00738	5172615	72582	00346
5122684	72582	00967	5173022	72582	00017
5122696	72582	00798	5173760	72582	00425
5122897	72582	00917	5174098	72582	00949
5122927	72582	00558	5174650	72582	00353
5122973	72582	00268	5175872	72582	00600
5123063	72582	00207	5176668	72582	00832
5123525	72582	00489	5177217	72582	00434
5123559	72582	00493	5177218	72582	00406
5123558	72582	00498	5177623	72582	00249
5123812	72582	00006	5177772	72582	00054
5123812	72582	00023	5177777	72582	00057
5124030	72582	00946	5177778	72582	00056
5125108	72582	00043	5178163	72582	00999
512550	72582	00686	5178244	72582	00053
5129364	72582	00513	5178383	72582	00048
5130294	72582	00074	5178450	72582	00071
5130394	72582	00266	5181080	72582	00072
5131393	72582	00388	5181815	72582	00971
5133083	72582	00302	5181837	72582	00711
5150195	72582	00004	5182526	72582	00613
5150195	72582	00158	5182531	72582	00612
5150196	72582	00005	5182532	72582	00602
5150196	72582	00159	5182648	72582	00676
5050199	72582	00167	5182788	72582	00616
5150263	72582	00379	5183252	72582	00850
5150268	72582	00015	5184314	72582	00457
5150329	72582	00007	5184532	72582	00169
5150329	72582	00049	5184737	72582	00441
5050361	72582	00009	5184751	72582	00131
5150361	72582	00432	5184779	72582	00957
5150417	72582	00145	5184859	72582	00429
5150843	72582	00382	5185036	72582	00256
5151121	72582	00213	5185036	72582	00928

**SECTION V. INDEX-FEDERAL STOCK NUMBER AND REFERENCE NUMBER
CROSS-REFERENCE TO INDEX NUMBER (Continued)**

<u>REFERENCE NO.</u>	<u>MFG CODE</u>	<u>INDEX NO.</u>	<u>REFERENCE NO.</u>	<u>MFG CODE</u>	<u>INDEX NO.</u>
5185272	72582	00700	5571024	70040	00089
5185770	72582	00663	5571117	72582	00306
5185770-1	72582	00664	5571540	70040	00094
5186209	72582	00454	5572940	70040	00084
5186260	72582	00424	5574008	70040	00091
5186717	72582	00675	5574121	70040	00287
5187720	72582	01039	5574121	72582	00326
5187720	72582	01049	5574130	70040	00090
5187720	72582	01050	5574161	70040	00289
5187720	72582	01108	5574161	72582	00308
5188133	16764	00595	5574508	72582	00307
5188383	72582	00422	5574533	72582	00304
5188436	72582	00603	5574785	72582	00283
5188953	72582	00912	5574786	70040	00290
5189414	72582	00631	5575169	72582	00312
5189800	72582	00633	5578720	70040	00085
5192913	72582	00310	6436254	70040	00285
5193118	72582	00003	6525133	72582	00901
5193150	72582	00174	710FSO-1-2	72582	00362
5193152	72582	00176	7494	81321	00276
5193669	72582	00175	7728882	18876	00660
5193821	81321	00322	850477	70040	00402
5195514	72582	00177	850478	70040	00403
5195515	72582	00180	850567	70040	00404
5195532	72582	00378	854098	24617	00905
5197876	72582	00191	854115	24617	00909
5197877	72582	00244	854117	70040	00908
5300G12P	35510	00492	854124	24617	00910
5323915	72582	00615	854147	24617	00906
5369427	72582	01065	87181-4X3-16	30327	00367
5425139	72582	00248	9023813	72582	00272
54730	81321	00275	9023829	72582	00271
5521034	72560	00985	9402786	72582	00255
5535009	72560	00986	9403254	72582	00254
55366454	72560	00989	9403293	72582	00239
554533	72582	00304	9403371	72582	00190
5548537	72560	00993			

By Order of the Secretary of the Army:

W. C. WESTMORELAND,
General, United States Army,
Chief of Staff.

Official:

KENNETH G. WICKHAM,
Major General, United States Army,
The Adjutant General.

Distribution:

To be distributed in accordance with DA Form 12-25, Section IV (qty rqr block #750), Organizational maintenance requirements for Generator Sets. Engine Driven: 100 KW, 60 Cycle.

☆ U.S. GOVERNMENT PRINTING OFFICE : 1991 O - 281-486 (42074)



