

RESTRICTED

M5-013

DEPARTMENT OF THE ARMY
SUPPLY CATALOG

ORD 7 SNL G-503

GROUP G

ORGANIZATIONAL MAINTENANCE ALLOWANCES

FOR

TRUCK, 1/4-TON, 4 X 4,
COMMAND RECONNAISSANCE
(FORD, MODEL GPW; WILLYS, MODEL MB)

Supersedes ORD 7 SNL G-503, 13 October 1949, including C 1, 21 February 1950, C 2, 14 April 1950, and C 3, 26 October 1950

Ref; TM 9-803

THIS CATALOG IS CORRECT TO 28 MAY 1951

DEPARTMENT OF THE ARMY

JUNE 1951

RESTRICTED

DEPARTMENT OF THE ARMY
WASHINGTON 25, D.C., 28 June 1951

Department of the Army Supply Catalog ORD 7 SNL G-503 is published for the information and guidance of all concerned.

[AG 461 (14 Jun 51)]

BY ORDER OF THE SECRETARY OF THE ARMY:

OFFICIAL:

WM. E. BERGIN
Major General, USA
Acting The Adjutant General

J. LAWTON COLLINS
Chief of Staff, United States Army

DISTRIBUTION:

Tech Svc (1); Arm & Svc Bd (2); AFF (2); AA Comd (2); OS Maj Comd (10); Base Comd (2); MDW (3); Log Comd (5); A (20); CHQ (2); D (2); B 5 (1); R 2, 5, 7 (1), 9 (2); Bn 2, 3, 5-8 (1), 9 (2), 10, 11, 17, 19, 44, 55 (1); C 2-8 (1), 9 (2), 10, 11, 17, 19, 44, 55 (1); FC (2); Sch (5) except 9 (50); Gen Dep (2); Dep 9 (10); PE (Ord 0) (5), OSD (2); PG 9 (10); Ars 9 (10); Dist 9 (10); SPECIAL DISTRIBUTION.

For explanation of distribution formula, see SR 310-90-1.

CONTENTS

	<i>Page</i>
INTRODUCTION.....	2
SET, ON VEHICLE MATERIAL.....	5
SPARE PARTS FOR TRUCK.....	5
TOOLS AND EQUIPMENT FOR TRUCK.....	5
EQUIPMENT ISSUED BY OTHER TECHNICAL SERVICES.....	5
ORGANIZATIONAL SPARE PARTS FOR TRUCK:	
GROUP 01—ENGINE.....	6
GROUP 02—CLUTCH.....	19
GROUP 03—FUEL SYSTEM.....	21
GROUP 04—EXHAUST SYSTEM.....	27
GROUP 05—COOLING SYSTEM.....	30
GROUP 06—ELECTRICAL SYSTEM.....	32
GROUP 07—TRANSMISSION.....	51
GROUP 08—TRANSFER.....	51
GROUP 09—PROPELLER SHAFT.....	53
GROUP 10—FRONT AXLE.....	54
GROUP 11—REAR AXLE.....	56
GROUP 12—BRAKES.....	57
GROUP 13—WHEELS, HUBS, AND DRUMS.....	66
GROUP 14—CONTROLS.....	68
GROUP 15—FRAME AND BRACKETS.....	73
GROUP 16—SPRINGS AND SHOCK ABSORBERS.....	73
GROUP 17—HOOD, FENDERS AND SPLASH SHIELDS.....	77
GROUP 18—BODY.....	79
GROUP 20—CAPSTAN.....	83
GROUP 22—MISCELLANEOUS ACCESSORIES.....	84
ORGANIZATIONAL TOOLS AND EQUIPMENT FOR TRUCK.....	91
MISCELLANEOUS MATERIAL.....	92
TOOLS AND EQUIPMENT FOR TRUCK.....	92
ARMAMENT FOR TRUCK.....	92
EQUIPMENT ISSUED BY OTHER TECHNICAL SERVICES.....	93
ARTICLES FOR INSTRUCTIONAL PURPOSES.....	93
APPLICABLE CLEANING AND PRESERVING MATERIALS.....	94
NOTES.....	96

MAJOR ITEM

The Truck, $\frac{1}{4}$ -ton, 4 x 4, command reconnaissance (Ford, Model GPW; Willys, Model MB) is stored, issued, and reviewed under ORD 3 SNL G-1. This major item is nonexpendable.

INTRODUCTION

1. GENERAL. *a.* This is a list of spare parts and equipment issued to the *using* arm or service for operation of the matériel and for performing organizational maintenance. It supplements tables of organization and equipment, tables of basic allowances, and tables of allowances.

b. The Federal Item Identification Number column lists those numbers approved by the Munitions Board Cataloging Agency. These numbers should not be confused with Federal Standard Stock catalog numbers which are utilized by the Ordnance Corps for tools, lubricants, etc.

c. An explanation of symbols used throughout this catalog is included under NOTES.

d. Ordnance installations will find classification codes in ORD 5-2, Alphabetical Index to Stock List of All Items, for Federal stock numbers listed herein.

e. Additional applications of items listed in this publication, if any, are contained in the Department of the Army Supply Catalog ORD 5-5 series.

f. For prices of items contained herein, see the appropriate catalog of the ORD 5-3 series.

g. For full information relative to the Ordnance Section of the Department of the Army Supply Catalog, including its purposes and uses, the procedure followed, and the principles employed in its compilation, see ORD 1.

2. REQUISITION NOTE. *a.* If the exact item requisitioned is not furnished or other action is necessary, the action taken by the supplying agency will be indicated on prescribed forms by standard symbols explaining the exact nature of the action.

b. When requisitioning an item containing the note "Issue until stock is exhausted, then use," the requisitioning agency will requisition the item being exhausted and not the superseding item, whether the supersession is to an individual item or to a kit, set, or assembly. All requisitions received by supplying agencies will be processed accordingly.

c. Requisitions for replacement of items which are the responsibility of technical services other than the Ordnance Corps will be submitted to that technical service indicated in the reference symbol column.

3. UNIT OF ISSUE. The Unit of Issue column lists the unit of issue used for each item. This may be in the form of an actual unit of issue, such as "oz," "lb," etc, or merely by the use of "each" designated by "ea."

4. QUANTITY INCORPORATED IN UNIT. The Quantity Incorporated in Unit column lists quantities for the following: *a.* For vehicle spare parts which are not indented, the quantity indicates the number of those parts required for the particular use indicated by the subgroup title only. These quantities do *not* indicate the total quantities of the parts required for the major item since the part may be used in more than one subgroup.

b. For vehicle spare parts which are indented (attaching parts), the quantity indicates the number of those parts required for attaching the item under which the attaching part is listed. These quantities do *not* indicate the total quantities of the attaching parts required for the major item or subgroup since the attaching parts may be used in more than one subgroup and may also be used more than once within a subgroup.

5. PLAN FOR MAINTENANCE. *a.* Maintenance operations to be performed are indicated by the spare parts herein authorized for initial issue or by a symbol signifying authority to requisition them for organizational maintenance.

b. Where the same part is common to two or more vehicles assigned to the same unit, the part should be issued on the basis of the total number of vehicles to which the part applies.

6. MAJOR ITEM DESIGNATION. The major item covered by this catalog is designated as a general purpose vehicle, as defined in SR 700-110-1.

7. COMPONENTS OF KITS, SETS, AND ASSEMBLIES. Whenever any doubt might exist as to what items are included as components of kits, sets, or assemblies, an explanatory note or complete listing of such components is shown.

8. ATTACHING PARTS. Attaching parts, such as bolts, nuts, screws, washers, etc, are indented immediately under the item which they attach. Whenever similar items having the same attaching parts, such as front and rear oil seal retainers, are listed, they are placed one immediately following the other and the attaching parts for both are covered by a single listing under the second item.

9. DEFINITION OF LOCATIONAL TERMS. All like parts pertinent to the vehicle which are not interchangeable are designated *left* or *right* with respect to the vehicle when it is viewed from the rear facing forward. The front of the vehicle is the direction faced by the driver. All engine parts, *left* or *right*, *front* or *rear*, are designated from a position at the rear of the engine facing forward. The flywheel end is the rear of the engine.

10. DESCRIPTION. All items are listed with their complete nomenclature, with the exception noted in *a* below. *a.* Items appearing within a subgroup that lists components of and items related to only 1 assembly or subassembly automatically assume as part of their official nomenclature the title of the pertinent subgroup. (Example—"GASKET, sediment bowl," is an entry in subgroup 0302. The complete nomenclature of the item is "GASKET, fuel pump sediment bowl," "Fuel Pump" being the subgroup title.) Exceptions to this rule are those items which have SNL type reference symbols other than "G," or items which have dimensional nomenclature, or items in which the noun is identical to the subgroup heading.

b. Items appearing within a subgroup that lists *more than one* assembly or *more than one* group of related items, are listed with their complete nomenclature (Example—"SWITCH, ignition, assembly" is an entry in subgroup 0607. The complete nomenclature of the item is as shown, while the title of the subgroup is "Instrument Panel Gages, Switches, and Circuit Breakers.")

11. ABBREVIATIONS. The following abbreviations appear in this catalog:

adj.....	adjustable, adjusting	hv-duty.....	heavy duty
alloy-S.....	alloy steel	ID.....	inside diameter
al-oxide.....	aluminum oxide	in.....	inch (es)
amp.....	ampere	incand.....	incandescent
assy.....	assembly	jt.....	joint
AWG.....	American Wire Gage	lb.....	pound (s)
bbl.....	barrel	lg.....	long
bn.....	battalion	lgh.....	length
br.....	brass	LH.....	left hand
brg.....	bearing	lt.....	light
btry.....	battery	lubr.....	lubrication
cal.....	caliber	mach.....	machine
cand-bay-base.....	candelabra bayonet base	med.....	medium
cap.....	capacity	mfd.....	microfarad
cd.....	cadmium	mfr's.....	manufacturer's
comp.....	complete	min.....	miniature
cop.....	copper	min-bay-base.....	miniature bayonet base
cp.....	candlepower	mm.....	millimeter
dbl-tun-fil.....	double tungsten filament	mmfd.....	micromicrofarad
dc.....	direct current	MWO.....	Modification Work Order
deg.....	degree	N.....	National Thread Form
diam.....	diameter	NC.....	National Coarse Thread
elec.....	electric, electrical	neg.....	negative
ext-teeth.....	external teeth (lock washer)	NF.....	National Fine Thread
fil.....	filament	NPT.....	National Taper Pipe Thread
fil-hd.....	fillister head	NS.....	National Form Thread, Special Pitch
flex.....	flexible	od.....	olive drab
ft.....	foot	OD.....	outside diameter
gal.....	gallon	opng.....	opening (s)
hex.....	hexagonal	oz.....	ounce (s)
hex hd.....	hexagon head	phos-ctd.....	phosphate coated
hdl.....	handle	pkg.....	package
hr.....	hour	pos.....	positive
hv.....	heavy	pr.....	pair

pt. pint
 pt. point
 qt. quart
 rd. round
 rd-end. round end
 rd-pt. round point
 rect. rectangular
 RH. right hand
 rtc. ratchet
 S. steel
 SAE. Society of Automotive Engineers
 sgle. single
 sgle-hd. single head
 sgle-tun-fil. single tungsten filament
 s-fin. semifinished

sp. special
 sq. square
 sq-hd. square head
 SR. Special Regulations
 stght. straight
 thd. thread, threaded
 thk. thick
 tnd. tinned
 trp. troop
 v. volt
 w/. with
 w/o. without
 yd. yard
 zn-pltd. zinc plated

12. MANUFACTURERS' SYMBOLS. The following is a list of symbols preceding the part number for manufacturers appearing in this catalog:

<i>Symbol</i>	<i>Manufacturer</i>
AC	A C Spark Plug Div (GMC)
AL	Electric Auto-Lite Co (The)
BX	Bendix Products Div
CA	Columbus Auto Parts Co
CB	The Electric Auto Lite Co, Lamp Div
CNC	Cinch Mfg Corp
DM	Douglas Mfg Co
DTC	Tobe Deutschmann Corp
FM	Ford Motor Co
FR	Fram Corp
HH	Houdaille Hershey Corp
HLH	Holland Hitch Co
HP	Harris Products Co
HR	Harrison Radiator Div
KHW	Kelsey Hayes Wheel Co
KS	Kings-Seely Corp

<i>Symbol</i>	<i>Manufacturer</i>
LK	Link-Belt Co
LO	Wagner Electric Co
MAE	Monroe Auto Equipment Co
MW	Motor Wheel Corp
PU	Purolator Products, Inc
RG	Ross Gear & Tool Co
RMC	Rich Mfg Corp
SP	Dana Corp
SPW	Sparks-Withington Co
TP	Thompson Products, Inc
TRI	Trico Products Corp
TRU	American Chain & Cable Co
WEB	Warner-Electric Brake Mfg Co
WG	Warner Gear Div
WO	Willys-Overland Motors, Inc

13. SUGGESTIONS. Notice of discrepancies or suggested changes should be directed to the Chief of Ordnance, Washington 25, D.C., ATTENTION: ORDFM-Pub.

(1)	(2)	(3)	(4)	(5)	(6)	(7)
STOCK NO.	MANUFACTURER'S PART NO.	ORDNANCE PART NO.	DESCRIPTION	UNIT OF ISSUE	ORGANIZATIONAL ALLOWANCES PER SET ON VEHICLE MATERIAL 5701321	REFERENCE SYMBOLS
			SET, ON VEHICLE MATERIAL			
			The set listed hereunder is issued initially with the major item.			
G503-5701321	5701321	SET, on vehicle material ¹	set	NX
			A complete list of components of this set are listed under the subheadings below. These components may be requisitioned separately, for replacement purposes, under their individual stock number.			
			SPARE PARTS FOR TRUCK			
G503-7387807	KHW-33702 WO-801762	7387807	RIM, w/DISK (16 x 4.50 E, safety type).	ea	1	X
H014-0511250	511250	TIRE, pneumatic, truck and bus, 6-ply, mud and snow tread, 6.00-16 (new).	ea	1	H-14 X
H014-0519246	519246	TUBE, pneumatic tire, truck and bus, 6.00-16 (new).	ea	1	H-14 X
			TOOLS AND EQUIPMENT FOR TRUCK			
41-B-15	41-B-15	BAG, tool, empty	ea	1	J-17 NX
			CATALOG, ORD 7 SNL G-503, Organizational Maintenance Allowances ² .	ea	1	AG X
			FORM (ENVELOPE), WDAGO No. 478 MWO and major unit assy replacement record and organizational equipment file ² .	ea	1	AG NX
41-J-66	41-J-66	JACK, automobile, screw type, cap 1½ ton.	ea	1	J-17 NX
			MANUAL, technical, 9-803 ²	ea	1	AG X
			ORDER, lubr, 9-803 ²	ea	1	AG X
41-P-1652	41-P-1652	PLIERS, comb, slip jt, w/cutter, nominal size 8 in.	ea	1	J-17 NX
41-S-1076	41-S-1076	SCREWDRIVER, common, hv-duty, integral hdl, lgh of blade 6 in., width of blade ⅜ in., lgh overall 11¼ in.	ea	1	J-17 NX
41-W-487	41-W-487	WRENCH, adj, sgle open end, jaw opng 1⅝ in., lgh 10 in.	ea	1	J-17 NX
41-W-1962-50	41-W-1962-50	WRENCH, plug, stght, bar, sq, size of plug ⅜ in., lgh overall 2½ in. (drain and filler plugs).	ea	1	J-17 NX
41-W-3837-25	41-W-3837-25	WRENCH, wheel stud nut, sgle-hd off-socket, hex, size of opng ¾ in., lgh 9¼ in.	ea	1	J-17 NX
			EQUIPMENT ISSUED BY OTHER TECHNICAL SERVICES			
58-1603.010-700	BRACKET, fire extinguisher, carbon tetrachloride, 1 qt (wall type).	ea	1	ENG X
58-4276.300-005	EXTINGUISHER, fire, carbon tetrachloride, hand, 1 qt, w/o brackets ³ .	ea	1	ENG NX

For explanation of footnotes, see NOTES, page 96.

(1) STOCK NO.	(2) FEDERAL ITEM IDENTIFICATION NO.	(3) MANUFACTURER'S PART NO.	(4) ORDNANCE PART NO.	(5) DESCRIPTION	(6) UNIT OF ISSUE	(7) QUANTITY IN-CORP. IN UNIT	(8) ORGANIZATIONAL ALLOWANCES				(9) REFERENCE SYMBOLS
							NO. OF MAJOR ITEMS PER				
							CO, BTRY OR TRP		BN		
							1-15 (a)	16-35 (b)	36-85 (c)	86-188 (d)	
ORGANIZATIONAL SPARE PARTS FOR TRUCK											
GROUP 01—ENGINE											
0100—Engine Assembly											
G503-7371132		WO-A146 FM-GPW6043	7371132	BRACKET, mounting, rear, assy.....	ea	1			%	%	X
H001-5454481	018-0118		810118	BOLT, mach, 3/8-16NC-3 x 5/8.....	ea	3			%	%	H-1 X
H001-5454521			180120	SCREW, cap, 3/8-16NC-3 x 3/4.....	ea	1			%	%	H-1 X
H001-7025741			120382	WASHER, lock, 3/8 in.....	ea	4			%	%	H-1 X
G503-7371133		TRU-SA2840-1 WO-A5125 FM-GPW6044	7371133	CABLE, stay (mounting), assy.....	ea	1	%	%	%	%	X
H001-4027541			225831	NUT, hex, 3/8-24NF-2.....	ea	2	%	%	%	%	H-1 X
H001-4057591			107823	NUT, jam, 3/8-24NF.....	ea	1	%	%	%	%	H-1 X
H001-7043741			120394	WASHER, plain, 3/8 in.....	ea	3	%	%	%	%	H-1 X
G503-7371224		WO-A6156 FM-GPW6040B	7371224	CUSHION, support rear (mounting).....	ea	1			%	%	X
H001-4027541			225831	NUT, hex, 3/8-24NF-2.....	ea	2			%	%	H-1 X
H001-7025741			120382	WASHER, lock, 3/8 in.....	ea	2			%	%	H-1 X
G503-7347336		WO-A1388	7347336	ENGINE, w/ACCESSORIES, assy (chain drive) (issue until stock is exhausted, then use ENGINE 7369924).	ea					†	X
G503-7371086		WO-A5497 FM-GPW6005	7371086	ENGINE, w/ACCESSORIES, assy (chain drive) (issue until stock is exhausted, then use ENGINE 7369924).	ea					†	X
G503-7717241		WO-646865	7717241	ENGINE, w/ACCESSORIES, assy (gear drive) (issue until stock is exhausted, then use ENGINE 7369924).	ea					†	X
G503-7743777		WO-647845	7743777	ENGINE, w/ACCESSORIES, assy (gear drive) (issue until stock is exhausted, then use ENGINE 7369924).	ea					†	X
G503-7369924		WO-804050 WO-A9490	7369924	ENGINE, w/ACCESSORIES, assy (gear drive). Incl. des: 1 BELT, fan and generator	ea	1			%	%	X

	WO-A7844		1 CABLE SET, ignition							
	WO-647843		1 CARBURETOR							
	WO-A1126		1 COCK, drain, cylinder							
	WO-649712		1 COIL, ignition							
	WO-642918		1 DISK, clutch, w/FACINGS							
	WO-9075		1 DISTRIBUTOR							
	WO-A447		1 FAN, cooling							
	WO-A1229		1 FILTER, oil							
	WO-A7503		1 FLYWHEEL							
	WO-A5992		1 GENERATOR							
	WO-A439		1 HOUSING, clutch							
	WO-A1192		1 HOUSING, thermostat							
	WO-A1325		1 LINE, flexible, fuel pump to gas line							
	WO-A1369		1 LINE, fuel pump to carburetor							
	WO-A1197		1 LINE, oil filter inlet							
	WO-A1198		1 LINE, oil filter outlet							
	WO-A1165		1 MANIFOLD, intake and exhaust							
	WO-801148		1 PIPE, oil filler							
	WO-642622		1 P L A T E , pressure, clutch, w/COVER							
	WO-638647		4 PLUG, spark, w/GASKET							
	WO-645623		1 PULLEY, fan and generator drive							
	WO-635623		1 PULLEY, fan and water pump							
	WO-A1639		1 PULLEY, generator							
	WO-A15756		1 PUMP, fuel							
	WO-649844		1 PUMP, water							
	WO-A1124		1 SHIELD, fan pulley							
	WO-A1245		1 STARTER							
	WO-637646		1 THERMOSTAT							
G503-7371418	WO-A1537 FM-GPW18387	7371418	GASKET SET, valve grind (Used w/ENGINES, WO-A1388 and WO-A5497) (issue until stock is exhausted, then use GASKET SET 7371419).	ea					†	X
G503-7371419	WO-A17402 FM-GPW18387B	7371419	GASKET SET, valve grind (Used w/ENGINES WO-A1388 and WO-A5497) Composed of:	ea	%	%	1	1		X
	WO-A8558 FM-GPW6051B		1 GASKET, cylinder head (subgroup 0101) ⁴							
	WO-634814 FM-GPW9450		1 GASKET, exhaust pipe flange (subgroup 0401) ⁴							
	WO-638640 FM-GPW9448		1 GASKET, intake and exhaust manifold (subgroup 0108) ⁵							
	WO-634811 FM-GPW9435		1 GASKET, intake manifold to exhaust manifold (subgroup 0108) ⁵							

(1) STOCK NO.	(2) FEDERAL ITEM IDENTIFI- CATION NO.	(3) MANUFACTURER'S PART NO.	(4) ORDNANCE PART NO.	(5) DESCRIPTION	(6) UNIT OF ISSUE	(7) QUAN- TITY IN- CORP. IN UNIT	(8) ORGANIZATIONAL ALLOWANCES				(9) REFERENCE SYMBOLS
							NO. OF MAJOR ITEMS PER				
							CO, BTRY OR TRP		BN		
							1-15 (a)	16-35 (b)	36-85 (c)	86-186 (d)	
				ORGANIZATIONAL SPARE PARTS FOR TRUCK—Continued							
				GROUP 01—ENGINE—Continued							
				0100—Engine Assembly—Continued							
G503-7371419		WO-A17402 FM-GPW18387B	7371419	GASKET SET, valve grind—Continued							
		WO-637863 FM-GPW01A12410	150189	4 GASKET, spark plug (subgroup 0605) ⁴							
		WO-630305 FM-GPW6521		1 GASKET, valve spring compart- ment cover (subgroup 0105.2) ⁴							
		WO-51875 FM-GPW6555		2 GASKET, valve sprirg compart- ment cover screw (subgroup 0105.2) ⁴							
		WO-630299 FM-GPW6648		1 GASKET, valve spring cover to ventilator (subgroup 0106.5) ⁴							
		WO-639650 FM-GPW8255		1 GASKET, water outlet elbow (subgroup 0503) ⁴							
G503-7744322		WO-640635	7744322	GASKET SET, valve grind (Used w/EN- GINES WO-646865, WO-647845, and WO-804050). Composed of:	ea		%	%	1	1	X
		WO-A6357		1 GASKET, carburetor insulator (subgroup 0301) ⁴							
		WO-638540		1 GASKET, cylinder head (sub- group 0101) ⁴							
		WO-634814		1 GASKET, exhaust pipe flange (subgroup 0401) ⁴							
		WO-638640		1 GASKET, intake and exhaust manifold (subgroup 0108) ⁵							
		WO-634811		1 GASKET, intake to exhaust manifold (subgroup 0108) ⁵							
		WO-637863	150189	4 GASKET, spark plug (subgroup 0605) ⁴							
		WO-630305		1 GASKET, valve spring compart- ment cover (subgroup 0105.2) ⁴							

	WO-51875		2 GASKET, valve spring compartment cover screw (subgroup 0105.2) ⁴												
	WO-630299		1 GASKET, ventilator to valve spring compartment cover (subgroup 0106.5) ⁴												
	WO-639650		1 GASKET, water outlet elbow (subgroup 0503) ⁴												
G503-7371131	WO-A7498 FM-GPW6038A	7371131	INSULATOR, front mounting support, assy.	ea	2				%	%					X
H001-4167561		120368	NUT, hex, 5/16-24NF-2	ea	4				%	%				H-1	X
H001-4167681		120371	NUT, hex, 1/2-20NF-2	ea	2				%	%				H-1	X
H001-5419861		121661	SCREW, cap, 5/16-24NF-3 x 1	ea	4				%	%				H-1	X
H001-7025711		120214	WASHER, lock, 5/16 in.	ea	4				%	%				H-1	X
H001-7025801		120384	WASHER, lock, 1/2 in.	ea	2				%	%				H-1	X
G503-7368265	WO-A1051 FM-GPW6098	7368265	SHIM, front support insulation (cushion)	ea					%	%					X
0101—Cylinder Head and Block															
H106-0103647		103647	COCK, drain, 1/4 in male pipe end (cylinder block).	ea	1	%	%	%	%	%				H-6	X
G503-0194018	WO-638678 FM-GPW6051		GASKET, cylinder head (issue until stock is exhausted, then use GASKET 7343162).	ea										†	X
G503-7343162	WO-A8558 FM-GPW6051B	7343162	GASKET, cylinder head (Used w/ENGINES WO-A1388 and WO-A5497) (also available as part of GASKET SET 7371419).	ea	1	%	%	%	%	%					X
G503-7741412	WO-638540	7741412	GASKET, cylinder head (Used w/ENGINES WO-646865, WO-647845 and WO-804050) (also available as part of GASKET SET 7744322).	ea	1	%	%	%	%	%					X
G503-7371134	WO-A1534 FM-GPW6050	7371134	HEAD, cylinder, assy (Used w/ENGINES WO-A1388 and WO-A5497).	ea	1				%%	%%					X
G503-7741411	WO-640149	7741411	HEAD, cylinder, assy (Used w/ENGINES WO-646865, WO-647845, and WO-A804059).	ea	1				%%	%%					X
G503-7371136	WO-638635 FM-GPW6065	7371136	BOLT, hex-hd (1/16-14NC-2 x 2 3/4 in) (issue until stock is exhausted, then use STUD 7371138).	ea										†	X
G503-7741422	WO-A1550	7741422	NUT	ea	1	%	%	%	%	%					X
G503-5333811	WO-638539 FM-351025S7S8	A333811	NUT, sp, hex, (1 1/16 in) S, zn-pltd, 1/16-20NF-4.	ea	14	%	%	%	%	%					X
G503-7371137	WO-349368 WO-A1549 FM-GPW6066	7371137	STUD, S, cd or zn-pltd, 1/16-14NC x 1/16-20NF x 3 7/16.	ea	14	%	%	%	%	%					X

For explanation of footnotes, see NOTES, page 96.

(1) STOCK NO.	(2) FEDERAL ITEM IDENTIFI- CATION NO.	(3) MANUFACTURER'S PART NO.	(4) ORDNANCE PART NO.	(5) DESCRIPTION	(6) UNIT OF ISSUE	(7) QUAN- TITY IN- CORP. IN UNIT	(8) ORGANIZATIONAL ALLOWANCES				(9) REFERENCE SYMBOLS
							NO. OF MAJOR ITEMS PER				
							CO, BTRY OR TRP		BN		
							1-15 (a)	16-35 (b)	36-85 (c)	86-186 (d)	
ORGANIZATIONAL SPARE PARTS FOR TRUCK—Continued											
GROUP 01—ENGINE—Continued											
0101—Cylinder Head and Block—Continued											
G503-7741411	WO-640149	7741411	HEAD, cylinder, assy—Continued							
G503-7371138	WO-A1548 FM-GPW6067	7371138	STUD, S, cd or zn-pltd, 1/16-14NC x 1/16-20NF x 3 7/8.	ea	1	%	%	%	%	X
G503-7324919	WO-376373	7324919	PLUG, pipe, countersunk, 3/8 in (cylinder block oil line).	ea	2	%	%	X
0102—Crankshaft											
G503-7371228	WO-334103 FM-GPW6353	7371228	GASKET, oil slinger (Used w/ENGINES WO-A1388 and WO-A5497).	ea	1	1	1	X
G503-7371163	WO-387633 FM-GPW6319	7371163	NUT, front w/PIN, assy (hand crank).....	ea	1	%	%	X
G503-7371280	WO-637098 FM-GPW6700	7371280	PACKING, front end (in chain cover) (Used w/ENGINES WO-A1388 and WO- A5497).	ea	1	1	1	X
G503-7371162	WO-638113 FM-GPW6312	7371162	PULLEY, fan and generator drive (used on vehicles equipped with 6 volt generator) (issue until stock is exhausted, then use PULLEY 7744470).	ea	†	X
G503-7744470	WO-645623	7744470	PULLEY, fan and generator drive (used on vehicles equipped with 6 volt generator).	ea	1	%	%	X
G503-7713390	FM-GPWS6312	7713390	PULLEY, fan and generator drive (used on vehicles equipped with 12 volt generator).	ea	1	%	%	X
G503-7371158	WO-375920 FM-GPW6287	7371158	RETAINER, (front) packing (used w/EN- GINES WO-A1388 and WO-A5497).	ea	1	1	1	X
G503-7744469	WO-643839	7744469	SEAL, oil, front (used w/ENGINES WO- 646865, WO-647845, and WO-804050) (issue until stock is exhausted, then use SEAL 7375028).	ea	†	X
G740-7375028	WO-647468	7375028	SEAL, oil, front (used w/ENGINES WO- 646865, WO-647845, and WO-804050).	ea	1	1	1	X

G503-7371376	WO-A1124	7371376	SHIELD (fan drive) pulley.....	ea	1			%	%		X
G503-7371226	WO-630262	7371226	SHIM, adj (front) (0.002).....	ea	†			1	1		X
	FM-GPW6342B										
G503-7371161	WO-375877	7371161	SLINGER, oil.....	ea	1			1	1		X
	FM-GPW6310										
G503-7743818	WO-A6701	7743818	WASHER, fan pulley shield retaining bolt..	ea	6			%	%		X
G503-7336451	WO-A1125	7336451	WASHER (fan) pulley shield.....	ea	6			%	%		X
G503-7371160	WO-634796	7371160	WASHER, thrust.....	ea	1			1	1		X
	FM-GPW6308										
0103—Flywheel											
G503-7371501	WO-375217	7371501	COVER (housing) timing hole.....	ea	1	%	%	%	%		X
H101-0172427		172427	SCREW, tapping, ¼-20NC-2 x ½.....	ea	1	%	%	%	%	H-1	X
H001-7025681		120380	WASHER, lock, ¼ in.....	ea	1	%	%	%	%	H-1	X
0105.1—Valves											
G740-7375032	WO-800827	7375032	CAP, rotator (exhaust).....	ea	4	%	%	1	1		X
G740-7375033	WO-800826	7375033	LOCK (exhaust), valve spring retainer.....	ea	8	%	%	2	2		X
G503-7371238	WO-375994	7371238	LOCK (intake), valve spring retainer, lower..	ea	8	%	%	2	2		X
	FM-GPW6546										
G740-7375034	WO-800828	7375034	RETAINER (exhaust), valve spring.....	ea	4	%	%	1	1		X
G503-7371236	WO-637044	7371236	RETAINER (intake), valve spring, lower...	ea	4	%	%	1	1		X
	FM-GPW6514										
G503-7371235	WO-638636	7371235	SPRING.....	ea	8	%	%	1	1		X
	FM-GPW6513										
G503-7036580	RMC-A366	7036580	VALVE, exhaust (issue until stock is exhausted, then use VALVE 7375035, CAP 7375032, LOCK 7375033, and RETAINER 7375034).	ea						†	X
	WO-637183										
	FM-GPW6505										
G740-7375035	WO-800829	7375035	VALVE, exhaust (rotor type).....	ea	4	%	%	1	1		X
G503-7036579	RMC-A365	7036579	VALVE, intake.....	ea	4	%	%	1	1		X
	WO-637182										
	FM-GPW6507										
0105.2—Tappets											
G503-7368266	WO-639044	7368266	COVER, (compartment) (issue until stock is exhausted, then use COVER 7371237).	ea						†	X
	FM-GPW6519										
G503-7371237	WO-630303	7371237	COVER, valve spring (compartment).....	ea	1	%	%	%	%		X
G503-7741420	WO-6455093	7741420	BOLT, hex-hd, S, 5/16-18NC x 3 1/16 (Used w/ENGINES WO-646865 and WO-647845).	ea	1	%	%	%	%		X
G503-7741421	WO-645094	7741421	BOLT, hex-hd, S, 5/16-18NC-2 x 9/16 (Used w/ENGINES WO-646865 and WO-647845).	ea	1	%	%	%	%		X
G503-7324839	WO-639052	7324839	BOLT, hex-hd, S, 5/16-18NC-2 x 3 1/16 (rear) (Used w/ENGINES WO-A1388 and WO-A5497).	ea	1	%	%	%	%		X
	FM-355452S										

(1)	(2)	(3)	(4)	(5)	(6)	(7)	(8)				(9)
STOCK NO.	FEDERAL ITEM IDENTIFICATION NO.	MANUFACTURER'S PART NO.	ORDNANCE PART NO.	DESCRIPTION	UNIT OF ISSUE	QUANTITY IN CORP. UNIT	ORGANIZATIONAL ALLOWANCES				REFERENCE SYMBOLS
							NO. OF MAJOR ITEMS PER				
							CO, BTRY OR TRP		BN		
1-15 (a)	16-35 (b)	36-85 (c)	86-186 (d)								
ORGANIZATIONAL SPARE PARTS FOR TRUCK—Continued											
GROUP 01—ENGINE—Continued											
0105.2—Tappets—Continued											
COVER, valve spring—Continued											
G503-7324838	WO-632158 FM-355451S	7324838	BOLT, hex-hd, S, 5/16-18NC-2 x 4 1/8 (front) (Used w/ENGINES WO-A1388 and WO-A5497).	ea	1	%	%	%	%	X
G503-0194032	WO-51875 FM-GPW6555A	GASKET, valve (compartment), cover bolt (also available as part of GASKET SETS 7744322 and 7371419).	ea	2	1	1	1	1	X
G503-0194022	WO-630305 FM-GPW6521	GASKET, valve spring (compartment), cover (also available as part of GASKET SETS 7744322 and 7371419).	ea	1	1	1	1	1	X
G503-7371258	WO-640020 FM-GPW6549B	7371258	SCREW, adjusting, valve tappet (clearance).	ea	8	%	%	1	1	X
0105.3—Camshaft											
G503-7741408	WO-641055	7741408	PLATE, thrust (Used w/ENGINES WO-646865, WO-647845, and WO-804050) (issue until stock is exhausted, then use PLATE 7744320).	ea	†	X
G503-7744320	WO-644963	7744320	PLATE, thrust (Used w/ENGINES WO-646865, WO-647845, and WO-804050).	ea	1	1	1	X
H001-5454521	180120	SCREW, cap, 3/8-16NC-3 x 3/4	ea	2	%	%	H-1 X
H001-7017681	138489	WASHER, lock, external teeth, 3/8 in.	ea	2	%	%	H-1 X
G503-7371153	WO-375907 FM-GPW6243	7371153	PLUNGER, thrust (Used w/ENGINES WO-A1388 and WO-A5497).	ea	1	1	1	X
G503-7741407	WO-641049	7741407	SPACER, thrust plate (Used w/ENGINES WO-686865, WO-647845, and WO-804050).	ea	1	1	1	X
G503-7371154	WO-375908 FM-GPW6244	7371154	SPRING, thrust plunger (Used w/ENGINES WO-A1388 and WO-A5497).	ea	1	1	1	X

G503-7371155	WO-375900 FM-GPW6245	7371155	WASHER, thrust (sprocket) (Used w/ENGINES WO-A1388 and WO-A5497).	ea	1	1	1			X
0105.5—Timing Chain and Gears												
G503-7036574	LK-S40936 WO-638457 FM-GPW6260	7036574	CHAIN, drive, camshaft (timing) (Used w/ENGINES WO-A1388 and WO-A5497).	ea	1	1	1			X
G503-7371087	FM-GPW6016	7371087	COVER, timing chain, assy (Used w/ENGINES WO-A1388 and WO-A5497) (issue until stock is exhausted, then use COVER 7371135).	ea	†			X
G503-7371135	WO-A1190 FM-GPW6054	7371135	COVER, timing chain, assy (Used w/ENGINES WO-A1388 and WO-A5497).	ea	1	1	1			X
G503-7741409	WO-643842B	7741409	COVER, timing gear, assy (Used w/ENGINES WO-646865, WO-647845, and WO-804050).	ea	1	1	1			X
H001-5455221	018-1635	181635	BOLT, mach, $\frac{3}{8}$ -24NF-3 x $\frac{3}{4}$	ea	3	%	%	H-1		X
H001-5455261	018-1637	181637	BOLT, mach, $\frac{3}{8}$ -24NF-3 x 1.....	ea	1	%	%	H-1		X
H001-4027541	225831	NUT, hex, $\frac{3}{8}$ -24NF-2.....	ea	8	%	%	H-1		X
H001-1312481	113237	STUD, $\frac{3}{8}$ -16NC ($\frac{9}{16}$) x $\frac{3}{8}$ -24NF-2 ($\frac{5}{8}$) x $1\frac{5}{16}$.	ea	4	%	%	H-1		X
H001-7025741	120382	WASHER, lock, $\frac{3}{8}$ in.....	ea	8	%	%	H-1		X
G503-7371088	WO-630359 FM-GPW6020	7371088	GASKET, front plate to cylinder block (Used w/ENGINES WO-A1388 and WO-A5497).	ea	1	1	1			X
G503-7741427	WO-641096	7741427	GASKET, front plate to cylinder block (Used w/ENGINES WO-646865, WO-647845, and WO-804050).	ea	1	1	1			X
G503-7371159	WO-630365 FM-GPW6288	7371159	GASKET, timing chain (or gear) cover.....	ea	1	1	1			X
G503-7741419	WO-641283	7741419	GEAR, driven, camshaft (Used w/ENGINES WO-646865, WO-67845,4 and WO-804050).	ea	1	1	1			X
H001-5421941	122260	SCREW, cap, $\frac{1}{16}$ -14NC-3 x $1\frac{1}{8}$	ea	1	%	%	H-1		X
H101-0131100	131100	WASHER, lock, $\frac{1}{16}$ in.....	ea	1	%	%	H-1		X
G503-7741406	WO-642520 WO-641048	7741406	WASHER, plain, sp.....	ea	1	1	1			X
G503-7741415	WO-641282	7741415	GEAR, drive crankshaft (Used w/ENGINES WO-646865, WO-647845, and WO-804050).	ea	1	1	1			X
G503-7741426	WO-641143	7741426	PLATE, front, assy (Used w/ENGINES WO-646865, WO-647845, and WO-804050).	ea	1	%	%			X
H001-4027541	225831	NUT, hex, $\frac{3}{8}$ -24NF-2.....	ea	2	%	%	H-1		X
H001-5454521	180120	SCREW, cap, $\frac{3}{8}$ -16NC-3 x $\frac{3}{4}$	ea	3	%	%	H-1		X

(1) STOCK NO.	(2) FEDERAL ITEM IDENTIFI- CATION NO.	(3) MANUFACTURER'S PART NO.	(4) ORDNANCE PART NO.	(5) DESCRIPTION	(6) UNIT OF ISSUE	(7) QUAN- TITY IN- CORP. IN UNIT	(8) ORGANIZATIONAL ALLOWANCES				(9) REFERENCE SYMBOLS	
							NO. OF MAJOR ITEMS PER					
							CO, BTRY OR TRP		BN			
							1-15 (a)	16-35 (b)	36-85 (c)	86-188 (d)		
ORGANIZATIONAL SPARE PARTS FOR TRUCK—Continued												
GROUP 01—ENGINE—Continued												
0105.5—Timing Chain and Gears—Continued												
PLATE, front, assy—Continued												
H001-1312481			113237	STUD, $\frac{3}{8}$ -16NC ($\frac{9}{16}$) x $\frac{3}{8}$ -24NF-2 ($\frac{5}{8}$) x $1\frac{5}{16}$.	ea	2			%	%	H-1	X
H001-7017681			138489	WASHER, lock, external teeth, $\frac{3}{8}$ in...	ea	3			%	%	H-1	X
H001-7025741			120382	WASHER, lock, $\frac{3}{8}$ in.....	ea	2			%	%	H-1	X
G503-7371089		WO-A1463	7371089	PLATE, mounting front, assy (Used w/EN- GINES WO-A1388 and WO-A5497).	ea	1			%	%		X
G503-7741414		WO-641281	7741414	SPACER, camshaft (crankshaft) gear (Used w/ENGINES WO-646865, WO-647845, and WO-804050).	ea	1			1	1		X
G503-7371176		WO-630727 FM-GPW6342A	7371176	SPACER, camshaft (crankshaft) sprocket (Used w/ENGINES WO-A1388 and WO- A5497).	ea	1			1	1		X
G503-7036571		LK-S351171 FM-GPW6256 WO-638458	7036571	SPROCKET, camshaft, 36 teeth (Used w/ ENGINES WO-A1388 and WO-A5497).	ea	1			1	1		X
G503-7371755		WO-634850 FM-355499S	7371755	BOLT, hex-hd, $\frac{3}{8}$ -24NF-? x $1\frac{1}{4}$	ea	4			1	1		X
G503-7371157		WO-315932 FM-GPW6269	7371157	WASHER, lock sprocket to camshaft ($\frac{3}{8}$ in).	ea	4			1	1		X
G503-7036572		LK-S35116-1 WO-638459 FM-GPW6306	7036572	SPROCKET, crankshaft, 18 teeth (Used w/ ENGINES WO-A1388 and WO-A5497).	ea	1			1	1		X
0106.1—Oil Pump												
G503-7371270		WO-634813 FM-GPW6642	7371270	GASKET, relief (valve) spring retainer (also available as part of GASKET SETS 7376362).	ea	1	%	%	%	%		X
G503-7371275		EAT-ER7200 WO-630518 FM-GPW6663	7371275	PLUNGER, relief.....	ea	1	%	%	%	%		X

G503-7371271	WIL-ER7154 WO-630390 FM-GPW6644	7371271	RETAINER, relief plunger (valve) spring...	ea	1	%	%	%	%		X
G503-7371268	WO-630389 FM-GPW6628	7371268	SHIM (pressure) relief plunger (valve) spring.	ea	1	%	%	%	%		X
G740-7372586	WIL-ER7196 WO-645628	7372586	SPRING, relief plunger (pressure relief valve) (Used w/PUMP 7375072 and 7744586).	ea	1	%	%	%	%		X
G503-7371273	WO-356155 FM-GPW6654	7371273	SPRING, relief plunger (valve) (Used w/ PUMP 7371260 and 7741410).	ea	1	%	%	%	%		X
0106.2—Oil Filter												
G740-7372588	WO-A1247 FM-GPW18663	7372588	BRACKET, mounting (on engine) (issue until stock is exhausted, then use BRACK- ET 7372588).	ea	↑	X
G740-7372588	WO-800313	7372588	BRACKET, mounting (on engine).....	ea	1	1	1		X
G503-7743537	WO-A1251 FM-GPW18664 FM-GPW18664A	7743537	CLAMP, assy.....	ea	2	1	1		X
H001-5453821	018-1595	181595	BOLT, mach, $\frac{5}{16}$ -24NF-3 x $\frac{3}{4}$ (clamp to bracket).	ea	4	%	%	H-1	X
H001-4027521	221157	NUT, hex, $\frac{5}{16}$ -24NF-2 (clamp to bracket)	ea	4	%	%	H-1	X
H101-0120373	120373	NUT, sq, $\frac{5}{16}$ -18NC-2 (clamp to filter screw).	ea	2	%	%	H-1	X
H001-5150831	133129	SCREW, mach, $\frac{5}{16}$ -18NC-2 x $2\frac{1}{2}$ (clamp to filter).	ea	2	%	%	H-1	X
H001-7025711	120214	WASHER, lock, $\frac{5}{16}$ in (clamp to bracket)	ea	4	%	%	H-1	X
H001-7043711	120393	WASHER, plain, $\frac{5}{16}$ in (clamp to bracket).	ea	4	%	%	H-1	X
G509-0131990	PU-25791 WO-A1231 FM-GPW18687A	B245928	COVER, assy.....	ea	1	%	%	1	1		X
H016-054046	8-E-1000	ELEMENT, oil filter.....	ea	1	1	2	2	3	H-16	X
H016-0540501	540501	FILTER, oil, assy (w/o clamp).....	ea	1	1	1	H-16	X
G503-0194033	FR-11582 PU-25802 WO-A1235	7039934	GASKET, cover.....	ea	1	1	2	2	3		X
G503-7703975	PU25756 WO-A1233 FM-GPW18675A	7703975	GASKET, cover bolt (screw).....	ea	1	1	2	2	3		X
G518-7000997	WO-345961 FM-GPW13434	7000997	GROMMET, rubber, $1\frac{13}{32}$ ID, split (bracket).	ea	1	%	%		X
G503-7521238	PU-25795 WO-A1237 FM-358040S	7521238	PLUG, drain.....	ea	1	%	%	%	%		X
G532-7744158	PU-25755 WO-A1232	7744158	SCREW, sp, hex-hd, $\frac{7}{16}$ -20NF-2 x $1\frac{1}{16}$ (cover).	ea	1	%	%	1	1		X

(1) STOCK NO.	(2) FEDERAL ITEM IDENTIFI- CATION NO.	(3) MANUFACTURER'S PART NO.	(4) ORDNANCE PART NO.	(5) DESCRIPTION	(6) UNIT OF ISSUE	(7) QUAN- TITY IN- CORP. IN UNIT	(8) ORGANIZATIONAL ALLOWANCES				(9) REFERENCE SYMBOLS
							NO. OF MAJOR ITEMS PER				
							CO. BTRY OR TRP		BN		
							1-15 (a)	16-35 (b)	36-85 (c)	86-186 (d)	
ORGANIZATIONAL SPARE PARTS FOR TRUCK—Continued											
GROUP 01—ENGINE—Continued											
0106.2—Oil Filter—Continued											
G503-7702564		PU-25757 WO-A1234 FM-GPW18685A	7702564	SPRING, cover bolt.....	ea	1	%	%	1	1	X
0106.5—Crankcase Ventilation											
G503-7371287		WO-630298 FM-GPW6762	7371287	BAFFLE, ventilator.....	ea	1	%	%	%	%	X
H006-0502912			502912	CLAMP, hose, 1/8 in (air cleaner pipe to oil filler pipe).	ea	2	%	%	%	%	H-6 X
H006-0260850			137422	ELBOW, flared tube, inverted, 90 deg, 5/16 in tube, 1/8 in male pipe end (ventilator line to body).	ea	1	%	%	%	%	H-6 X
H006-0260811			143343	ELBOW, flared tube, inverted, 90 deg, 5/16 in tube, 1/4 in male pipe end (ventilator line to valve).	ea	1	%	%	%	%	H-6 X
G503-7371272		WO-630299 FM-GPW6648	7371272	GASKET, ventilator to valve spring compartment cover (also available as part of GASKET SETS 7371419 and 7744322).	ea	1	%	%	%	%	X
G503-7371328		WO-A6918 FM-GPW6771	7371328	HOSE, air cleaner tube (pipe), to oil filler tube pipe.	ea	1	%	%	%	%	X
G503-7371285		WO-A6922 FM-GPW6756	7371285	LINE, ventilator valve, assy (issue until stock is exhausted, then use LINE 7347770).	ea					†	X
G503-7347770		WO-641083	7347770	LINE, ventilator valve, assy.....	ea	1	%	%	%	%	X
G503-7371289		WO-A6915 FM-GPW6763C	7371289	PIPE, oil filler, assy (issue until stock is exhausted, then use PIPE 7375055).	ea					†	X
G740-7375055		WO-801148	7375055	PIPE, oil filler, assy.....	ea	1	%	%	%	%	X
G503-0407837		WO-A5165 FM-GPW6763B		PIPE, oil filler, assy (funnel type).....	ea	1	%	%	%	%	X
G740-5336400		WO-A6895 FM-GPW6769	A336400	VALVE, ventilator, assy.....	ea	1	%	%	%	%	X

G503-7368267	WO-A5105 FM-GPW6770	7368267	VENTILATOR, crankcase, assy.....	ea	1	%	%	%	%		X
H001-4167561		120368	NUT, hex, 5/16-24NF-2.....	ea	1	%	%	%	%	H-1	X
H101-0213901		213901	SCREW, cap, 5/16-24NF-2 x 5/8.....	ea	1	%	%	%	%	H-1	X
H001-7018711		120638	WASHER, lock, 5/16 in.....	ea	1	%	%	%	%	H-1	X
0106.6—Oil Pan, Gage and Lines											
H004-0327701		120523	CLIP, closed, S, cd or zn-pltd, 3/8 in OD, tube hole for 1/4 in bolt (oil pressure gage to dash).	ea	1	%	%	%	%	H-4	X
H001-4135661		120361	NUT, mach, No 10-24NC-2.....	ea	1	%	%	%	%	H-1	X
H001-5148231		132830	SCREW, mach, No 10-24NC-2 x 3/8....	ea	1	%	%	%	%	H-1	X
H001-7025621		120217	WASHER, lock, No 10.....	ea	1	%	%	%	%	H-1	X
H104-0125928		125928	CLIP, closed, S, cd or zn-pltd, 1/16 in OD tube, hole for 3/8 in bolt (oil filter line to front engine plate).	ea	1	%	%	%	%	H-4	X
H006-0214315		137405	CONNECTOR, flared tube, inverted, 1/4 in tube, 1/8 in male pipe end (oil filter outlet line).	ea	1	%	%	%	%	H-6	X
H006-0260807		137421	ELBOW, flared tube, inverted, 90 deg, 1/4 in tube, 1/8 in male pipe end (oil filter inlet line (1) and oil pressure gage line to block (1)).	ea	2	%	%	%	%	H-6	X
G740-7372557	WO-641050	7372557	FITTING, oil, timing gear (lubricating).....	ea	1			1	1		X
G503-7371290	WO-A6525 FM-GPW6766C	7371290	GAGE, oil level, w/filler CAP, assy (bayonet type) (used with pipe WO-A6915).	ea	1	%	%	%	%		X
G503-0132455	WO-A5168 FM-GPW6766B		GAGE, oil level, w/filler CAP, assy (bayonet type) (used with pipe WO-A5165).	ea	1	%	%	%	%		X
G503-7371284	WO-314338 FM-GPW6734	7371284	GASKET, drain plug (also available as part of GASKET SET WO-A1538).	ea	1	1	1	1	1		X
G503-7371530	WO-A7280 FM-GPW6789	7371530	GASKET, oil filler pipe cap.....	ea	1	%	%	1	1		X
G503-7697867	WO-662420	7697867	GROMMET, water temperature (oil pres- sure) gage (line).	ea	1			%	%		X
G503-0217815	WO-A1197 FM-GPW18667		LINE, flexible, oil filter inlet, assy.....	ea	1	%	%	%	%		X
G503-0217816	WO-A1198 FM-GPW18666		LINE, flexible, oil filter outlet and oil pres- sure gage, assy (line to block).	ea	2	%	%	%	%		X
G503-7371182	WO-A1450 FM-GPW9316	7371182	LINE, oil pressure gage, assy (issue until stock is exhausted, then use TUBING 44-T-5080-15 and 2 NUTS 142432).	ea					†		X
H006-0230210		142432	NUT, flared tube, inverted, 1/4 in (oil pres- sure line to gage).	ea	2	%	%	%	%	H-6	X

(1) STOCK NO.	(2) FEDERAL ITEM IDENTIFICATION NO.	(3) MANUFACTURER'S PART NO.	(4) ORDNANCE PART NO.	(5) DESCRIPTION	(6) UNIT OF ISSUE	(7) QUANTITY IN-CORP. IN UNIT	(8) ORGANIZATIONAL ALLOWANCES				(9) REFERENCE SYMBOLS
							NO. OF MAJOR ITEMS PER				
							CO, BTRY OR TRP		BN		
							1-15 (a)	16-35 (b)	36-85 (c)	86-186 (d)	
ORGANIZATIONAL SPARE PARTS FOR TRUCK—Continued											
GROUP 01—ENGINE—Continued											
0106.6—Oil Pan, Gage and Lines—Continued											
G503-0340661		WO-639979 FM-GPW6727		PLUG, drain, oil pan, 5/8 in.....	ea	1	%	%	%	%	X
H007-0218065			44-T-5080-15	TUBING, seamless, size 1/4 in (oil pressure gage line).	ft	‡	%	%	%	%	H-7 X
0108—Intake and Exhaust Manifolds, and Heat Control											
G503-7371394		WO-636438 FM-GPW9462	7371394	BEARING (bushing type), heat control valve shaft.	ea	2	%	%	%	%	X
G503-7371388		WO-634811 FM-GPW9435	7371388	GASKET, intake to exhaust manifold (issue until stock is exhausted, then use GASKET SET WO-A7835) (also available as part of GASKET SET WO-A17402, WO-640635).	ea					†	X
G503-0194021		WO-638640 FM-GPW9448		GASKET, intake and exhaust manifold (issue until stock is exhausted, then use GASKET SET WO-A7835) (also available as part of GASKET SET WO-A17402, WO-640635).	ea					†	X
G503-0194027		WO-A7835 FM-GPW18323		GASKET SET, manifold.....	ea		%	%	1	1	X
Composed of:											
		FM-GPW9450		1 GASKET, exhaust pipe flange (subgroup 0401) ⁴							
		WO-634814		1 GASKET, intake and exhaust manifold (subgroup 0108) ⁵							
		FM-GPW9448		1 GASKET, intake to exhaust manifold (subgroup 0108) ⁵							
		WO-638640									
		FM-GPW9435									
		WO-634811									
G503-7371396		WO-637211 FM-GPW9465	7371396	KEY, heat control valve (counterweight) lever.	ea	1	%	%	%	%	X

G503-7371392	WO-637210 FM-GPW9458	7371392	LEVER, counterweight, heat control valve spring.	ea	1	%	%	%	%		X
H001-4135661		120361	NUT, mach screw, No 10-24NC-2.....	ea	1	%	%	%	%	H-1	X
H001-5148281		120910	SCREW, mach, No 10-24NC-2 x 3/4....	ea	1	%	%	%	%	H-1	X
G503-7371387	FM-GPW9428	7371387	MANIFOLD, exhaust, with heat control valve, assy (issue until stock is exhausted, then use MANIFOLD 7371502).	ea	1	%	%	%	%		X
G503-7371502	WO-A912 FM-GPW9426	7371502	MANIFOLD, exhaust, w/heat control VALVE, assy.	ea	1	%	%	%	%		X
G503-7371184	FM-GPW9424	7371184	MANIFOLD, intake, assy (issue until stock is exhausted, then use MANIFOLD 7371215).	ea	1	%	%	%	%		X
G503-7371215	WO-A1166 FM-GPW9424B	7371215	MANIFOLD, intake, assy.....	ea	1	%	%	%	%		X
H001-4167601		120369	NUT, hex, 3/8-24NF-2.....	ea	7	%	%	%	%	H-1	X
H101-0215366		215366	SCREW, cap, 5/16-18NC-2 x 1.....	ea	4	%	%	%	%	H-1	X
H101-0111318		111318	STUD, 3/8-16NC(9/16) x 3/8-24NF-2(5/8) x 1 1/16.	ea	2	%	%	%	%	H-1	X
H101-0112209		112209	STUD, 3/8-16NC (9/16) x 3/8-24NF-2(5/8) x 1 15/16.	ea	2	%	%	%	%	H-1	X
G503-7701013	WO-300143 FM-88042S	7701013	STUD, 3/8-16NC-3 (9/16) x 3/8-24NF-2 (5/8) x 1 1/2.	ea	3	%	%	%	%		X
H001-7021771		138538	WASHER, lock, internal teeth, 5/16 in....	ea	4	%	%	%	%	H-1	X
G503-7371389	WO-344732 FM-GPW9443	7371389	WASHER, manifold clamp.....	ea	2	%	%	%	%		X
H006-0283905		219190	PLUG, pipe, 1/4 in (intake manifold).....	ea	2	%	%	%	%	H-6	X
G503-7371391	WO-637206 FM-GPW9456	7371391	SHAFT, heat control valve.....	ea	1	%	%	%	%		X
G503-7371397	WO-637208 FM-GPW9467	7371397	SPRING, heat control valve.....	ea	1	%	%	%	%		X
G503-7371395	WO-639743 FM-GPW9463	7371395	STOP, heat control valve spring.....	ea	1	%	%	%	%		X
G503-7371393	WO-636439 FM-GPW9460	7371393	VALVE, heat control.....	ea	1			%	%		X
G503-7371398	WO-637209 FM-GPW9484	7371398	WASHER, heat control valve spring.....	ea	1	%	%	%	%		X
GROUP 02—CLUTCH											
0200—Housing											
G503-7371341	WO-630103	7371341	COVER, inspection.....	ea	1	%	%	%	%		X
H001-5025501	012-4001	214001	BOLT, mach, 1/4-20NC-2 x 1/2.....	ea	2	%	%	%	%	H-1	X
H001-7017621		121753	WASHER, lock, external teeth, 1/4 in. .	ea	2	%	%	%	%	H-1	X

For explanation of footnotes, see NOTES, page 96.

(1) STOCK NO.	(2) FEDERAL ITEM IDENTIFI- CATION NO.	(3) MANUFACTURER'S PART NO.	(4) ORDNANCE PART NO.	(5) DESCRIPTION	(6) UNIT OF ISSUE	(7) QUAN- TITY IN- CORP. IN UNIT	(8) ORGANIZATIONAL ALLOWANCES				(9) REFERENCE SYMBOLS
							NO. OF MAJOR ITEMS PER				
							CO, BTRY OR TRP		BN		
							1-15 (a)	16-35 (b)	36-85 (c)	86-186 (d)	
ORGANIZATIONAL SPARE PARTS FOR TRUCK—Continued											
GROUP 02—CLUTCH—Continued											
0201—Disk and Pressure Plate											
G503-7741423		WO-642918	7741423	DISK, w/FACING, assy (used w/pressure PLATE 7347772)	ea	1			%%	%%	X
G503-7347772		WO-801300	7347772	PLATE, pressure, w/COVER, assy	ea	1			%%	%%	X
G503-7324841		WO-630129	7324841	SCREW, cap, sp, hex-hd $\frac{5}{16}$ -18NC-2 x 1 $\frac{1}{4}$.	ea	6			%%	%%	X
H001-7025711		FM-355476S	120214	WASHER, lock, $\frac{5}{16}$ in.	ea	6			%	%	H-1 X
0202—Clutch Release Mechanism											
G503-7368260		FM-GPW7509 WO-A180	7368260	BRACKET, control frame (tube) (on frame)	ea	1	%	%	%	%	X
H001-4027521			221157	NUT, hex, $\frac{5}{16}$ -24NF-2	ea	2	%	%	%	%	H-1 X
H101-0213901			213901	SCREW, cap, $\frac{5}{16}$ -24NF-2 x $\frac{5}{8}$	ea	2	%	%	%	%	H-1 X
H001-7025711			120214	WASHER, lock $\frac{5}{16}$ in.	ea	2	%	%	%	%	H-1 X
G503-7371345		FM-GPW7530 WO-A5102	7371345	CABLE, control assy (tube lever to release fork).	ea	1	%	%	%	%	X
H001-0518021			106751	KEY, Woodruff, $\frac{3}{16}$ x $\frac{3}{4}$ (pedal to shaft)	ea	1	%	%	%	%	H-1 X
G503-7371336		FM-GPW7503 WO-A1355	7371336	LEVER, control, w/TUBE, assy	ea	1	%	%	%	%	X
H001-4027521			221157	NUT, hex. $\frac{5}{16}$ -24NF-2 (adjusting control tube lever cable).	ea	1	%	%	%	%	H-1 X
G503-7368262		WO-A1360	7368262	PAD, pedal (w/SHAFT), assy	ea	1	%	%	%	%	X
G503-7371342		FM-GPW7520 WO-A10269 WO-A405	7371342	PEDAL, assy	ea	1	%	%	%	%	X
H001-4027521			221157	NUT, hex, $\frac{5}{16}$ -24NF-2	ea	1	%	%	%	%	H-1 X
H001-4417435			137171	PIN, cotter, $\frac{3}{32}$ x 1	ea	1	%	%	%	%	H-1 X
H101-0215417			215417	SCREW, cap, $\frac{5}{16}$ -24NF-2 x 1 $\frac{3}{4}$	ea	1	%	%	%	%	H-1 X
H001-7025711			120214	WASHER, lock, $\frac{5}{16}$ in.	ea	1	%	%	%	%	H-1 X

G503-7326118	FM-73880S WO-339043	7326118	PIN, clevis, S, $\frac{5}{16}$ x $2\frac{7}{32}$ (control lever cable adjusting yoke).	ea	1	%	%	%	%		X
H001-0811361		108643	PIN, cotter, $\frac{5}{32}$ x $1\frac{3}{8}$ (pedal shaft)	ea	1	%	%	%	%	H-1	X
G503-7371340	FM-GPW7517 WO-A177	7371340	RETAINER, control tube (spring) ($19/32$ thick).	ea	2	%	%	%	%		X
G503-7371343	FM-GPW7521 WO-A499	7371343	ROD, pedal shaft lever to control tube	ea	1	%	%	%	%		X
H001-0811037		103372	PIN, cotter, $\frac{3}{32}$ x $\frac{1}{2}$	ea	2	%	%	%	%	H-1	X
G503-7371337	FM-GPW7512 WO-A887	7371337	SEAL, dust, control tube	ea	2	%	%	%	%		X
G503-7340237	FM-GPW2473 WO-A495	7340237	SHAFT, brake pedal, assy	ea	1	%	%	%	%		X
G170-0213775	FM-GPW7545 WO-A178	A246558	SPRING, helical, accelerator bulkhead bracket (control tube).	ea	1	%	%	%	%		X
G503-0389783	FM-GPW7523 WO-630593		SPRING, retracting, pedal	ea	1	%	%	%	%		X
G170-0392287	FM-GPW7514 WO-A181	A246557	STUD, ball, S (control tube), $\frac{1}{16}$ 14 NC	ea	2	%	%	%	%		X
H101-0219433		219433	NUT, hex, $\frac{1}{16}$ -14NC-2	ea	1	%	%	%	%	H-1	X
H001-7126761		187128	WASHER, lock, $\frac{1}{16}$ in	ea	2	%	%	%	%	H-1	X
G503-7371364	FM-GPW7539 WO-A176	7371364	WASHER (dust seal) control tube (felt) ($\frac{5}{8}$ OD x $\frac{1}{4}$ thick).	ea	2	%	%	%	%		X
G740-7372827	FM-356561S WO-A498	7372827	WASHER, sp, S, $1\frac{1}{32}$ in ID, $1\frac{1}{2}$ in OD, $\frac{1}{8}$ in thk.	ea	3	%	%	%	%		X
G503-7371363	FM-GPW7532 WO-632177	7371363	YOKE, rod end adjustable, control (lever) cable.	ea	1	%	%	%	%		X
GROUP 03—FUEL SYSTEM											
0301—Carburetor											
G503-0131592	CAR-539S WO-A1223		CARBURETOR, assy (issue until stock is exhausted, then use CARBURETOR 7743886).	ea						†	X
G503-7743886	CAR-698S WO-647843	7743886	CARBURETOR, assy	ea	1	%	%	1	1		X
H001-4167601		120369	NUT, hex, $\frac{3}{8}$ -24NF-2	ea	2	%	%	%	%	H-1	X
H101-0111318		111318	STUD, $\frac{3}{8}$ -16NC ($\frac{9}{16}$) x $\frac{3}{8}$ -24NF-2 ($\frac{5}{8}$) x $1\frac{11}{16}$.	ea	2	%	%	%	%	H-1	X
H001-7025741		120382	WASHER, lock, $\frac{3}{8}$ in	ea	2	%	%	%	%	H-1	X
G503-7371358	CAR-1A55S WO-A6357	7371358	GASKET, to intake manifold (flange, w/ DIFFUSER, assy) (also available as part of GASKET SET 7744322).	ea	1	%	%	1	1		X

(1) STOCK NO.	(2) FEDERAL ITEM IDENTIFICATION NO.	(3) MANUFACTURER'S PART NO.	(4) ORDNANCE PART NO.	(5) DESCRIPTION	(6) UNIT OF ISSUE	(7) QUANTITY IN-CORP. IN UNIT	(8) ORGANIZATIONAL ALLOWANCES				(9) REFERENCE SYMBOLS
							NO. OF MAJOR ITEMS PER				
							CO, BTRY OR TRP		BN		
							1-15 (a)	16-35 (b)	36-85 (c)	86-185 (d)	
ORGANIZATIONAL SPARE PARTS FOR TRUCK—Continued											
GROUP 03—FUEL SYSTEM—Continued											
0302—Fuel Pump											
G085-3002200		AC-1523096 WO-115656	C115921	GASKET, (sediment) bowl to cover.....	ea	1	2	2	4	6	X
G503-5261672		AC-838263 WO-638737	A261672	GASKET, fuel pump to cylinder block.....	ea	1	2	3	4	6	X
G503-7744275		AC-1538886 WO-640160	7744275	PUMP, fuel, assy (issue until stock is exhausted, then use PUMP 7735772).	ea					†	X
H001-5453161	018-0078		180078	BOLT, mach, 5/16-18NC-3 x 7/8.....	ea	2	%	%	%	%	H-1 X
H001-7025711			120214	WASHER, lock, 5/16 in.....	ea	2	%	%	%	%	H-1 X
G503-0345876		AC-1537766 WO-A1220		PUMP, fuel, assy (issue until stock is exhausted, then use PUMP 7735772).	ea					†	X
G503-7735772		AC-1538312 WO-A8323	7735772	PUMP, fuel, assy.....	ea	1	1	2	3	4	X
0304—Air Cleaner											
G503-7371404		V.C-A1451 FM-GFW9686A	7371404	BUSHING, air intake horn to air tube and carburetor (issue until stock is exhausted, then use SEALS 7371405 and 7371406).	ea					†	X
G503-7036575		USL-461389 WO-635097 FM-GPW9653	7036575	CLAMP, air cleaner to carburetor hose (pipe to air cleaner hose) (2 9/32 in ID).	ea	2	%	%	%	%	X
G503-7371399		WO-A281 FM-GPW9628	7371399	CLAMP, hose, carburetor to air intake horn (air intake elbow, assy) (2 13/32 ID x 1/2).	ea	1	%	%	%	%	X
H006-0502922			502922	CLAMP, hose, 2 1/4 in (carburetor air intake elbow to air cleaner hose).	ea	2	%	%	%	%	H-6 X
G503-7371002		WO-A1515 FM-GPW2250	7371002	CLAMP, hose, 2 1/2 in ID (pipe to carburetor air intake elbow seal (1) and air cleaner outlet pipe seal (1)).	ea	2	%	%	%	%	X
G503-7041784		HH-613300 WO-A5621 FM-GPW18205B	7041784	CLEANER, air, assy.....	ea	1	%	%	%	%	X

G503-7324837	WO-115905 FM-355253S	7324837	SCREW, wing, 1/4-20NC-2 x 3/4.....	ea	6	%	%	%	%		X
H001-7025681		120380	WASHER, lock, 1/4 in.....	ea	6	%	%	%	%	H-1	X
G503-0169093	HH-613387 WO-A5630 FM-GPW9617		ELEMENT, w/wing BOLT (assy).....	ea	1	%	%	%	%		X
G503-7010485	HH-613314 WO-A5633 FM-GPW9623	7010485	GASKET, carburetor body (lower).....	ea	1	%	%	%	%		X
G503-7010486	HH-613313 WO-A5632 FM-GPW9621	7010486	GASKET, element to upper body.....	ea	1	%	%	%	%		X
G503-7371400	WO-A463 FM-GPW9632	7371400	HORN (elbow carburetor air intake) ...	ea	1	%	%	%	%		X
G503-7701460	WO-A1224 FM-GPW9627	7701460	HORN, air intake (issue until stock is exhausted, then use HORN 7371400).	ea						†	X
G085-2101430	FM-91C8260		HOSE, air cleaner to carburetor air intake elbow.	ea	1	%	%	%	%		X
G740-7375119	WO-800602	7375119	HOSE, flexible, to air intake pipe (air tube).	ea	1	%	%	%	%		X
G503-7371403	WO-A1311 FM-GPW9652B	7371403	HOSE, pipe to air cleaner.....	ea	1	%	%	%	%		X
G503-7371405	WO-A17317 FM-GPW9686B	7371405	SEAL, air intake horn to air tube (air cleaner outlet pipe).	ea	1	%	%	%	%		X
G503-7371406	WO-A17318 FM-GPW9633	7371406	SEAL, air intake horn to carburetor (elbow).	ea	1	%	%	%	%		X
G503-7371402	WO-A6911 FM-GPW9637B	7371402	TUBE (pipe), w/BRACKET, assy.....	ea	1	%	%	%	%		X
G503-7371401	WO-A1290 FM-GPW9637A FM-GPW9637	7371401	TUBE (pipe), w/BRACKET, assy.....	ea	1	%	%	%	%		X
0306—Fuel Tanks, Lines and Fittings											
G502-0131577	FM-GPW9030B WO-A6333	7004942 C116754	CAP, filler (neck), fuel tank, w/CHAIN, assy (4 5/8 in OD) (used with TANK WO-A15507).	ea	1	%	%	1	2		X
G503-7702557	AC-850042 FM-GPW9030A WO-A1254	7702557	CAP, filler (neck), fuel tank, w/CHAIN, assy (2 7/8 in OD) (used with TANK 7368275).	ea	1	%	%	1	2		X
G503-0139920	FO-HA8031 FM-CPW9288 WO-A1325		CONNECTION, flexible fuel line.....	ea	2	%	%	%	%		X
G503-7743730	FM-GPW9035B WO-1275	7743730	GASKET, fuel tank cap (used with CAP 7702557).	ea	1	%	%	1	2		X

(1) STOCK NO.	(2) FEDERAL ITEM IDENTIFI- CATION NO.	(3) MANUFACTURER'S PART NO.	(4) ORDNANCE PART NO.	(5) DESCRIPTION	(6) UNIT OF ISSUE	(7) QUAN- TITY IN- CORP. IN UNIT	(8) ORGANIZATIONAL ALLOWANCES				(9) REFERENCE SYMBOLS
							NO. OF MAJOR ITEMS PER				
							CO, BTRY OR TRP		BN		
							1-15 (a)	16-35 (b)	36-85 (c)	86-186 (d)	
ORGANIZATIONAL SPARE PARTS FOR TRUCK—Continued											
GROUP 03—FUEL SYSTEM—Continued											
0306—Fuel Tanks, Lines and Fittings —Continued											
G503-0407836		FM-GPW9289 WO-A1368		LINE (fuel), flexible connection (line) to fuel pump, assy.	ea	1	%	%	%	%	X
G503-7371181		FM-GPW9282 WO-A1367	7371181	LINE, fuel filter to flexible connection (line), assy ($\frac{5}{16}$ in OD x 26 in lgh) (issue until stock is exhausted, then use TUBING 44-T-5080-20 and (2) NUT 142427).	ea					†	X
G503-7371183		FM-GPW9369 WO-A1369	7371183	LINE, fuel pump to carburetor, assy ($\frac{5}{16}$ in OD x 18 $\frac{1}{2}$ in lgh) (issue until stock is exhausted, then use TUBING 44-T-5080-20 and (2) NUT 142427).	ea					†	X
G503-7371180		FM-GPW9237B WO-A15598	7371180	LINE, fuel tank to flexible connection (fuel filter, assy) ($\frac{5}{16}$ in OD x 56 in lgh) (issue until stock is exhausted, then use TUBING 44-T-5080-20 and (2) NUT 142427).	ea					†	X
H006-0230208			142427	NUT, inverted flared tube fitting, $\frac{5}{16}$ in (fuel lines).	ea	6	%	%	%	%	H-6 X
H006-0283905			219190	PLUG, pipe, $\frac{1}{4}$ in (fuel tank drain).....	ea	1	%	%	%	%	H-6 X
G503-7368273		FM-GPW9095 WO-A1472	7368273	STRAP, hold down, fuel tank, inner, assy...	ea	2	%	%	%	%	X
G503-7368274		FM-GPW9057 WO-A1477	7368274	STRAP, hold down, fuel tank, outer, assy...	ea	2	%	%	%	%	X
H001-4027521			221157	NUT, hex, $\frac{5}{16}$ -24NF-2.....	ea	2	%	%	%	%	H-1 X
H001-4057561			107822	NUT, jam, $\frac{5}{16}$ -24NF (Willys only).....	ea	2	%	%	%	%	H-1 X
H101-0215417			215417	SCREW, cap, $\frac{5}{16}$ -24NF-2 x 1 $\frac{3}{4}$	ea	2	%	%	%	%	H-1 X
H001-7025711			120214	WASHER, lock, $\frac{5}{16}$ in.....	ea	2	%	%	%	%	H-1 X
H007-0218080			44-T-5080-20	TUBING, seamless, size $\frac{5}{16}$ in.....	ft	†	%	%	%	%	H-7 X

0309—Fuel Filter											
G501-7744141	AC-1595823 WO-A1261	7744141	ELEMENT, assy.....	ea	1	%	%	1	1		X
G503-7703977	AC-1595848 WO-A7850	7703977	FILTER, fuel, assy (paper element) (issue until stock is exhausted, then use FILTER 7743726).	ea					†		X
G503-0183053	AC-1595235 WO-A1255	7727451	FILTER, fuel, auxiliary carburetor (assy) (brass element) (issue until stock is exhausted, then use FILTER 7743726).	ea					†		X
G503-7743726	AC-1504486	7743726	FILTER, fuel, w/bleed valve assy (brass element) (includes BUSHINGS, ELBOW and VALVE).	ea	1	%	%	%	%		X
H001-5455261	018-1637	181637	BOLT, mach, 3/8-24NF-3 x 1.....	ea	2	%	%	%	%	H-1	X
H001-4027541		225831	NUT, hex, 3/8-24NF-2.....	ea	2	%	%	%	%	H-1	X
H001-7025741		120382	WASHER, lock, 3/8 in.....	ea	2	%	%	%	%	H-1	X
H001-7043741		120394	WASHER, plain, 3/8 in.....	ea	2	%	%	%	%	H-1	X
G085-3002320	AC-853562 WO-A1257	A291727	GASKET, bowl cover screw (issue until stock is exhausted, then use GASKET SET WO-A6883).	ea					†		X
G085-3002280	AC-853558 WO-A1259	A291725	GASKET, cover (sediment bowl) (issue until stock is exhausted, then use GASKET SET WO-A6883).	ea					†		X
G085-3002300	AC-853572 WO-A1260	A291726	GASKET, element (issue until stock is exhausted, then use GASKET SET WO-A6883).	ea					†		X
G503-0194028	WO-A6883		GASKET SET.....	ea		%	%	4	6		X
	AC-853562 WO-A1257		Composed of: 1 GASKET, cover screw (subgroup 0309) ⁵								
	AC-853572 WO-A1260		1 GASKET, element (subgroup 0309) ⁵								
	AC-853558 WO-A1259		1 GASKET, sediment bowl (subgroup 0309) ⁵								
0312—Accelerator, Linkage and Choke Controls											
G503-7371451	FM-GPW9752 WO-633013	7371451	BLOCK, adjusting, throttle (control) rod....	ea	1	%	%	1	1		X
G503-7368257	FM-GPW9751 WO-A1173	7368257	CLIP, throttle rod retracting spring (accelerator control rod return spring) (mounted under carburetor stud nut to manifold).	ea	1	%	%	1	1		X

For explanation of footnotes, see NOTES, page 96.

(1) STOCK NO.	(2) FEDERAL ITEM IDENTIFI- CATION NO.	(3) MANUFACTURER'S PART NO.	(4) ORDNANCE PART NO.	(5) DESCRIPTION	(6) UNIT OF ISSUE	(7) QUAN- TITY IN- CORP. IN UNIT	(8) ORGANIZATIONAL ALLOWANCES				(9) REFERENCE SYMBOLS
							NO. OF MAJOR ITEMS PER				
							CO, BTRY OR TRP		BN		
							1-15 (a)	16-35 (b)	36-85 (c)	86-186 (d)	
ORGANIZATIONAL SPARE PARTS FOR TRUCK—Continued											
GROUP 03—FUEL SYSTEM—Continued											
0312—Accelerator, Linkage and Choke Controls—Continued											
G503-7368258		FM-GPW9745 WO-639610	7368258	CLIP, throttle rod retracting spring (acceler- ator control rod return spring) (throttle control rod).	ea	1	%	%	1	1	X
G503-7371413		FM-GPW9731B WO-651298	7371413	CONNECTION, accelerator pedal (hinge) (issue until stock is exhausted, then use PEDAL 7743757).	ea					†	X
G503-7371407		SHA-PM943 WO-A1301 FM-GPW9700	7371407	CONTROL, choke, assy (23 ³ / ₄ in long) (issue until stock is exhausted, then use CONTROL 7371452).	ea					†	X
G503-7704013		FM-GPW9775 SHA-PM977 WO-A5106	7704013	CONTROL, throttle, assy (26 ⁷ / ₈ in long) (issue until stock is exhausted, then use CONTROL 7371452).	ea					†	X
G503-7371452		FM-GPW9775B WO-A7517	7371452	CONTROL, throttle or choke, assy (blank knob 26 ⁷ / ₈ in long).	ea	2	%	%	1	1	X
H001-4167601			120369	NUT, hex, ³ / ₈ -24NF-2.....	ea	1	%	%	%	%	H-1 X
H001-7021801			138542	WASHER, lock, ³ / ₈ in.....	ea	1	%	%	%	%	H-1 X
G503-7371453		FM-GPW9778 WO-A7518	7371453	KNOB, throttle or choke control, w/ PLUNGER and WIRE, assy (blank 26 ⁷ / ₈ in long).	ea	2	%	%	1	1	X
G503-7371411		FM-GPW9726 WO-A1910	7371411	LEVER (pedal) cross shaft, w/BRACKET, assy.	ea	1	%	%	1	1	X
H001-4167521			120367	NUT, hex, ¹ / ₄ -28NF-2.....	ea	1	%	%	%	%	H-1 X
H101-0144532			144532	STUD, ¹ / ₄ -20NC (³ / ₈) x ¹ / ₄ -28NF-2 (¹ / ₁₆) x ⁷ / ₈ .	ea	2	%	%	%	%	H-1 X
H001-7025681			120380	WASHER, lock, ¹ / ₄ in.....	ea	2	%	%	%	%	H-1 X
G503-7371447		FM-GPW9735A WO-A1083	7371447	PEDAL, accelerator, assy (issue until stock is exhausted, then use PEDAL 7743757).	ea					†	X
G503-7371448		FM-GPW9735B WO-A6851	7371448	PEDAL, accelerator, w/HINGE and link (connecting ROD), assy (issue until stock is exhausted, then use PEDAL 7743757).	ea					†	X

G503-7743757		WO-640720	7743757	PEDAL, accelerator, w/HINGE and link (connecting ROD), assy.	ea	1	%	%	1	1		X
H101-0123854	102-3854		123854	BOLT, mach, No 10-24NC-2 x 1/2	ea	2	%	%	%	%	H-1	X
H001-4135661			120361	NUT, mach screw, No 10-24NC-2	ea	2	%	%	%	%	H-1	X
H001-7025621			120217	WASHER, lock, No 10	ea	2	%	%	%	%	H-1	X
H001-0811026			107761	PIN, cotter, 1/16 x 5/8 (pedal connecting rod)	ea	1	%	%	%	%	H-1	X
G503-7371450		FM-GPW9742	7371450	ROD (control), throttle	ea	1	%	%	1	1		X
		WO-A1175										
G503-7371409		FM-GPW9730	7371409	SHAFT, cross (pedal), assy (issue until stock is exhausted, then use LEVER 7371411).	ea					†		X
		WO-A1172										
G503-7371410		FM-GPW9739	7371410	SHAFT, cross (pedal), w/LEVER, assy (issue until stock is exhausted, then use LEVER 7371411).	ea					†		X
		WO-A1243										
G503-7371449		FM-GPW9737	7371449	SPRING (pedal) cross shaft	ea	1	%	%	1	1		X
		WO-632174										
G503-7371454		FM-GPW9795	7371454	SPRING, pedal hinge	ea	1	%	%	1	1		X
		WO-650483										
G503-7371455		FM-GPW9799	7371455	SPRING, retracting (return, pedal)	ea	1	%	%	1	1		X
		WO-633011										
G503-7371193		FM-GPW11474	7371193	STOP, choke or throttle control wire (issue until stock is exhausted, then use STOP 7371194).	ea					†		X
		WO-372438										
G503-7371194		FM-GPW11495	7371194	STOP, choke or throttle control wire, w/SCREW, assy.	ea	1	%	%	1	1		X
		WO-A8834										
H001-7043681			120392	WASHER, plain, 1/4 in (pedal connecting rod pin).	ea	1	%	%	%	%	H-1	X
GROUP 04—EXHAUST SYSTEM												
0401—Muffler, Exhaust and Tail Pipe												
G503-7371047		WO-A15498	7371047	BRACKET (support), exhaust pipe extension (deep mud type muffler).	ea	1	%	%	%	%		X
		FM-GPW5265										
H101-0215408			215408	SCREW, cap, 5/16-24NF-2 x 1	ea	1	%	%	%	%	H-1	X
H001-4027521			221157	NUT, hex, 5/16-24NF-2	ea	1	%	%	%	%	H-1	X
H001-7045561			120387	WASHER, plain, 5/16 in	ea	1	%	%	%	%	H-1	X
G503-7048734		WO-A9086	7048734	BRACKET (support), muffler front clamp (Willys) (deep mud type muffler).	ea	1	%	%	%	%		X
		FM-GPW5253										
H001-4027521			221157	NUT, hex, 5/16-24NF-2	ea	2	%	%	%	%	H-1	X
H101-0213901			213901	SCREW, cap, 5/16-24NF-2 x 5/8	ea	2	%	%	%	%	H-1	X
H001-7025711			120214	WASHER, lock, 5/16 in	ea	2	%	%	%	%	H-1	X
G503-7371048		WO-A9084	7371048	BRACKET (support), muffler rear clamp (deep mud type muffler).	ea	1	%	%	%	%		X
		FM-GPW5266										
H001-4171561			121917	NUT, hex, 5/16-24NF-3	ea	1	%	%	%	%	H-1	X
H001-5419861			121661	SCREW, cap, 5/16-24NF-3 x 1 (bracket to frame).	ea	1	%	%	%	%	H-1	X
H001-7025711			120214	WASHER, lock, 5/16 in	ea	1	%	%	%	%	H-1	X

(1) STOCK NO.	(2) FEDERAL ITEM IDENTIFI- CATION NO.	(3) MANUFACTURER'S PART NO.	(4) ORDNANCE PART NO.	(5) DESCRIPTION	(6) UNIT OF ISSUE	(7) QUAN- TITY IN- CORP. IN UNIT	(8) ORGANIZATIONAL ALLOWANCES				(9) REFERENCE SYMBOLS
							NO. OF MAJOR ITEMS PER				
							CO, BTRY OR TRP		BN		
							1-15 (a)	16-35 (b)	36-85 (c)	86-186 (d)	
ORGANIZATIONAL SPARE PARTS FOR TRUCK—Continued											
GROUP 04—EXHAUST SYSTEM —Continued											
0401—Muffler, Exhaust and Tail Pipe —Continued											
G503-7371044		WO-A657 FM-GPW5262	7371044	BRACKET, support, muffler	ea	2	%	%	%	%	X
H001-4167561			120368	NUT, hex, $\frac{5}{16}$ -24NF-2	ea	2	%	%	%	%	H-1 X
H001-5026421			213907	SCREW, cap, $\frac{5}{16}$ -24NF-2 x $\frac{7}{8}$	ea	2	%	%	%	%	H-1 X
H001-7025711			120214	WASHER, lock, $\frac{5}{16}$ in	ea	2	%	%	%	%	H-1 X
G503-7371050		WO-636004 FM-GPW5270	7371050	CLAMP, exhaust pipe	ea	1	%	%	%	%	X
H001-4027521			221157	NUT, hex, $\frac{5}{16}$ -24NF-2	ea	1	%	%	%	%	H-1 X
H101-0215435			215435	SCREW, cap, $\frac{5}{16}$ -24NF-2 x $1\frac{1}{8}$	ea	1	%	%	%	%	H-1 X
H001-7025711			120214	WASHER, lock, $\frac{5}{16}$ in	ea	1	%	%	%	%	H-1 X
H001-7045561			120387	WASHER, plain, $\frac{5}{16}$ in	ea	1	%	%	%	%	H-1 X
G503-7371043		WO-A9082 FM-GPW5251B	7371043	CLAMP, exhaust pipe (extension support bracket) (deep mud type muffler).	ea	1	%	%	%	%	X
H001-4027521			221157	NUT, hex, $\frac{5}{16}$ -24NF-2	ea	1	%	%	%	%	H-1 X
H101-0215408			215408	SCREW, cap, $\frac{5}{16}$ -24NF-2 x 1	ea	1	%	%	%	%	H-1 X
H001-7025711			120214	WASHER, lock, $\frac{5}{16}$ in	ea	1	%	%	%	%	H-1 X
H001-7045561			120387	WASHER, plain, $\frac{5}{16}$ in	ea	1	%	%	%	%	H-1 X
G503-7371042		WO-A1300 FM-GPW5251	7371042	CLAMP, exhaust pipe (to guard plate)	ea	1	%	%	%	%	X
H001-3015371	012-6353		126353	BOLT, sq-nk, $\frac{5}{16}$ -18NC-2A x $\frac{7}{8}$	ea	1	%	%	%	%	H-1 X
H001-4026521			220070	NUT, hex, $\frac{5}{16}$ -18NC-2	ea	2	%	%	%	%	H-1 X
H001-5026121			216921	SCREW, cap, $\frac{5}{16}$ -18NC-2 x $\frac{3}{4}$	ea	1	%	%	%	%	H-1 X
H001-7025711			120214	WASHER, lock, $\frac{5}{16}$ in	ea	2	%	%	%	%	H-1 X
H001-7043711			120393	WASHER, plain, $\frac{5}{16}$ in (used as spacer).	ea	1	%	%	%	%	H-1 X
G503-7371045		WO-A655 FM-GPW5264 FM-GPW5264A	7371045	CLAMP, support, muffler (round type)	ea	2	%	%	%	%	X
H001-4027521			221157	NUT, hex, $\frac{5}{16}$ -24NF-2	ea	2	%	%	%	%	H-1 X

H001-5026451		214063	SCREW, cap, $\frac{5}{16}$ -24NF-2 x $1\frac{1}{2}$	ea	2	%	%	%	%	H-1	X
H001-7025711		120214	WASHER, lock, $\frac{5}{16}$ in.....	ea	2	%	%	%	%	H-1	X
G503-7371046		7371046	CLAMP, support. muffler (oval type).....	ea	1	%	%	%	%		X
H001-4027521		221157	NUT, hex, $\frac{5}{16}$ -24NF-2.....	ea	1	%	%	%	%	H-1	X
H001-5026451		214063	SCREW, cap, $\frac{5}{16}$ -24NF-2 x $1\frac{1}{2}$	ea	1	%	%	%	%	H-1	X
H001-7025711		120214	WASHER, lock, $\frac{5}{16}$ in.....	ea	1	%	%	%	%	H-1	X
G503-7371053		7371053	CLAMP, tail pipe (oval type muffler).....	ea	1	%	%	%	%		X
H001-4027521		221157	NUT, hex, $\frac{5}{16}$ -24NF-2.....	ea	1	%	%	%	%	H-1	X
H101-0215435		215435	SCREW, cap, $\frac{5}{16}$ -24NF-2 x $1\frac{1}{8}$	ea	1	%	%	%	%	H-1	X
H001-7025711		120214	WASHER, lock, $\frac{5}{16}$ in.....	ea	1	%	%	%	%	H-1	X
H001-7045561		120387	WASHER, plain, $\frac{5}{16}$ in.....	ea	1	%	%	%	%	H-1	X
G503-7371039		7371039	EXTENSION, exhaust pipe (deep mud type muffler).	ea	1	%	%	%	%		X
G503-7371049		7371049	FLANGE, exhaust pipe (used w/PIPE, WO-A8101).	ea	1	%	%	%	%		X
H001-5454761	018-0132	180132	BOLT, mach, $\frac{3}{8}$ -16NC-3 x $2\frac{1}{4}$	ea	1	%	%	%	%	H-1	X
H101-0503155		503155	NUT, hex, $\frac{3}{8}$ -16NC-2.....	ea	1	%	%	%	%	H-1	X
H001-7025741		120382	WASHER, lock, $\frac{3}{8}$ in.....	ea	1	%	%	%	%	H-1	X
G503-7371390		7371390	GASKET, exhaust pipe flange to manifold (also available as part of GASKET SETS FM-GPW18387B and WO-640635).	ea	1	%	%	%	%		X
G503-7371000		7371000	MUFFLER, deep mud type muffler w/tail PIPE, assy.	ea	1	%	%	%	%		X
G503-7332019		7332019	MUFFLER, oval type, assy.....	ea	1	%	%	%	%		X
G503-7704110		7704110	MUFFLER, round type, assy (issue until stock is exhausted, then use MUFFLER 7332019, CLAMPS 7371053 and 7371046).	ea						†	X
G503-7371038		7371038	PIPE, exhaust, assy (includes FLANGE, flexible CONNECTOR and INSERT) (note 1).	ea	1	%	%	%	%		X
H101-0503113		503113	NUT, hex, $\frac{3}{8}$ -24NF-2.....	ea	2	%	%	%	%	H-1	X
H101-0215547		215547	SCREW, cap, $\frac{3}{8}$ -24NF-2 x $1\frac{3}{8}$	ea	1	%	%	%	%	H-1	X
H101-0191992		191992	STUD, $\frac{3}{8}$ -16NC x $\frac{3}{8}$ -24NF-2 x $1\frac{5}{16}$...	ea	1	%	%	%	%	H-1	X
G503-7371040		7371040	PIPE, exhaust, w/welded FLANGE and band STRAP, assy (issue until stock is exhausted, then use PIPE 7371041).	ea						†	X
G503-7371041		7371041	PIPE, exhaust, w/welded FLANGE, assy...	ea	1	%	%	%	%		X
H001-4165600		114547	NUT, hex, $\frac{3}{8}$ -24NF-2.....	ea	1	%	%	%	%	H-1	X
H101-0219432		219432	NUT, hex, $\frac{3}{8}$ -16NC-2.....	ea	1	%	%	%	%	H-1	X
H101-0215547		215547	SCREW, cap, $\frac{3}{8}$ -24NF-2 x $1\frac{3}{8}$	ea	1	%	%	%	%	H-1	X
G503-7734419		7734419	STUD, $\frac{3}{8}$ -16NC x $\frac{3}{8}$ -24NF-2 x $1\frac{3}{8}$...	ea	1	%	%	%	%		X

(1) STOCK NO.	(2) FEDERAL ITEM IDENTIFI- CATION NO.	(3) MANUFACTURER'S PART NO.	(4) ORDNANCE PART NO.	(5) DESCRIPTION	(6) UNIT OF ISSUE	(7) QUAN- TITY IN- CORP. IN UNIT	(8) ORGANIZATIONAL ALLOWANCES				(9) REFERENCE SYMBOLS
							NO. OF MAJOR ITEMS PER				
							CO. BTRY OR TRP		BN		
							1-15 (a)	16-35 (b)	36-85 (c)	86-188 (d)	
ORGANIZATIONAL SPARE PARTS FOR TRUCK—Continued											
GROUP 05—COOLING SYSTEM											
0501—Radiator and Expansion Tank											
G503-7347343	WO-A6942	7347343	CAP, filler assy (neck) (used w/RADIATOR WO-A6491) (issue until stock is exhausted, then use CAP 7347601).	ea	†	X
G503-7347601	AC-850573	7347601	CAP, filler neck, w/SEAL, assy (pressure type).	ea	1	%	%	1	1	X
G503-0131549	AC-846709 WO-A1215	7734710	CAP (filler neck), radiator and surge tank (pressure type) (issue until stock is ex- hausted, then use CAP 7347601).	ea	†	X
G501-5262210	AC-846732 WO-A1216	A262210	GASKET, radiator filler (neck) cap (used w/CAP WO-A1215).	ea	1	%	%	1	2	X
G503-7347342	WO-A6941	7347342	RADIATOR, w/TANK and SHROUD, assy (used on vehicles equipped w/surge TANK).	ea	1	%	%	X
G503-7371375	WO-A1214	7371375	RADIATOR, w/TANK and SHROUD, assy.	ea	1	%	%	X
H101-0126452	012-6452	126452	BOLT, sq-nk, 1/16-14NC-2 x 1 1/2.....	ea	2	%	%	H-1 X
H001-4167621	124573	NUT, hex, 1/16-14NC-2.....	ea	4	%	%	H-1 X
H001-7124761	178571	WASHER, lock, internal-external teeth, 1/16 x 1.070.	ea	2	%	%	H-1 X
H001-7043771	120395	WASHER, plain, 1/16 in.....	ea	2	%	%	H-1 X
G503-7701327	WO-A4413	7701327	SHIM, radiator to support bracket.....	ea	2	%	%	X
0503—Water Lines, Hoses, Pipes and Fittings											
H006-0502910	502910	CLAMP, hose, 5/8 in (expansion tank to radiator pipe hose).	ea	4	%	%	%	%	H-6 X
H006-0502920	502920	CLAMP, hose, 1 1/8 in (radiator water hose)..	ea	8	%	%	%	%	H-6 X
H106-0103647	103647	COCK, drain, 1/4 in male pipe end.....	ea	1	%	%	%	%	H-6 X

G503-7371377	FM-GPW8250 WO-A1192	7371377	ELBOW, water outlet.....	ea	1	%	%	%	%		X
H101-0214388		214388	SCREW, cap, 3/8-16NC-2 x 1 1/8.....	ea	3	%	%	%	%	H-1	X
H001-7025741		120382	WASHER, lock, 3/8 in.....	ea	3	%	%	%	%	H-1	X
G503-0194030	FM-GPW8255 WO-639650		GASKET, outlet elbow (thermostat housing) (also available as part of GASKET SETS 7371419 and 7744322).	ea	1	%	%	1	2		X
G503-0217817	FM-GPW8260 WO-A5164		HOSE (outlet), pump to radiator (issue until stock is exhausted, then use PIPE 7371378 and (2) HOSE 7371379).	ea						†	X
H007-0100170		33-H-773	HOSE, radiator, ID 1 1/2 in.....	ft	†	%	%	%	%	H-7	X
G503-7744328	WO-A6946	7744328	HOSE (expansion tank) radiator to surge tank pipe (5/16 in ID x 2 3/4 in long).	ea	2	%	%	2	2		X
G503-7371379	FM-GPW8284 WO-A592	7371379	HOSE, radiator water outlet, lower (pipe) (1 1/2 in ID x 4 1/4 in long) (issue until stock is exhausted, then use HOSE 33-H-773).	ea						†	X
G503-0217818	FM-GPW8286 WO-A6127		HOSE, thermostat to housing (housing to pipe) (issue until stock is exhausted, then use PIPE 7371380 and (2) HOSE 7371379).	ea						†	X
G503-7697863	WO-A6945	7697863	PIPE (expansion tank) radiator to surge tank.	ea	1	%	%	1	1		X
G503-7371380	FM-GPW8290 WO-A6374	7371380	PIPE, radiator water inlet (8 1/2 in long).....	ea	1	%	%	1	1		X
G503-7371378	FM-GPW8269 WO-636109	7371378	PIPE, radiator water outlet (7.88 in long)...	ea	1	%	%	1	1		X
G503-7371386	FM-GPW8578 WO-639651	7371386	RETAINER, water control thermostat.....	ea	1	%	%	1	1		X
G503-0400093	HR-3108628 FM-GPW8575 WO-637646		THERMOSTAT, water control, assy.....	ea	1	%	%	1	1		X
0504—Water Pump											
G503-0194016	WO-637053		GASKET, water pump to cylinder block (also available as part of KIT 7371595).	ea	1			%	%		X
G503-0345896	WO-639992		PUMP, water, assy (issue until stock is ex- hausted, then use PUMP 7348850).	ea						†	X
G503-7348850	WO-649844	7348850	PUMP, water, assy.....	ea	1			%	%		X
H001-5453161	018-0078	180078	BOLT, mach, 5/16-18NC-3 x 1/8.....	ea	3			%	%	H-1	X
H001-5026201		213705	SCREW, cap, 5/16-18NC-2 x 2 1/2.....	ea	1			%	%	H-1	X
H001-7025711		120214	WASHER, lock, 5/16 in.....	ea	4			%	%	H-1	X
0505—Fan, Fan Belts and Pulleys											
G503-7351915		7351915	BELT, drive, fan and generator (used w/12 volt GENERATOR).	ea	1	1	2	3	4		X
H017-0507226		507226	BELT, fan (used w/6 volt GENERATOR)..	ea	1	1	2	3	4	H-17	X

(1) STOCK NO.	(2) FEDERAL ITEM IDENTIFICATION NO.	(3) MANUFACTURER'S PART NO.	(4) ORDNANCE PART NO.	(5) DESCRIPTION	(6) UNIT OF ISSUE	(7) QUANTITY IN-CORP. IN UNIT	(8) ORGANIZATIONAL ALLOWANCES				(9) REFERENCE SYMBOLS
							NO. OF MAJOR ITEMS PER				
							CO, BTRY OR TRP		BN		
							1-15 (a)	16-35 (b)	36-85 (c)	86-186 (d)	
ORGANIZATIONAL SPARE PARTS FOR TRUCK—Continued											
GROUP 05—COOLING SYSTEM —Continued											
0505—Fan, Fan Belts and Pulleys—Continued											
G503-7036577			7036577	FAN (blade).....	ea	1	%	%	%	%	X
H101-0426575			426575	BOLT, hex-hd, 1/4-20NC-2 x 5/8.....	ea	4	%	%	%	%	H-1 X
H001-7025681			120380	WASHER, lock, 1/4 in.....	ea	4	%	%	%	%	H-1 X
G503-7371382		WO-636299	7371382	PULLEY, fan and water pump driver (used w/6 volt GENERATOR).	ea	1	%	%	%	%	X
G503-7713402			7713402	PULLEY, fan and water pump (used w/12 volt GENERATOR).	ea	1	%	%	%	%	X
GROUP 06—ELECTRICAL SYSTEM											
0601.1—Generator (6 Volt)											
G503-7371188		WO-A1468 FM-GPW10176	7371188	BOLT, shoulder, hex-hd, S, 3/8-24 x 7/8 (pivot, mounting brace).	ea	1	%	%	%	%	X
G503-7371551		WO-A1399 FM-GPW10143	7371551	BRACE (mounting), short.....	ea	1	%	%	%	%	X
H001-4167541			120376	NUT, hex, 5/16-18NC-2.....	ea	1	%	%	%	%	H-1 X
H101-0215369			215369	SCREW, cap, 5/16-18NC-2 x 1 1/4.....	ea	1	%	%	%	%	H-1 X
H001-7124911			178532	WASHER, lock, internal-external teeth, 5/16 x 0.900.	ea	1	%	%	%	%	H-1 X
G503-7371554		WO-A1491 FM-GPW10153A	7371554	BRACE (mounting), w/HANDLE, assy....	ea	1	%	%	%	%	X
G503-7371189		WO-A1470 FM-GPW10177	7371189	BUSHING, mounting, brace.....	ea	1	%	%	%	%	X
45-C-9272			45-C-9272	CUP, oil, drive 1/4 in (used w/GENERATORS AL-GEG5002D and AL-GEG5001A).	ea	1	%	%	%	%	H-16 X

G503-7734389	AL-GEG5101D WO-A10048 FM-GPW10000A3	7734389	GENERATOR, assy (used w/GENERATORS AL-GEG5002D and AL-GEG5001A).	ea	1	%	%	1	2		X
G503-7371754	WO-A1397 FM-355455S	7371754	BOLT.....	ea	2	%	%	1	2		X
H001-4027521		221157	NUT, hex, 5/16-24NF-2.....	ea	2	%	%	%	%	H-1	X
G503-7371865	WO-A1401 FM-356371S7	7371865	WASHER.....	ea	2	%	%	1	2		X
H001-7025711		120214	WASHER, lock, 5/16 in.....	ea	1	%	%	%	%	H-1	X
G121-0196300	AL-GEG5002D WO-A5992 FM-GPW10000A		GENERATOR, assy (used w/GENERATORS 7734389 and AL-GEG5001A) (issue until stock is exhausted, then use GENERATOR 7734389).	ea					†		X
G503-0196299	AL-GEG5001A WO-A1246 FM-GPW10000		GENERATOR, assy (used w/GENERATORS AL-GEG5002D and 7734389).	ea	1	%	%	1	2		X
G503-7371190	WO-A1395 FM-GPW10178A	7371190	INSULATOR, support (rubber).....	ea	2	%	%	%	%		X
G503-7706732	AL-SP484	7706732	PULLEY, drive, w/o SPACER (issue until stock is exhausted, then use PULLEY 7707063).	ea					†		X
G716-7734834	AL-SP484A	7734834	PULLEY, drive, w/SPACER, assy (issue until stock is exhausted, then use PULLEY 7707063).	ea					†		X
G503-7707063	AL-SP484AS	7707063	PULLEY, drive, w/SPACER (assy).....	ea	1	%	%	1	2		X
H001-4220661		125366	NUT, slotted, 1/2-20NF-2.....	ea	1	%	%	%	%	H-1	X
H001-0811040		103374	PIN, cotter, 3/32 x 1.....	ea	1	%	%	%	%	H-1	X
H001-7043801		120396	WASHER, plain, 1/2 in.....	ea	1	%	%	%	%	H-1	X
G503-7371555	WO-A1469 FM-GPW10155	7371555	SPRING, support (mounting) brace.....	ea	1	%	%	%	%		X
G503-7371187	WO-A1392 FM-GPW10166	7371187	SUPPORT, assy.....	ea	1	%	%	%	%		X
H001-5026731		213600	SCREW, cap, 3/8-16NC-2 x 7/8.....	ea	2	%	%	%	%	H-1	X
H001-7025741		120382	WASHER, lock, 3/8 in.....	ea	2	%	%	%	%	H-1	X
0601.5—Generator (12 Volt)											
G503-7242388		7352388	BRACE, generator.....	ea	1	%	%	%	%		X
G503-7713901	AL-GDJ4808	7713901	GENERATOR (w/o PULLEY), assy.....	ea	1	%	%	1	1		X
G503-7713899		7713899	BOLT, shoulder, hex-hd, S, 3/8-24NF-2, 3/4 across flats, 2.42 overall.	ea	1	%	%	1	1		X
G503-7713900		7713900	BOLT, shoulder, hex-hd, S, 3/8-24NF-2, 3/4 across flats, 2.55 overall.	ea	1	%	%	1	1		X
H001-4167605		114942	NUT, hex, 3/8-24NF-2.....	ea	2	%	%	%	%	H-1	X
H001-7025741		120382	WASHER, lock, 3/8 in.....	ea	2	%	%	%	%	H-1	X

(1) STOCK NO.	(2) FEDERAL ITEM IDENTIFI- CATION NO.	(3) MANUFACTURER'S PART NO.	(4) ORDNANCE PART NO.	(5) DESCRIPTION	(6) UNIT OF ISSUE	(7) QUAN- TITY IN- CORP. IN UNIT	(8) ORGANIZATIONAL ALLOWANCES				(9) REFERENCE SYMBOLS
							NO. OF MAJOR ITEMS PER				
							CO, BTRY OR TRP		BN		
							1-15 (a)	16-35 (b)	36-85 (c)	86-186 (d)	
ORGANIZATIONAL SPARE PARTS FOR TRUCK—Continued											
GROUP 06—ELECTRICAL SYSTEM —Continued											
0601.5—Generator (12 Volt)—Continued											
GENERATOR—Continued											
G503-7713401			7713401	WASHER, flat, S, 0.40 ID, 1.12 OD, 0.0897 thk (plain).	ea	2	%	%	1	1	X
H001-7045651			120390	WASHER, plain, 1/2 in.	ea	4	%	%	%	%	H-1 X
G503-7713902			7713902	PULLEY, drive.	ea	1	%	%	1	1	X
H001-4167681			120371	NUT, hex, 1/2-20NF-2.	ea	1	%	%	%	%	H-1 X
H001-7025801			120384	WASHER, lock, 1/2 in.	ea	1	%	%	%	%	H-1 X
G503-7713380			7713380	SPACER, generator (mounting), brace.	ea	1	%	%	%	%	X
G503-7713903			7713903	SPACER, generator (mounting bracket), front end plate.	ea	1	%	%	%	%	X
0602.1—Generator Regulator (6 Volt)											
G121-0367250		AL-VRY4203A AL-VRY4203B AL-VRY4203C AL-VRY4203D AL-VRY4203F		REGULATOR, generator, assy (optional with REGULATOR 7337495).	ea	1	%	%	%	%	X
G540-7337495		AL-VRY4203G	7337495	REGULATOR, generator, assy (optional with REGULATORS AL-VRY4203A, AL-VRY4203B, AL-VRY4203C, AL- VRY4203D and AL-VRY4203F).	ea	1	%	%	%	%	X
H101-0215411			215411	SCREW, cap, 5/16-24NF-2 x 1 1/4.	ea	4	%	%	%	%	H-1 X
H001-7025711			120214	WASHER, lock, 5/16 in.	ea	4	%	%	%	%	H-1 X
H001-7043711			120393	WASHER, plain, light, 5/16 in.	ea	2	%	%	%	%	H-1 X
H001-7045561			120387	WASHER, plain, U S std, 5/16 in.	ea	2	%	%	%	%	H-1 X

0602.3—Generator Regulator (12 Volt)											
G503-7371991	AL-VRH4104E1	7371991	REGULATOR, generator, assy.....	ea		%	%	%	%		X
H101-0215411		215411	SCREW, cap, 5/16-24NF-2 x 1 1/4.....	ea	4	%	%	%	%	H-1	X
H001-7025711		120214	WASHER, lock, 5/16 in.....	ea	4	%	%	%	%	H-1	X
H001-7043711		120393	WASHER, plain, light, 5/16 in.....	ea	2	%	%	%	%	H-1	X
H001-7045561		120387	WASHER, plain, U S std, 5/16 in.....	ea	2	%	%	%	%	H-1	X
0603.1—Starter (6 Volt)											
G503-7538738	WO-A1454	7538738	CABLE, switch to starter, w/TERMINALS,	ea	1	%	%	%	%		X
	FM-GPW14431		assy.								
G503-0295838	FM-GPW11002		STARTER, (w/o Bendix drive), assy (issue	ea						†	X
			until stock is exhausted, then use START-								
			ER AL-MZ4113).								
G503-0295835	AL-MZ4113		STARTER, 6 v, assy.....	ea	1	%	%	1	1		X
	WO-A1245										
	FM-GPW11001										
	FM-GPW11001A										
H101-0215453		215453	SCREW, cap, 3/8-16NC-2 x 1 1/4.....	ea	2	%	%	%	%	H-1	X
H001-7025741		120382	WASHER, lock, 3/8 in.....	ea	2	%	%	%	%	H-1	X
G503-7048207	AL-SW4301U	7048207	SWITCH, assy.....	ea	1	%	%	%	%		X
	WO-A17143										
H101-0224022		224022	BOLT, hex-hd, 1/4-28NF-2 x 1/2.....	ea	2	%	%	%	%	H-1	X
H001-4027501		218584	NUT, hex, 1/4-28NF-2.....	ea	2	%	%	%	%	H-1	X
H001-7025681		120380	WASHER, lock, 1/4 in.....	ea	2	%	%	%	%	H-1	X
0603.3—Starter (12 Volt)											
G503-7538738	FM-GPW14431	7538738	CABLE, switch to starter, w/TERMINALS,	ea	1	%	%	%	%		X
	WO-A1454		assy.								
G503-7713415	FM-GPA11001	7713415	STARTER, assy (issue until stock is ex-	ea						†	X
			hausted, then use STARTER 7744103).								
G503-7744103	AL-MZ4124	7744103	STARTER, assy.....	ea	1	%	%	1	1		X
	WO-A7679										
H101-0215453		215453	SCREW, cap, 3/8-16NC-2 x 1 1/4.....	ea	2	%	%	%	%	H-1	X
H001-7025741		120382	WASHER, lock, 3/8 in.....	ea	2	%	%	%	%	H-1	X
0604.1—Distributor											
G503-7540191	AL-IG1324D	7540191	C A P, assy (Used w/D I S T R I B U T O R	ea	1	%	%	%	%		X
	WO-A9307		7706808).								
	FM-GPW12106B										

(1) STOCK NO.	(2) FEDERAL ITEM IDENTIFICATION NO.	(3) MANUFACTURER'S PART NO.	(4) ORDNANCE PART NO.	(5) DESCRIPTION	(6) UNIT OF ISSUE	(7) QUANTITY IN-CORP. IN UNIT	(8) ORGANIZATIONAL ALLOWANCES				(9) REFERENCE SYMBOLS	
							NO. OF MAJOR ITEMS PER					
							CO, BTRY OR TRP		BN			
							1-15 (a)	16-35 (b)	36-85 (c)	86-186 (d)		
ORGANIZATIONAL SPARE PARTS FOR TRUCK—Continued												
GROUP 06—ELECTRICAL SYSTEM—Continued												
0604.1—Distributor—Continued												
G503-0131548		AL-IG1324 WO-A1655 FM-GPW12106		CAP, assy (Used w/DISTRIBUTOR AL-IGC4705).	ea	1	%	%	%	%		X
G507-5346776		AL-IGW3139 FM-GPW12300	A346776	CAPACITOR, ignition, assy.....	ea	1	%	%	1	2		X
H001-1026052	011-7271		117271	BOLT, mach, No 6-32NC-2 x 3/16.....	ea	1	%	%	%	%	H-1	X
H001-1518003			106495	WASHER, lock, med, No 6 (Used w/DISTRIBUTOR 7706808).	ea	2	%	%	%	%	H-1	X
H001-1517003			118872	WASHER, lock, light, No. 6 (Used w/DISTRIBUTOR AL-IGC4705).	ea	2	%	%	%	%	H-1	X
G503-0152015		AL-IGC4705 WO-A1244 FM-GPW12100		DISTRIBUTOR, assy (issue until stock is exhausted, then use DISTRIBUTOR 7706808).	ea						†	X
G503-7706808		AL-IAD4008 WO-A9075 FM-GPW12100B	7706808	DISTRIBUTOR, assy (dust proof).....	ea	1	1	1	1	1		X
G503-0373638		AL-IG1657R WO-A1658 FM-GPW12200		ROTOR, assy.....	ea	1	1	1	2	2		X
0605—Ignition Coil, Wiring, and Spark Plugs												
H005-0812535			15-C-2250	CABLE, automotive, AWG No 14.....	ft	†	%	%	%	%	H-5	X
H005-0812320			15-C-2145	CABLE, automotive, AWG No 16.....	ft	†	%	%	%	%	H-5	X
G503-7371200		FM-GPW12298B WO-A1420	7371200	CABLE, coil, secondary (distributor, w/SUPPRESSOR, assy) (9 1/8 in) (issue until stock is exhausted, then use CABLE 15-C-2145, SUPPRESSOR 500321 and TERMINAL 507105).	ea						†	X

G503-7713378	WO-A5083 FM-GPW14321	7713378	CABLE, coil to distributor (primary) (9 $\frac{1}{8}$ in) (issue until stock is exhausted, then use CABLE 15-C-2250 and TERMINAL 507092).	ea						†	X
G503-7371199	FM-GPW12287 WO-A1412	7371199	CABLE, spark plug, No 1 (w/SUPPRESSOR, assy) (18 $\frac{7}{8}$ in) (issue until stock is exhausted, then use CABLE 15-C-2145, SUPPRESSOR 500321 and TERMINAL 507105).	ea						†	X
G503-7371197	FM-GPW12284 WO-A1414	7371197	CABLE, spark plug, No 2 (w/SUPPRESSOR, assy) (14 $\frac{3}{4}$ in) (issue until stock is exhausted, then use CABLE 15-C-2145, SUPPRESSOR 500321 and TERMINAL 507105).	ea						†	X
G503-7371196	FM-GPW12283 WO-A1416	7371196	CABLE, spark plug, No 3 (w/SUPPRESSOR, assy) (13 $\frac{1}{4}$ in) (issue until stock is exhausted, then use CABLE 15-C-2145, SUPPRESSOR 500321 and TERMINAL 507105).	ea						†	X
G503-7371198	FM-GPW12286 WO-A1418	7371198	CABLE, spark plug, No 4 (w/SUPPRESSOR, assy) (13 $\frac{5}{8}$ in) (issue until stock is exhausted, then use CABLE 15-C-2145, SUPPRESSOR 500321 and TERMINAL 507105).	ea						†	X
G503-7347331	FM-11A12425 WO-A1096	7347331	CAP, spark plug, insulator	ea	4	%	%	%	%		X
G503-7713377		7713377	COIL, ignition (12 volts)	ea	1	%	%	%	%		X
G503-7744196	AL-IG6009 WO-647820	7744196	COIL, ignition, w/BRACKET, assy (6 volt) (issue until stock is exhausted, then use COIL 7539923).	ea						†	X
G503-0139784	AL-IG4070L		COIL, ignition, w/BRACKET and WASHER, assy (6 volt) (issue until stock is exhausted, then use COIL 7539923).	ea						†	X
G503-7706811	AL-IG4090A	7706811	COIL, ignition, w/BRACKET, assy (6 volt) (issue until stock is exhausted, then use COIL 7539923).	ea						†	X
G503-7539923	AL-CR6009 WO-649712	7539923	COIL, ignition, w/BRACKET, assy (6 volt).	ea	1	%	%	%	%		X
H001-4167521		120367	NUT, hex, $\frac{1}{4}$ -28NF-2	ea	2	%	%	%	%	H-1	X
G740-7372580	WO-635886	7372580	STUD, cd-pltd, $\frac{1}{4}$ -20NC x 1 x 1 $\frac{1}{4}$ -28NF-2.	ea	2	%	%	%	%		X
H001-7124701		174916	WASHER, lock, internal-external teeth, $\frac{1}{4}$ x 0.760.	ea	2	%	%	%	%	H-1	X
H001-7043681		120392	WASHER, plain, $\frac{1}{4}$ in	ea	4	%	%	%	%	H-1	X

(1) STOCK NO.	(2) FEDERAL ITEM IDENTIFICATION NO.	(3) MANUFACTURER'S PART NO.	(4) ORDNANCE PART NO.	(5) DESCRIPTION	(6) UNIT OF ISSUE	(7) QUANTITY IN-CORP. IN UNIT	(8) ORGANIZATIONAL ALLOWANCES				(9) REFERENCE SYMBOLS	
							NO. OF MAJOR ITEMS PER					
							CO, BTRY OR TRP		BN			
							1-15 (a)	16-35 (b)	36-85 (c)	86-186 (d)		
ORGANIZATIONAL SPARE PARTS FOR TRUCK—Continued												
GROUP 06—ELECTRICAL SYSTEM—Continued												
0605—Ignition Coil, Wiring, and Spark Plugs—Continued												
H102-0150189		WO-637863 FM-GPW01A12410	150189	GASKET, annular, 14mm (spark plug) (also available as part of GASKET SETS 7371419 and 7744322).	ea	4	%	%	%	%	H-2	X
G503-7330900		FM-GPW18364B	7330900	KIT, repair, ignition wiring (issue until stock is exhausted, then use CABLES 15-C-2250, 15-C-2145, (5) TERMINAL 507105 and (2) TERMINAL 507092).	ea						†	X
H004-0345000			120095	NIPPLE, insulating, distributor, 7mm cable, rubber, 1/16 in ID body.	ea	5	%	%	%	%	H-4	X
H004-0501010			501010	PLUG, spark, 14mm, med, heat range, 1 1/16 in hex, 3/8 in. thd lgh.	ea	4	4	4	12	16	H-4	X
H004-0366540			507092	TERMINAL, cable, solder, eyelet, sgle-ear, cop or br, tnd, 0.040 in thk, 3/16 in cable opng, hole for No 10 screw (coil primary cable).	ea	2	%	%	%	%	H-4	X
H004-0368000			507105	TERMINAL, distributor cable, solderless, br, 7mm cable (coil and spark plug cable).	ea	5	%	%	%	%	H-4	X
0607—Instrument Panel Gages, Switches, and Circuit Breakers												
G503-7744942		WO-5231 FM-GPW10850	7744942	AMMETER, assy (35 amp) (issue until stock is exhausted, then use AMMETER 7341364).	ea						†	X
G503-7341364		AL-10311A WO-A8186 FM-GPW10850B	7341364	AMMETER, assy (50 amp).....	ea	1	%	%	%	%		X

G508-7000418		DM-53097A WO-A1349 FM-GPW12250C	7000418	BREAKER, circuit, 30 amp, assy (headlight switch) (used with SWITCH 506605).	ea	1	%	%	%	%		X
G503-0125900		WO-A1733 FM-GPW12250A		BREAKER, circuit, 5 amp, assy (instrument and horn) (issue until stock is exhausted, then use BREAKER 7016441).	ea						†	X
G503-0125901		WO-A15804 WO-A1734 FM-GPW12250E FM-GPW12250B	A307580 7016441	BREAKER, circuit, 5 amp, assy (instrument and horn) (dust proof).	ea	2	%	%	%	%		X
H001-5147561	013-2764		132764	BOLT, mach, No 8-32NC-2 x 5/8.....	ea	4	%	%	%	%	H-1	X
H001-4135621			120622	NUT, mach screw, No 8-32NC-2.....	ea	4	%	%	%	%	H-1	X
H001-7025591			121841	WASHER, lock, No 8.....	ea	4	%	%	%	%	H-1	X
G503-7037380		WO-A1347 DM-5943	7037380	CONTROL, locknut, blackout light switch, assy (issue until stock is exhausted, then use SWITCH 506605).	ea						†	X
G116-0400771		WO-A8184 FM-GPW9280		GAGE, fuel, level, assy.....	ea	1	%	%	%	%		X
G121-0194050		WO-A8190 FM-GPW9273	7056073	GAGE, oil, pressure, assy.....	ea	1	%	%	%	%		X
G503-0232469		WO-A8188 FM-GPW10883		GAGE, water temperature, assy.....	ea	1	%	%	%	%		X
G503-7036866		DM-5944 WO-A1348	7036866	KNOB (blackout) light switch, w/SCREW, assy (issue until stock is exhausted, then use SWITCH 506605).	ea						†	
G503-7088755		WO-A1352 DM-5999	7088755	KNOB (panel light switch, w/set SCREW), assy (issue until stock is exhausted, then use SWITCH 506602).	ea						†	X
H104-0115273			115273	LAMP, elec, incand, min, 6-8 v, sgle-tun-fil, No 51, 1 cp (sngle contact min-bay-base, G-3 1/2 bulb, C-2R fil) (panel light).	ea	2	%	%	1	2	H-4	X
H104-0131282			131282	LAMP, elec, incand, min, 12-16 v, sgle-tun-fil, No 53, 1 (nominal) cp (sngle contact min-bay-base, G-3 1/2 bulb, C-2R fil) (panel light).	ea	2	%	%	1	2	H-4	X
G503 5381088		WO-A11868	A381088	LEVER, blackout light switch (used with SWITCH 506605).	ea	1	%	%	%	%		X
H004-0504780			504780	SHIELD, instrument light, 12 prong, S (panel).	ea	2	%	%	%	%	H-4	X
G503-7371305		WO-A1411 FM-GPW13710	7371305	SOCKET, lamp cable (instrument light, w/-CABLE), assy.	ea	1	%	%	%	%		X
H004-0506605			506605	SWITCH, blackout light, push-pull, safety lock, 4-position, assy (7 circuits).	ea	1	%	%	%	%	H-4	X
G503 7706648		FM-GPW3686	7706648	SWITCH, ignition, assy (key type) (issue until stock is exhausted, then use SWITCH 7088753).	ea						†	X

(1) STOCK NO.	(2) FEDERAL ITEM IDENTIFI- CATION NO.	(3) MANUFACTURER'S PART NO.	(4) ORDNANCE PART NO.	(5) DESCRIPTION	(6) UNIT OF ISSUE	(7) QUAN- TITY IN- CORP. IN UNIT	(8) ORGANIZATIONAL ALLOWANCES				(9) REFERENCE SYMBOLS	
							NO. OF MAJOR ITEMS PER					
							CO, BTRY OR TRP		BN			
							1-15 (a)	16-35 (b)	36-85 (c)	86-186 (d)		
ORGANIZATIONAL SPARE PARTS FOR TRUCK—Continued												
GROUP 06—ELECTRICAL SYSTEM —Continued												
0607—Instrument Panel Gages, Switches and Circuit Breakers—Continued												
G513-7088753		FM-GPW3686B	7088753	SWITCH, ignition, assy (lever type).....	ea	1	%	%	%	%		X
H004-0506602			506602	SWITCH, light, push-pull, 2-position, assy (panel light).	ea	1	%	%	%	%	H-4	X
0608—Miscellaneous Switches and Junction Blocks												
G503-7371572		FM-GPW14448B	7371572	BLOCK, assy (junction) (2 post) (issue until stock is exhausted, then use BLOCK 7371571).	ea						†	X
G503-7371571		WO-639599 FM-GPW14448C	7371571	BLOCK, junction, 2 post, assy.....	ea	1	%	%	%	%		X
H001-5148271			120222	SCREW, mach, No 10-24NC-2 x 5/8...	ea	4	%	%	%	%	H-1	X
H001-7025621			120217	WASHER, lock, No 10.....	ea	2	%	%	%	%	H-1	X
G503-7371572		FM-GPW14448B	7371572	BLOCK, assy (junction) (7 post) (issue until stock is exhausted, then use BLOCK 7371573).	ea						†	X
G503-7371573		WO-A1490 FM-GPW14448D	7371573	BLOCK, junction, 6 post, assy.....	ea	1	%	%	%	%		X
H101-0178469			178469	SCREW, ext-teeth-lockwasher, No 10- 32NF-2 x 3/8.	ea	2	%	%	%	%	H-1	X
H001-5148281			120910	SCREW, mach, No 10-24NC-2 x 3/4...	ea	2	%	%	%	%	H-1	X
H001-7025621			120217	WASHER, lock, No. 10.....	ea	4	%	%	%	%	H-1	X
G522-7520744		WO-638979 FM-GPW13532	7520744	SWITCH, dimmer, headlight, assy.....	ea	1	%	%	%	%		X
H001-5150131			120628	SCREW, mach, 1/4-20NC-2 x 1/2.....	ea	3	%	%	%	%	H-1	X
H001-7025681			120380	WASHER, lock, 1/4 in.....	ea	3	%	%	%	%	H-1	X
G085-2102215		WO-A1271 FM-11A13480	A282691	SWITCH, stoplight, assy.....	ea	1	%	%	%	%		X

0609.1—Head, Tail and Marker Lights

G503-7697876	WO-A2873	7697876	BOLT, S, 5/16-18NC-2 (headlight support), w/NUT and WASHER, assy.	ea	2	1	1	1	1		X
G503-7378540	FM-GPW13020 FM-GPW13175 CB-11503 WO-A6146	7378540	CABLE, blackout driving light, assy (issue until stock is exhausted, then use CABLE 7371297).	ea					†		X
G503-7371297	WO-A11770	7371297	CABLE (blackout driving light), assy.....	ea	1			%	%		X
G503-7371300	FM-GPW13175C FM-GPW13410 WO-A719	7371300	CABLE, blackout taillight to connector (assy).	ea	1			%	%		X
G503-7371202	FM-GPW13076 WO-A1362	7371202	CONNECTOR, left headlight (w/CABLE), assy.	ea	1			%	%		X
G503-7371201	FM-GPW13075 WO-A1363	7371201	CONNECTOR, right headlight (w/CABLE), assy.	ea	1			%	%		X
H004-0504435		504435	DOOR, blackcut marker light, w/LENS and filter, assy.	ea	2			%	%	H-4	X
H101-0134235	013-4235	134235	BOLT, mach, No 8-32NC-2 x 7/8.....	ea	2			%	%	H-1	X
H004-0504430		504430	DOOR, blackout tail and blackout stoplight, w/SCREWS (right).	ea	1			%	%	H-4	X
H101-0421542		421542	SCREW, mach, No 8-32NC-2 x 1 1/4.....	ea	4			%	%	H-1	X
H004-0504432		504432	DOOR, blackout taillight and service tail and stoplight, w/SCREWS (left).	ea	1			%	%	H-4	X
G121-0155535	FM-GPW13043 WO-A1036 CB-8523	7007587	DOOR, headlight, assy.....	ea	2			%	%		X
H101-0427249		427249	SCREW, mach, No 8-32NC-2 x 3/4.....	ea	2	%	%	%	%	H-1	X
H004-0504426		504426	DOOR, headlight, assy.....	ea	1			%	%	H-4	X
H001-5125831		131963	SCREW, mach, No 8-32NC-2 x 3/8.....	ea	1	%	%	%	%	H-1	X
H001-7021651		138530	WASHER, lock, internal teeth, No 8...	ea	1	%	%	%	%	H-1	X
G508-5265618	FM-GP13209B WO-A1071	A265618	GASKET, rubber blackout marker light door.	ea	2			%	%		X
G503-7697858	FM-GPW13032 WO-A2878	7697858	HINGE, headlight support.....	ea	1			%	%		X
H001-4179661		125653	NUT, hex, 1/2-20NF-2.....	ea	1			%	%	H-1	X
H101-0131101		131101	WASHER, lock, 1/2 in.....	ea	1			%	%	H-1	X
H104-0142303		142303	LAMP, elec, incand, min, 6-8 v, sgle-tun-fil, No 63, 3 cp (sgle contact cand-bay-base, G-6 bulb, C-2R fil) (blackout marker light).	ea	2			1	2	H-4	X
H104-0190917		190917	LAMP, elec, incand, min, 12-16 v, sgle-tun-fil, No 1247, 3 cp (sgle contact cand-bay-base, G-6 bulb, two C-2R fils in series).	ea	2			1	2	H-4	X
H004-0504422		504422	LAMP-UNIT, blackout stoplight, sealed, 1-opening, 12-16 v, 3 cp (upper) (right).	ea	1			1	2	H-4	X

(1)	(2)	(3)	(4)	(5)	(6)	(7)	(8)				(9)	
STOCK NO.	FEDERAL ITEM IDENTIFICATION NO.	MANUFACTURER'S PART NO.	ORDNANCE PART NO.	DESCRIPTION	UNIT OF ISSUE	QUANTITY IN-CORP. IN UNIT	ORGANIZATIONAL ALLOWANCES				REFERENCE SYMBOLS	
							NO. OF MAJOR ITEMS PER					
							CO, BTRY OR TRP		BN			
1-15 (a)	16-35 (b)	36-85 (c)	86-186 (d)									
ORGANIZATIONAL SPARE PARTS FOR TRUCK—Continued												
GROUP 06—ELECTRICAL SYSTEM —Continued												
0609.1—Head, Tail and Marker Lights —Continued												
H004-0504423			504423	LAMP-UNIT, blackout stoplight, sealed, 1-opening, 6-8 v, 3 cp (upper) (right)	ea	1			1	2	H-4	X
H004-0504420			504420	LAMP-UNIT, blackout taillight, sealed, 4-opening, 6-8 v, 3 cp (lower) (right and left).	ea	2			1	2	H-4	X
H004-0504419			504419	LAMP-UNIT, blackout taillight, sealed, 4-opening, 12-16 v, 3 cp (lower).	ea	2			1	2	H-4	X
H004-0504433			504433	LAMP-UNIT, incand, blackout driving, sealed, shielded, metal reflector, 6-8 v, No 2405S, 15 w, 10 cp, c-6 fil, 8-32NC-2 screw terminal (blackout driving light).	ea	1			1	2	H-4	X
H104-0193152			193152	LAMP-UNIT, incand, sealed, metal reflector 6-8 v, dble-tun-fil, 3-prong base, No 4031, 45-35 w (PAR-46 bulb) (head-light).	ea	2			1	2	H-4	X
H104-0193153			193153	LAMP-UNIT, incand, sealed, metal reflector, 12-16 v, dble-tun-fil, 3-prong base, No 4431, 45-35 w (PAR-46 bulb) (head-light).	ea	2			1	2	H-4	X
H004-0504417			504417	LAMP-UNIT, service tail and stoplight, sealed, 6-8 v 21-3 cp (upper) (left).	ea	1			1	2	H-4	X
H004-0504416			504416	LAMP-UNIT, service tail and stoplight, sealed, 12-16 v, 21-6 cp (upper) (left).	ea	1			1	2	H-4	X
G503-7371296		FM-GPW13150 WO-A6142	7371296	LIGHT, head blackout (driving), assy (issue until stock is exhausted, then use LIGHT 7371561).	ea					†		X

G503-7371561		FM-GPW13150C WO-A11768	7371561	LIGHT, head, blackout (driving), assy.....	ea	1	1	1	1	1		X
H101-0123221			123221	NUT, hex, $\frac{3}{8}$ -16NC-3.....	ea	1	%	%	%	%	H-1	X
H001-7025741			120382	WASHER, lock, $\frac{3}{8}$ in.....	ea	1	%	%	%	%	H-1	X
G503-0211411		FM-GPW13006A WO-A1304 CB-215142		LIGHT, head, left, assy (6 v).....	ea	1	1	1	1	1		X
G503-0211410		FM-GPW13005A WO-A1305		LIGHT, head, right, assy (6 v).....	ea	1	1	1	1	1		X
H001-4167681			120371	NUT, hex, $\frac{1}{2}$ -20NF-2.....	ea	2	%	%	%	%	H-1	X
H001-7025801			120384	WASHER, lock, $\frac{1}{2}$ in.....	ea	2	%	%	%	%	H-1	X
H004-0504439			504439	LIGHT, marker, blackout, type C pinless mounting base, 6-8 v, assy.	ea	2	1	1	1	1	H-4	X
H001-4167561			120368	NUT, hex, $\frac{5}{16}$ -24NF-2.....	ea	2	%	%	%	%	H-1	X
H001-7025711			120214	WASHER, lock, $\frac{5}{16}$ in.....	ea	2	%	%	%	%	H-1	X
H004-0504413			504413	LIGHT, tail and stop blackout, 6-8 v, $\frac{7}{8}$ in studs, assy (right).	ea	1	1	1	1	1	H-4	X
H004-0504406			504406	LIGHT, tail and stop blackout and service (only taillight for blackout) 6-8 v, $\frac{7}{8}$ in, studs, assy (left).	ea	1	1	1	1	1	H-4	X
H001-4167501			120375	NUT, hex, $\frac{1}{4}$ -20NC-2.....	ea	4	%	%	%	%	H-1	X
H001-7025681			120380	WASHER, lock, $\frac{1}{4}$ in.....	ea	4	%	%	%	%	H-1	X
G503-7371298		FM-GPA13189	7371298	RESISTOR, blackout driving light (issue until stock is exhausted, then use RE- SISTOR 7713396).	ea					†		X
G503-7713396			7713396	RESISTOR, blackout driving light (12 volt).	ea	1			%	%		X
H004-0504427			504427	RING and SPRING, sealed head lamp-unit, assy (blackout driving light).	ea	1			%	%	H-4	X
H004-0504852			504852	SEAL, insulating, taillight socket, rubber...	ea				%	%	H-4	X
0610—Sending Unit												
G503-0194025		WO-A1293		GASKET, fuel gage (tank) (cork).....	ea	1	%	%	%	%		X
G503-0194063		FM-GPW9276 AL-NG9979T WO-A1292 FM-GPW9275A		UNIT, sending, fuel (tank), level, assy.....	ea	1	%	%	%	%		X
H001-5147531	012-1832		121832	BOLT, mach, No 8-32NC-2 x $\frac{3}{8}$	ea	5	%	%	%	%	H-1	X
H001-7025591			121841	WASHER, lock, No 8.....	ea	5	%	%	%	%	H-1	X
0611—Horns												
G503-7371307		FM-GPW13831	7371307	BRACKET (mounting), assy.....	ea	1	%	%	%	%		X
H001-5453821	018-1595		181595	BOLT mach $\frac{5}{16}$ -24NF-3 x $\frac{3}{4}$	ea	2	%	%	%	%	H-1	X
H101-0122198			122198	NUT jam $\frac{5}{16}$ -24NF-3.....	ea	2	%	%	%	%	H-1	X
H001-7025711			120214	WASHER, lock, $\frac{5}{16}$ in.....	ea	2	%	%	%	%	H-1	X
H001-7045561			120387	WASHER, plain, $\frac{5}{16}$ in.....	ea	2	%	%	%	%	H-1	X

(1) STOCK NO.	(2) FEDERAL ITEM IDENTIFICATION NO.	(3) MANUFACTURER'S PART NO.	(4) ORDNANCE PART NO.	(5) DESCRIPTION	(6) UNIT OF ISSUE	(7) QUANTITY IN-CORP. IN UNIT	(8) ORGANIZATIONAL ALLOWANCES				(9) REFERENCE SYMBOLS
							NO. OF MAJOR ITEMS PER				
							CO, BTRY OR TRP		BN		
							1-15 (a)	16-35 (b)	36-85 (c)	86-186 (d)	
ORGANIZATIONAL SPARE PARTS FOR TRUCK—Continued											
GROUP 06—ELECTRICAL SYSTEM—Continued											
0611—Horns—Continued											
G503-7743681		SPW-A18345	7743681	HORN, w/BRACKET, assy (6 volt) (issue until stock is exhausted, then use HORN 7728527).	ea					†	X
G508-7728527		AL-HY4001	7728527	HORN, assy (6 volt)	ea	1	%	%	%	%	X
G504-7089882		SPW-B9567 FM-GPA13802	7089882	HORN (w BRACKET,) assy (12 volt) (issue until stock is exhausted, then use HORN 7728528).	ea					†	
G508-7728528		AL-HZ4001	7728528	HORN, assy (12 volt)	ea	1	%	%	%	%	X
0612.1—Batteries											
51-A-1562-255			51-A-1562-255	ACID, sulfuric, dilute (electrolyte), specific gravity 1.280, storage battery, 1 gal (US) container (for concentrated acid see SNL K1).	ea	4	1	1	1	2	K-1 NX
H015-0500902			500902	BATTERY, storage, lead acid, No 2H, charged (6 v, 3 cell, 120 amp hr rating, 10 ³ / ₈ x 7 ¹ / ₈ x 9 ³ / ₈) dry (passenger).	ea	1	1	1	1	2	H-15 NX
H004-0116300			501924	BOLT, battery terminal, sq-hd, S, lead-coated, 5/16-18NC, w/NUT.	ea	2	%	%	%	%	H-4 X
H005-0812505			15-C-2213-375	CABLE, automotive, AWG No 0 (battery to starter switch).	ft	†	%	%	%	%	H-5 X
H005-0812500			15-C-2213-360	CABLE, automotive, AWG No 1 (ground cable).	ft	†	%	%	%	%	H-5 X
G503-7371310		FM-GPW14300	7371310	CABLE, battery to starter switch, positive (w/TERMINALS, assy) (issue until stock is exhausted, then use CABLE 15-C-2213-375, TERMINAL 506243 (1) and TERMINAL 507031 (1)).	ea					†	X

G503-7343031	FM-GPW14301B	7343031	CABLE, ground (14½ in) (issue until stock is exhausted, then use STRAP WO-A1320).	ea						†		X
G503-7371001	FM-GPW5165	7371001	FRAME, hold-down, btry (assy)	ea	1	%	%	%	%	%		X
G085-2215605	DT-143001 WO-A1320 FM-GPW14301		STRAP, ground (18 in) (issue until stock is exhausted, then use CABLE 15-C-2213-360, TERMINAL 506243 (1) and TERMINAL 507045 (1)).	ea						†		X
G503-7697853	WO-A1757 FM-GPW5168	7697853	STRAP, hold-down frame to fender	ea	1	%	%	%	%	%		X
H101-0142745		142745	NUT, wing, 5/16-18NC-2	ea	1	%	%	%	%	%	H-1	X
H001-7025711		120214	WASHER, lock, 5/16 in	ea	1	%	%	%	%	%	H-1	X
H101-0502245		502245	WASHER, plain, 5/16 in	ea	1	%	%	%	%	%	H-1	X
G503-7371830	WO-371400 FM-11A14452	7371830	TERMINAL, battery (negative cable) (issue until stock is exhausted, then use TERMINAL 506243).	ea						†		X
H004-0365600		507045	TERMINAL, battery cable, solder, stght, clamp type, split barrel, universal, No 1/0 or 2/0 AWG cable (ground cable).	ea	1	%	%	%	%	%	H-4	X
H004-0507031		507031	TERMINAL, battery, clamp type, lead-alloy, pos, w/3/8-16NC-2 BOLT and NUT for cable terminal (battery to starter switch).	ea	1	%	%	%	%	%	H-4	X
H004-0181120		506243	TERMINAL, cable, solder, lug (side formed), rd-end, 1-hole, cop, tnd, 125 amp, No 1/0 AWG cable, hole for 5/16 in stud (battery to starter switch (1) and ground cable (1)).	ea	2	%	%	%	%	%	H-4	X
G503-7743516	WO-372668 FM-19B14451A	7743516	TERMINAL, cable, positive (issue until stock is exhausted, then use TERMINAL 507031).	ea						†		X
0612.3—Batteries (12 Volt)												
51-A-1562-255		51-A-1562-255	ACID, sulfuric, dilute (electrolyte), specific gravity 1.280, storage battery, 1 gal (US) container (for concentrated acid see SNL K1).	ea	4	2	2	2	2	4	K-1	NX
H015-0500902		500902	BATTERY, storage, lead acid, No 2H, charged (6 v, 3 cell, 120 amp hr rating, 10 3/8 x 7 1/8 x 9 3/8 dry).	ea	2	1	1	1	1	2	H-15	NX
H005-0812505		15-C-2213-375	CABLE, automotive, AWG No 0 (battery to battery (9 in) and ground (18 in)).	ft	†	%	%	%	%	%	H-5	X
H005-0812370		15-C-2165-350	CABLE, automotive, AWG No 2 (battery to starter switch).	ft	†	%	%	%	%	%	H-5	X

(1) STOCK NO.	(2) FEDERAL ITEM IDENTIFI- CATION NO.	(3) MANUFACTURER'S PART NO.	(4) ORDNANCE PART NO.	(5) DESCRIPTION	(6) UNIT OF ISSUE	(7) QUAN- TITY IN- CORP. IN UNIT	(8) ORGANIZATIONAL ALLOWANCES				(9) REFERENCE SYMBOLS	
							NO. OF MAJOR ITEMS PER					
							CO, BTRY OR TRP		BN			
							1-15 (a)	16-35 (b)	36-85 (c)	86-186 (d)		
ORGANIZATIONAL SPARE PARTS FOR TRUCK—Continued												
GROUP 06—ELECTRICAL SYSTEM —Continued												
0612.3—Batteries (12 Volt)—Continued												
G503-7713376	FMGPWS14447	7713376	CABLE, battery connecting, w/TERMI- NALS, assy (9 in long) (issue until stock is exhausted, then use CABLE 15-C-2213-375, TERMINALS 507041 and 507042).	ea	†	X	
G503-7713417	FM-GPWS14300B	7713417	CABLE, battery to starter switch, positive, w/TERMINALS, assy (46 in long) (issue until stock is exhausted, then use CABLE 15-C-2165-30, TERMINALS 200120 and 507032).	ea	†	X	
C503-7713389	7713389	CABLE, ground (18 in long) (issue until stock is exhausted, then use CABLE 15-C-2213-375, TERMINALS 200120 and 507032).	ea	†	X	
H004-0507032	507032	TERMINAL, battery, clamp type, lead- alloy, neg, w/3/8-16NC-2 BCLT and NUT for cable terminal (battery to starter switch (1) and ground cable (1)).	ea	2	%	%	%	%	H-4	X
H004-0365560	507041	TERMINAL, battery cable, solder, elbow, clamp type, split barrel, neg, No 4/0 or 3/0 AWG cable (battery to battery).	ea	1	%	%	%	%	H-4	X
H004-0365540	507042	TERMINAL, battery cable, solder, elbow, clamp type, split barrel, pos, No 4/0 or 3/0 AWG cable (battery to battery).	ea	1	%	%	%	%	H-4	X
H104-0200120	200120	TERMINAL, cable, solder, eyelet, sgle-ear type N, br, 0.091 in thk, No 2 AWG cable, hole for 5/16 in stud (battery to starter switch (1) and ground cable (1)).	ea	2	%	%	%	%	H-4	X

0613.1—Wiring Harnesses										
G503-7371574	WO-A5082 FM-GPW14465	7371574	CABLE, generator regulator to junction block.	ea	1	%	%	%	%	X
G503-7371575	WO-635985 FM-GPW14487A	7371575	CONNECTOR, assy (cable, blackout marker light and tail and stoplight).	ea	3	%	%	%	%	X
G503-5244794	WO-635981 FM-GPW14487B	A244794	CONNECTOR, S, wire assy (cable, blackout driving light).	ea	1	%	%	%	%	X
G503-7371564	WO-A7825 FM-GPW14425B	7371564	HARNESS (wiring, junction block to headlight), assy.	ea	1	%	%	%	%	X
G503-7371563	WO-A1665 FM-GPW14425	7371563	HARNESS, wiring (junction block to headlight), assy (issue until stock is exhausted, then use HARNESS 7371564).	ea					†	X
G503-7744365	WO-A6355 FM-GPW14407	7744365	HARNESS, wiring, body (junction block to taillight assy (used on vehicles modified by MWO ORD G503-W2 to provide lighting current for trailers).	ea	1	%	%	%	%	X
G503-7743527	WO-A6154 WO-A9144 WO-A1551 FM-GPW14402B	7743527	HARNESS, wiring, body, left side short assy (junction block to blackout light switch).	ea	1	%	%	%	%	X
G503-7704014	FM-GPW14401 FM-GPW14401A FM-GPW14401B FM-GPW14401C	7704014	HARNESS, wiring, body, long (junction block to taillight), assy (issue until stock is exhausted, then use HARNESS 7520107).	ea					†	X
G503-7371562	WO-A9220 FM-GPW14401F	7371562	HARNESS, wiring, body, long (junction block to taillight), assy (used with dimmer SWITCH WO-A12056).	ea	1	%	%	%	%	X
G503-7371566	WO-A5061 FM-GPW14446	7371566	HARNESS, wiring, chassis, left side (junction block to stop light switch), assy.	ea	1	%	%	%	%	X
G503-7520494	WO-A7824 FM-GPW14305D	7520494	HARNESS, wiring, generator to regulator (6 volt system).	ea	1	%	%	%	%	X
G503-7371313	FM-GPW14305C	7371313	HARNESS, wiring, generator to regulator, assy (12 volt system) (issue until stock is exhausted, then use HARNESS 7713904).	ea					†	X
G503-7713904		7713904	HARNESS, wiring, generator to voltage regulator, assy (12 volt system).	ea	1	%	%	%	%	X
G503-7520107	WO-A5048 FM-GPW14401D	7520107	HARNESS, wiring, junction block to taillight, assy.	ea	1	%	%	%	%	X
0615—Radio Suppression										
H005-0811650		22-C-70	CABLE, automotive, AWG No 4.....	ft	†	%	%	%	%	H-5 X
G503-7713409		7713409	CAPACITOR, coil.....	ea	1	%	%	%	%	X
G503-7713394		7713394	CAPACITOR, 0.01 mfd (generator regulator battery terminal).	ea	1	%	%	%	%	X

(1) STOCK NO.	(2) FEDERAL ITEM IDENTIFI- CATION NO.	(3) MANUFACTURER'S PART NO.	(4) ORDNANCE PART NO.	(5) DESCRIPTION	(6) UNIT OF ISSUE	(7) QUAN- TITY IN- CORP. IN UNIT	(8) ORGANIZATIONAL ALLOWANCES				(9) REFERENCE SYMBOLS
							NO. OF MAJOR ITEMS PER				
							CO, BTRY OR TRP		BN		
							1-15 (a)	16-35 (b)	36-85 (c)	86-186 (d)	
ORGANIZATIONAL SPARE PARTS FOR TRUCK—Continued											
GROUP 06—ELECTRICAL SYSTEM —Continued											
0615—Radio Suppression—Continued											
G503-7713394			7713394	CAPACITOR, 0.01 mfd (starter switch) (issue until stock is exhausted, then use CAPACITOR 502022).	ea					†	X
G503-7371617		FM-GPW18938B	7371617	CAPACITOR, filter, generator regulator battery terminal (issue until stock is ex- hausted, then use CAPACITOR 7713394).	ea					†	X
G503-7371615		FM-GPW18937	7371615	CAPACITOR, filter, ignition switch (issue until stock is exhausted, then use CAPACITOR 502011).	ea					†	X
H004-0502028			502028	CAPACITOR, fixed, end mounting clip, 100 v dc, 0.10 mfd, type CA-448, $\frac{9}{32}$ in screw hole (radio terminal box).	ea	1	%	%	%	%	H-4 X
H004-0502022			502022	CAPACITOR, RH mounting clip, 100 v dc, 0.10 mfd, type CA-442, $\frac{9}{32}$ in screw hole (generator armature terminal (1) and starter switch (1)).	ea	2	%	%	%	%	H-4 X
H004-0502011			502011	CAPACITOR, RH mounting clip, 100 v dc, 10,000 mmfd, type CA-431, $\frac{7}{32}$ in screw hole (generator regulator field terminal (1) and ignition switch (1)).	ea	2	%	%	%	%	H-4 X
G503-7371613		FM-GPWS18935	7371613	CAPACITOR, starter switch (issue until stock is exhausted, then use CAPACITOR 502022).	ea					†	X
H004-0504804			504804	FERRULE, $\frac{3}{4}$ in wide braided strap (used with CABLE 22-C-70).	ea	†	%	%	%	%	H-4 X
G503-7371612		WO-A5038 FM-GPW18876	7371612	STRAP, bond, No 1 and No 2 (ground, cowl to hood, right and left) (6 in long) (issue until stock is exhausted, then use CABLE 22-C-70 and (4) FERRULE 504804).	ea					†	X

G503-7371608	WO-A5033 FM-GPW18858	7371608	STRAP, bond, No 3 (ground, cylinder head to dash) (8 in long) (issue until stock is exhausted, then use CABLE 22-C-70 and (2) FERRULE 504804).	ea					†	X
G503-7371602	WO-A5035 FM-GPW18849	7371602	STRAP, bond, No 4 (ground, hand brake, speedometer and heat indicator cable to dash) (8 in long) (issue until stock is exhausted, then use CABLE 22-C-70 and (2) FERRULE 504804).	ea					†	X
G503-7371605	WO-A5039 FM-GPW18853	7371605	STRAP, bond, No 5 (ground, fuel line to dash) (5 in long) (issue until stock is exhausted, then use CABLE 22-C-70 and (2) FERRULE 504804).	ea					†	X
G503-7371603	WO-A5040 FM-GPW18850	7371603	STRAP, bond, No 6 (ground, choke and throttle controls and oil gage to dash) (6 in long) (issue until stock is exhausted, then use CABLE 22-C-70 and (2) FERRULE 504804).	ea					†	X
G503-7371607	WO-A5037 FM-GPW18857	7371607	STRAP, bond, No 7 (ground, generator mounting bolt to starter bracket) (8 in long) (issue until stock is exhausted, then use CABLE 22-C-70 and (2) FERRULE 504804).	ea					†	X
G503-7371610	WO-A5034 FM-GPW18873	7371610	STRAP, bond, No 9 (ground, ignition coil to cylinder block) (9 in long) (issue until stock is exhausted, then use CABLE 22-C-70 and (2) FERRULE 504804).	ea					†	X
G503-7371611	WO-A5036 FM-GPW18874	7371611	STRAP, bond, No 11 (ground, engine front plate to frame) (10 in long) (issue until stock is exhausted, then use CABLE 22-C-70 and (2) FERRULE 504804).	ea					†	X
G503-7371606	WO-A5027 FM-GPW18854	7371606	STRAP, bond, No 12 (ground, exhaust pipe to frame) (12 in long) (issue until stock is exhausted, then use CABLE 22-C-70 and (2) FERRULE 504804).	ea					†	X
G503-7371609	WO-A5031 FM-GPW18872	7371609	STRAP, bond, No 15 (ground, engine rear support to frame cross member stud) (7 in long) (issue until stock is exhausted, then use CABLE 22-C-70 and (2) FERRULE 504804).	ea					†	X
G503-7371753	WO-A5030 FM-GPW18871	7371753	STRAP, bond, No 16 (ground, transfer case to body floor stud) (11 in long) (issue until stock is exhausted, then use CABLE 22-C-70 and (2) FERRULE 504804).	ea					†	X

(1) STOCK NO.	(2) FEDERAL ITEM IDENTIFICATION NO.	(3) MANUFACTURER'S PART NO.	(4) ORDNANCE PART NO.	(5) DESCRIPTION	(6) UNIT OF ISSUE	(7) QUANTITY IN-CORP. IN UNIT	(8) ORGANIZATIONAL ALLOWANCES				(9) REFERENCE SYMBOLS
							NO. OF MAJOR ITEMS PER				
							CO, BTRY OR TRP		BN		
							1-15 (a)	16-35 (b)	36-85 (c)	86-186 (d)	
ORGANIZATIONAL SPARE PARTS FOR TRUCK—Continued											
GROUP 06—ELECTRICAL SYSTEM—Continued											
0615—Radio Suppression—Continued											
G503-7371604		WO-A1699 FM-GPW18852	7371604	STRAP, bond, No 21 and 22 (ground, hood to brush guard) (5 in long) (issue until stock is exhausted, then use CABLE 22-C-70 and (4) FERRULE 504804).	ea					†	X
G503-7371311		WO-A1098 FM-GPW14303	7371311	STRAP, ground, engine (front plate to frame, right) (10 in long) (issue until stock is exhausted, then use CABLE 22-C-70 and (2) FERRULE 504804).	ea					†	X
H004-0500321			500321	SUPPRESSOR, elec noise resistor type, elbow snap on spark plug or in distributor (spark plug radio interference, elbow, type L-7) (10,000-ohm, type SPK-VR or equal) (spark plug (4) and distributor to coil cable (1)).	ea	5	%	%	%	%	H-4 X
0617—Trailer Coupling (Electric)											
G529-7010531		WO-A6393 FM-GPW5186	7010531	BOLT, eye, S, cd, 1¼ eye, ½-13NC-2 x 1½.	ea	2	%	%	%	%	X
H004-0329000			500705	COVER, electric brake coupling socket.....	ea	1	%	%	%	%	H-4 X
H004-0500495			500495	GASKET, ring coupling socket cover, rubber, 1¾ ID, 4⅛ OD, ⅛ thk (electric brake coupling socket).	ea	1	%	%	%	%	H-4 X
H004-0500497			500497	RING, coupling socket cover, S, 3⅛ ID, 4⅛ OD, 0.083 thk (electric brake coupling socket).	ea	1	%	%	%	%	H-4 X
H004-0500703			500703	SOCKET, coupling, 4-contact, w/hinged COVER.	ea	1	%	%	%	%	H-4 X
H001-5025821	021-3880		213880	BOLT, mach, ¼-28NF-2 x ¾ (GPW)..	ea	2	%	%	%	%	H-1 X
H001-5025841	021-3888		213888	BOLT, mach, ¼-28NF-2 x 1 (MB)....	ea	4	%	%	%	%	H-1 X

H001-4027501		218584	NUT, hex, 1/4-28NF-2.....	ea	1	%	%	%	%	H-1	X
H001-7025681		120380	WASHER, lock, 1/4 in.....	ea	4	%	%	%	%	H-1	X
H001-7124701		174916	WASHER, lock, internal-external teeth, 1/4 in.	ea	4	%	%	%	%	H-1	X
G571-7698344	WEB-110110	7698344	WASHER, plain, br, 13/64 ID, 7/16 OD, 18 gage (terminal screw) (brass).	ea	4	%	%	%	%		X
G503-5190691	WEB-110242	A190691	WASHER, terminal, br, cd-pltd, 13/64 in ID, 23/32 in OD, 0.040 thk, cupped (terminal).	ea	1	%	%	%	%		X
GROUP 07—TRANSMISSION											
0700—Transmission Assembly											
G503-7371355	WG-AS2T84J WO-A1145 FM-GPW7000	7371355	TRANSMISSION, w/gear shift LEVER, assy.	ea	1			%%	%%		X
G503-7371700	WO-630101 FM-355597S	7371700	BOLT (dowel), hex-hd, S, 3/8-24NF-2 x 2 1/8.	ea	2			%	%		X
H001-5455281	018-1638	181638	BOLT, mach, 3/8-24NF-3 x 1 1/8.....	ea	4			%	%	H-1	X
H001-5455381	018-1645	181645	BOLT, mach, 3/8-24NF-3 x 1 5/8.....	ea	2			%	%	H-1	X
H001-4167601		120369	NUT, hex, 3/8-24NF-2.....	ea	8			%	%	H-1	X
H001-7025741		120382	WASHER, lock, 3/8 in.....	ea	8			%	%	H-1	X
0704—Cover											
G503-7372473	WG-T84-115 WO-635861 FM-GPW7223	7372473	GASKET, gear shift lever housing (cover)...	ea	1				%		X
G503-7696491	WO-A971 FM-GPW7213	7696491	KNOB, gear shift (hand), lever.....	ea	1	%	%	%	%		X
GROUP 08—TRANSFER											
0800—Transfer Assembly											
G503-7371771	WO-634758 FM-746038	7371771	INSULATOR, case support.....	ea	1			%%	%%		X
G503-7371374	WO-634759 FM-GPW7781A	7371374	SNUBBER, case support insulator.....	ea	1			%%	%%		X
G503-7371759	WO-A147 FM-355741S	7371759	BOLT, sp, hex-hd, S, 1/2-20NC-2 x 3...	ea	1			%%	%%		X
H001-4167681		120371	NUT, hex, 1/2-20NF-2.....	ea	1			%	%	H-1	X
H001-7025801		120384	WASHER, lock, 1/2 in.....	ea	1			%	%	H-1	X
G503-7744273	FM-GPW7704B	7744273	TRANSFER (w/o hand BRAKE), assy (issue until stock is exhausted, then use TRANSFER WO-1195).	ea					†		X
G503-0131675	WO-A1195 FM-GPW7700		TRANSFER, w/(hand) BRAKES, assy (ex- ternal contracting type hand brake) (issue until stock is exhausted, then use TRANS- FER 7371369).	ea					†		X

(1) STOCK NO.	(2) FEDERAL ITEM IDENTIFI- CATION NO.	(3) MANUFACTURER'S PART NO.	(4) ORDNANCE PART NO.	(5) DESCRIPTION	(6) UNIT OF ISSUE	(7) QUAN- TITY IN- CORP. IN UNIT	(8) ORGANIZATIONAL ALLOWANCES				(9) REFERENCE SYMBOLS
							NO. OF MAJOR ITEMS PER				
							CO, BTRY OR TRP		BN		
							1-15 (a)	16-35 (b)	36-85 (c)	86-186 (d)	
ORGANIZATIONAL SPARE PARTS FOR TRUCK—Continued											
GROUP 08—TRANSFER—Continued											
0800—Transfer Assembly—Continued											
G503-7371369		WO-A8859 FM-GPW7700B	7371369	TRANSFER, w/(hand) BRAKES, assy (internal expanding type hand brake).	ea	1			%%	%%	X
H101-0214388			214388	SCREW, cap, $\frac{3}{8}$ -16NC-2 x $1\frac{1}{8}$	ea	5			%	%	H-1 X
H001-7025741			120382	WASHER, lock, $\frac{3}{8}$ in.....	ea	5			%	%	H-1 X
G503-7324850		WO-634762 FM-356524S	7324850	WASHER, plain, S, $2\frac{1}{32}$ ID, $1\frac{1}{2}$ OD, $\frac{1}{16}$ thk, case support insulator.	ea	1			%%	%%	X
0804—Shifter Forks, Levers and Shafts											
G503-7696491		SP-39Q20 WO-A971 FM-GP7213	7696491	KNOB, gear shift lever.....	ea	2	%	%	%	%	X
G503-7373170		SP-25Q1055 WO-A1505 FM-GPW7793	7373170	LEVER, gear shift, direct and under drive (high and low range).	ea	1			%	%	X
G503-7373171		SP-25Q1056	7373171	LEVER, gear shift front wheel drive.....	ea	1			%	%	X
G503-7696469		SP-363SP WO-A972 FM-GP7796	7696469	PIN, pivot gear shift lever.....	ea	1			%	%	X
G503-7696473		SP-433D WO-A973 FM-355378S	7696473	SCREW, set, sq-hd, S, $\frac{1}{16}$ -18NC-2 x $\frac{1}{2}$.	ea	1			%	%	X
G160-0389772		SP-97Q13 WO-A970 FM-GP7799		SPRING, gear shift lever.....	ea	2			%	%	X
0806.7—Vent											
G503-7371210		SP-5951X WO-A934 FM-GP7754	7371210	VENT, case, assy.....	ea	1	%	%	%	%	X

			GROUP 09--PROPELLER SHAFT							
			0900--Propeller Shafts and Universal Joints							
G503-7702591	SP-K2-14-69 FM-GP7077 WO-A942	7702591	CAP, dust, sliding (sleeve), yoke.....	ea	2	%	%	%	%	X
45-F-451		45-F-451	FITTING, lubricating, hydraulic type, 1/4-28NS, male (sleeve yoke (2) and universal joint (4)).	ea	6	%	%	%	%	H-16 X
G508-5160316	SP-K3-86-89 FM-01T7078A WO-A941	A160316	GASKET, drive, universal joint journal (seal) (oil) (5/32 in cork) (bearing).	ea	16	%	%	%	%	X
G503-5307544	SP-K5-21X WO-A1433 FM-21C18397B FM-GPW18397	A307544	KIT, repair, universal joint journal.....	ea	%	%	%	%	X
			Composed of:							
			4 BEARING, assy							
			1 JOURNAL, assy							
			4 RING, snap, bearing (subgroup 0900) ⁴							
G503-7371033	FM-GP4533	7371033	PLATE, locking, U-bolt nut.....	ea	3	%	%	%	%	X
G503-5307289	SP-K2-7-29 FM-01Y7096 WO-A945	A307289	RING, snap, universal joint journal bearing (also available as part of KIT A307544) (S, 0.058 thk).	ea	16	%	%	%	%	X
G503-5307178	SP-K2-76-17 FM-01Y7083 WO-A940	A307178	RETAINER, drive, universal joint journal gasket (bearing oil seal).	ea	16	%	%	%	%	X
G503-7371034	SP-K2-62-210-212- 1718 FM-GPW4605 WO-A1429	7371034	SHAFT, rear propeller, shaft (front, w/o sleeve YOKE and universal JOINTS) (issue until stock is exhausted, then use SHAFT 7371100).	ea	† X
G503-7696500	FM-GPW4602 WO-A1327 SP-8997SF	7696500	SHAFT, propeller, rear, w/universal JOINTS, assy.	ea	1	%	%	%	%	X
G503-7371100	FM-GPW3365 WO-A1326 SP-8996SF	7371100	SHAFT, propeller, w/universal JOINTS (front), assy.	ea	1	%	%	%	%	X
G503-7036583	SP-K2-62-21-0- 212-1907 FM-GPW3370 WO-A1428	7036583	TUBE, front propeller shaft, assy (issue until stock is exhausted, then use SHAFT 7696500).	ea	† X
G503-7365352	FM-20421S2	7365352	BOLT.....	ea	4	%	%	%	%	X

For explanation of footnotes, see NOTES, page 96.

(1) STOCK NO.	(2) FEDERAL ITEM IDENTIFICATION NO.	(3) MANUFACTURER'S PART NO.	(4) ORDNANCE PART NO.	(5) DESCRIPTION	(6) UNIT OF ISSUE	(7) QUANTITY IN-CORP. IN UNIT	(8) ORGANIZATIONAL ALLOWANCES				(9) REFERENCE SYMBOLS
							NO. OF MAJOR ITEMS PER				
							CO, BTRY OR TRP		BN		
							1-15 (a)	16-35 (b)	36-85 (c)	86-186 (d)	
ORGANIZATIONAL SPARE PARTS FOR TRUCK—Continued											
GROUP 09—PROPELLER SHAFT—Continued											
0900—Propeller Shafts and Universal Joints—Continued											
TUBE, front propeller shaft, assy—Continued											
G085-5307299		SP-K2-94-29 FM-01Y4529 WO-A490	A307299	BOLT, "U".....	ea	6	%	%	%	%	X
H001-4171641			121949	NUT, hex, 1/16-20NF-3.....	ea	4	%	%	%	%	H-1 X
H001-4171561			121917	NUT, hex, 5/16-24NF-3.....	ea	12	%	%	%	%	H-1 X
H001-7025771			120383	WASHER, lock, 1/16 in.....	ea	4	%	%	%	%	H-1 X
H001-7025711			120214	WASHER, lock, 5/16 in.....	ea	12	%	%	%	%	H-1 X
45-V-18129-3			45-V-18129-3	VALVE, lubricating, pressure relief, 1500 lbs, 1/8-27NPT, male (universal joint).	ea	4	%	%	%	%	H-16 X
G503-7702631		SP-K2-2-329 FM-GP4866 WO-A950	7702631	YOKE, flange, rear, propeller shaft to transfer.	ea	1	%	%	%	%	X
G503-7371333		WO-A936 FM-GP7092	7371333	YOKE, sliding (sleeve) (issue until stock is exhausted, then use YOKE A226157).	ea					†	X
G503-5226157		SP-K2-3-198X FM-GP4841 WO-A935	A226157	YOKE, sliding (sleeve), w/PLUG, assy.....	ea	2	%	%	%	%	X
G503-7702465		SP-K2-16-53 FM-GP7097 WO-A943	7702465	WASHER, packing, sliding yoke (split, sleeve yoke) (cork).	ea	2	%	%	%	%	X
GROUP 10—FRONT AXLE											
1000—Axle Assembly											
G503-7734206		FM-GPW3001 WO-A6029	7734206	AXLE, front, w/BRAKES, DRUMS and HUBS, assy.	ea	1			%%	%%	X

1004—Steering Knuckles												
G503-7696528		SP-17202X WO-A851 FM-GP3105	7696528	KNUCKLE, front wheel (steering), w/ BEARING, assy.	ea	2			%	%		X
H001-5455221			181635	SCREW, cap, 3/8-24NF-3 x 3/4	ea	12			%	%	H-1	X
H001-7025741			120382	WASHER, lock, 3/8 in.	ea	12			%	%	H-1	X
1005.5—Ventilation												
G740-5283318		SP-16979 WO-A870 FM-GP4022	A283318	VENT, housing cover	ea	1	%	%	%	%		X
1006—Shafts, Universal Joints and Flanges												
G503-7371110		SP-17153 WO-A868 FM-GP3204	7371110	FLANGE, drive, shaft	ea	2			%	%		X
G740-7372864		SP-6-73-124 WO-A760 FM-GP1110	7372864	SCREW, hex-hd, s-fin, alloy-S, 3/8- 16NC-2 x 1 1/2.	ea	12			%	%		X
H001-7025741			120382	WASHER, lock, 3/8 in	ea	12			%	%	H-1	X
H101-0124645			124645	NUT, hex, 3/4-16NF-2 (shaft)	ea	2			%	%	H-1	X
H001-0811055			103388	PIN, cotter, 1/8 x 1 3/4 (axle shaft nut)	ea	2			%	%	H-1	X
G503-7540096		SP-17216 WO-A1724 FM-GP3217	7540096	RETAINER, universal joint inner (to axle shaft).	ea	2			%	%		X
H101-0133486	013-3486		133486	BOLT, mach, No 8-32NC-2 x 1/16	ea	6			%	%	H-1	X
G740-7372865		SP-17218 WO-A1726 FM-GP3216	7372865	RING, snap, inner shaft (universal joint to axle shaft retainer).	ea	2			%	%		X
H013-0500030			500030	SEAL, oil, type MW, 1 3/16 x 2.004 x 1/4 (shaft, inner).	ea	2			%	%	H-13	X
H013-0500034			500034	SEAL, oil, type MW, 1 1/4 x 1.756 x 1/4 (shaft, outer) (used with Bendix or Rzeppa type universal joint).	ea	2			%	%	H-13	X
G503-7371023		WO-A8836 FM-GPW3227	7371023	SHAFT, comp, left, w/NUT and WASHER, assy (left, w/universal JOINT, assy) (Bendix, Rzeppa, Tracta optional).	ea	1			%	%		X
G503-7734390		WO-A6030 WO-A810 WO-A1728 FM-GPW3207A	7734390	SHAFT, comp, left, w/universal JOINT, assy (Bendix, Rzeppa, Tracta optional) (issue until stock is exhausted, then use SHAFT 7371023).	ea						†	X
G503-7371022		WO-A8837 FM-GPW3226	7371022	SHAFT, comp, right, w/NUT and WASHER, assy (right, w/universal JOINT, assy) (Bendix, Rzeppa, Tracta optional).	ea	1			%	%		X

(1) STOCK NO.	(2) FEDERAL ITEM IDENTIFICATION NO.	(3) MANUFACTURER'S PART NO.	(4) ORDNANCE PART NO.	(5) DESCRIPTION	(6) UNIT OF ISSUE	(7) QUANTITY IN-CORP. IN UNIT	(8) ORGANIZATIONAL ALLOWANCES				(9) REFERENCE SYMBOLS
							NO. OF MAJOR ITEMS PER				
							CO, BTRY OR TRP		BN		
							1-15 (a)	16-35 (b)	36-85 (c)	86-186 (d)	
ORGANIZATIONAL SPARE PARTS FOR TRUCK—Continued											
GROUP 10—FRONT AXLE—Continued											
1006—Shafts, Universal Joints and Flanges											
G503-7373150	WO-A6031 WO-A800 WO-A1715 FM-GPW3206A	7373150	SHAFT, comp, right, w/universal JOINT, assy (Bendix, Rzeppa, Tracta optional) (issue until stock is exhausted, then use SHAFT 7371022).	ea	†	X
G740-7372866	SP-17122-4 WO-A1729 FM-GPW3017A	7372866	SHAFT, inner, left, (Rzeppa).....	ea	1	%	%		X
G740-7372867	SP-17122-3 WO-A1727 FM-GPW3016A	7372867	SHAFT, inner, right (Rzeppa).....	ea	1	%	%		X
G503-7373107	SP-17229 WO-A1718	7373107	SHAFT, outer, w/universal JOINT, assy (Rzeppa) (issue until stock is exhausted, then use SHAFT 7540195).	ea	†	X
G503-7540195	SP-17121X WO-A1716 FM-GP3200A	7540195	SHAFT, outer, w/universal JOINT, assy (Rzeppa).	ea	2	%	%		X
G740-7372868	SP-S1056 WO-636570 FM-356504S	7372868	WASHER (shaft nut), sp, flat, 3/4 in.....	ea	2	%	%		X
G503-7371098	SP-S953 WO-A780 FM-GP3374	7371098	WASHER, thrust (shaft to housing).....	ea	2	%	%		X
GROUP 11—REAR AXLE											
1100—Axle Assembly											
G503-7373120	SP-2051-1 WO-A445	7373120	AXLE, w/o BRAKES, assy (issue until stock is exhausted, then use AXLE 7703974).	ea	†	X
G503-7703974	WO-A5500	7703974	AXLE, w/BRAKES, assy (DRUMS, HUBS and brake line TUBES).	ea	1	%%	%%		X

				1104.1—Shafts								
G503-7371109		SP-17146 WO-A904 FM-GP4032	7371109	GASKET, outer end (flange).....	ea	2	%	%	%	%		X
G503-7342644		SP-17144-4 WO-A902 FM-GPW4235	7342644	SHAFT, left.....	ea	1	%	%	%	%		X
G503-7735496		SP-17144-3 WO-A901 FM-GPW4234	7735496	SHAFT, right.....	ea	1	%	%	%	%		X
G740-7372864		SP-6-73-124 WO-A760 FM-GP1110	7372864	SCREW, hex-hd, s-fin, alloy-S, 3/8- 16NC-2 x 1 1/2.	ea	12	%	%	%	%		X
H001-7025741			120382	WASHER, lock, 3/8 in.....	ea	12	%	%	%	%	II-1	X
				1105.5—Ventilation								
G740-5283318		SP-16979 WO-A870 FM-GP4022	5283318 A283318	PLUG, air vent (housing cover).....	ea	1	%	%	%	%		X
				GROUP 12—BRAKES								
				1201.1—Hand Brake (External Contracting Type)								
G503-7696493		SP-5900X WO-A1009 FM-GP2648	7696493	BAND, w/LINING, assy.....	ea	1			%	%		X
G503-7696484		SP-10B18 WO-A1016 FM-01T2642	7696484	BOLT, adjusting, band.....	ea	1	%	%	%	%		X
G503-7702744		SP-887D WO-A1020 FM-01T2616	7702744	BOLT, adj, hand brake, band anchor clip...	ea	1	%	%	%	%		X
G503-7371018		FM-GPW2848 WO-639010	7371018	BRACKET, ratchet (tube), w/GUIDE and SPRING, assy.	ea	1	%	%	%	%		X
H001-5453821	018-1595		181595	BOLT, mach, 5/16-24NF-3 x 3/4.....	ea	2	%	%	%	%	H-1	X
H001-4167561			120368	NUT, hex, 5/16-24NF-2.....	ea	2	%	%	%	%	H-1	X
H001-7025711			120214	WASHER, lock, 5/16 in.....	ea	2	%	%	%	%	H-1	X
H001-7045561			120387	WASHER, plain, 5/16 in.....	ea	2	%	%	%	%	H-1	X
G503-7696492		SP-5815X FM-GPW2598 WO-A1C08	7696492	BRAKE, hand, assy (issue until stock is exhausted, then use components).	ea						†	X
G503-7371019		FM-GPW2853 WO-A1241	7371019	CABLE, w/TUBE, assy (issue until stock is exhausted, then use HANDLE 7371013).	ea						†	X

H001-4167501		120375	NUT, hex, 1/4-20NC-2 (band to support bracket adjusting screw).	ea	2	%	%	%	%	H-1	X
G503-7324852	WO-311003 FM-73904S7	7324852	PIN, clevis, S, 5/16 x 1 (cable bellcrank to link (1) and link to cam (1)).	ea	2	%	%	%	%		X
H001-0811040		103374	PIN, cotter, 3/32 x 1	ea	2	%	%	%	%	H-1	X
G503-7324851	WO-392468 FM-357553S18	7324851	PIN, clevis, S, 1/4 x 3/4 (cable to bellcrank)	ea	1	%	%	%	%		X
H001-0811026		107761	PIN, cotter, 1/16 x 5/8	ea	1	%	%	%	%	H-1	X
G503-7696465	SP-153SP WO-A1006 FM-73889S7	7696465	PIN, clevis, S (operating cam to transfer case link) 3/8 x 7/8 (at transfer case).	ea	1	%	%	%	%		X
G503-7696466	SP-232SP WO-A1004 FM-73928S7	7696466	PIN, clevis, S, 1/2 x 1 3/16 (operating cam to transfer case link) (at cam).	ea	1	%	%	%	%		X
H001-0811050		103384	PIN, cotter, 1/8 x 3/4	ea	1	%	%	%	%	H-1	X
G503-7324917	SP-886D WO-A1019 FM-355352S7	7324917	SCREW, fil-hd, S, cd-pltd, 1/4-20NC-2 x 2 3/4 (adjusting, band to support bracket).	ea	1	%	%	%	%		X
G503-7702743	SP-14B6 WO-A1021 FM-01T2640	7702743	SPRING, band anchor clip bolt (cap screw).	ea	1	%	%	%	%		X
G503-7702745	SP-12B5 WO-A1017 FM-01T2634	7702745	SPRING, band releasing	ea	2	%	%	%	%		X
G503-7371017	FM-GPW2793 WO-635681	7371017	SPRING, cable hdl ratchet (tube) (issue until stock is exhausted, then use BRACKET 7371018).	ea						†	X
G503-7371011	FM-GPW2635 WO-A5335	7371011	SPRING, retracting, cable end (bellcrank)	ea	1	%	%	%	%		X
H001-7025681		120380	WASHER, lock, 1/4 in (band to support bracket adjusting screw).	ea	1	%	%	%	%	H-1	X
			1201.3—Hand Brake (Internal Expanding Type)								
G503-7377753	BX-47667 WO-A10330 FM-GPW2606	7377753	BRACKET, adjusting screw, assy	ea	1	%	%	%	%		X
G503-7371020	WO-A15149 FM-GPW2853B	7371020	CABLE, w/TUBE, assy	ea	1	%	%	%	%		X
G503-7371010	SP-20B73 FM-GPW2614 WO-A9332	7371010	DRUM, brake	ea	1			%	%		X
G503-7373177	WO-A6084 FM-350311S	7373177	BOLT, hex-hd, S, 3/8-24NF-3 x 1 3/8	ea	4			%	%		X

(1) STOCK NO.	(2) FEDERAL ITEM IDENTIFICATION NO.	(3) MANUFACTURER'S PART NO.	(4) ORDNANCE PART NO.	(5) DESCRIPTION	(6) UNIT OF ISSUE	(7) QUANTITY IN-CORP. IN UNIT	(8) ORGANIZATIONAL ALLOWANCES				(9) REFERENCE SYMBOLS	
							NO. OF MAJOR ITEMS PER					
							CO, BTRY OR TRP		BN			
							1-15 (a)	16-35 (b)	36-85 (c)	86-186 (d)		
ORGANIZATIONAL SPARE PARTS FOR TRUCK—Continued												
GROUP 12—BRAKES—Continued												
1201.3—Hand Brake—Continued												
DRUM, brake—Continued												
H001-4171601			121932	NUT, hex, 3/8-24NF-3.....	ea	4			%	%	H-1	X
H001-7025741			120382	WASHER, lock, 3/8 in.....	ea	4			%	%	H-1	X
G503-7371014		WO-639244 FM-GPW2782	7371014	HANDLE, brake, cable, assy.....	ea	1	%	%	%	%		X
H101-0145378			145378	SCREW, drive, No 6 x 5/16.....	ea	2	%	%	%	%	H-1	X
G503-7371015		WO-A15150 FM-GPW2774	7371015	HANDLE, w/cable TUBE, assy.....	ea	1	%	%	%	%		X
G740-6264303		BX-47670	6264303	LEVER, cam.....	ea	1	%	%	%	%		X
		WO-A10333 FM-GPW2632-B	B264303									
G503-7696495		SP-6563X WO-A17254 FM-GPW2653	7696495	LEVER, operating, w/BEARING, assy.....	ea	1	%	%	%	%		X
G503-7371859		WO-A9339 FM-352690S7	7371859	STUD, S, cd-pltd, 3/8-24NF-3.....	ea	1	%	%	%	%		X
G503-7371762		WO-A9338 FM-356403S	7371762	WASHER, plain, 0.390 ID, 3/4 OD, 0.062 thk.	ea	1	%	%	%	%		X
G503-7377755		BX-47674 WO-A10334 FM-GPW2642	7377755	LINK, operating lever.....	ea	1	%	%	%	%		X
G503-7377756		BX-47675 WO-A10335 FM-GPW2805	7377756	NUT, adjusting, operating lever.....	ea	1	%	%	%	%		X
G503-7371658		WO-A15137 FM-73869S	7371658	PIN, clevis, cable end (3/16 x 1 1/16).....	ea	1	%	%	%	%		X
G503-7377754		BX-47668 WO-A10331 FM-GPW2616B	7377754	SCREW, adjusting left hand thread.....	ea	1	%	%	%	%		X

G740-6264302	BX-47669 WO-A10332 FM-GPW2615	6264302 B264302A	SCREW, adjusting right hand thread.....	ea	1	%	%	%	%		X
G503-7377752	BX-47661 WO-A10324 FM-GPW2648	7377752	SHOE, w/LINING, assy.....	ea	2			%	%		X
G503-7377757	BX-47676 WO-A10336 FM-GPW2640	7377757	SPRING, retaining, cam lever.....	ea	1	%	%	%	%		X
G503-7377758	BX-47677 WO-A10337 FM-GPW2634	7377758	SPRING, retracting, shoe (bottom).....	ea	1	%	%	%	%		X
G503-7377759	BX-47678 WO-A10338 FM-GPW2633	7377759	SPRING, retracting, shoe adjusting end.....	ea	1	%	%	%	%		X
H101-0144242		144242	YOKE, rod end, 5/16-24NF-2 (cable).....	ea	1	%	%	%	%	H-1	X
1202—Service Brakes											
G503-7377749	WO-A1496 FM-GPW2011	7377749	BRAKE, front, left, assy (issue until stock is exhausted, then use components).	ea						†	X
G503-7377750	WO-A1497 FM-GPW2010	7377750	BRAKE, front, right, assy (issue until stock is exhausted, then use components).	ea						†	X
G503-7520046	FM-GPW2211B WO-A6108	7520046	BRAKE, rear, left, assy (issue until stock is exhausted, then use components).	ea						†	X
G503-7520047	WO-A6109 FM-GPW2210B	7520047	BRAKE, rear, right, assy (issue until stock is exhausted, then use components).	ea						†	X
G503-7377745	BX-41876 WO-637900 FM-GP2028	7377745	CAM, shoe anchor pin.....	ea	8			%	%		X
G503-7377746	BX-45771 WO-A754 FM-GP2038	7377746	ECCENTRIC, adjusting (shoe).....	ea	8			%	%		X
H001-4167601		120369	NUT, hex, 3/8-24NF-2.....	ea	8			%	%	H-1	X
H001-7025741		120382	WASHER, lock, 3/8 in.....	ea	8			%	%	H-1	X
G085-2319320	BX-39953 WO-637899 FM-91A2027		PIN, anchor (shoe).....	ea	8			%	%		X
H001-4167681		120371	NUT, hex, 1/2-20NF-2.....	ea	8			%	%	H-1	X
H001-7025801		120384	WASHER, lock, 1/2 in.....	ea	8			%	%	H-1	X
G503-0125800	BX-1141S1 WO-116549 FM-GP2018		SHOE, front (forward), w/LINING, assy....	ea	4			%	%		X
G503-0125801	BX-1141S2 WO-116550 FM-GP2019		SHOE, rear, w/LINING, assy.....	ea	4			%	%		X

(1) STOCK NO.	(2) FEDERAL ITEM IDENTIFI- CATION NO.	(3) MANUFACTURER'S PART NO.	(4) ORDNANCE PART NO.	(5) DESCRIPTION	(6) UNIT OF ISSUE	(7) QUAN- TITY IN- CORP. IN UNIT	(8) ORGANIZATIONAL ALLOWANCES				(9) REFERENCE SYMBOLS
							NO. OF MAJOR ITEMS PER				
							CO, BTRY OR TRP		BN		
							1-15 (a)	16-35 (b)	36-85 (c)	86-185 (d)	
ORGANIZATIONAL SPARE PARTS FOR TRUCK—Continued											
GROUP 12—BRAKES—Continued											
1202—Service Brakes—Continued											
G503-0389782		BX-41545 WO-637905 FM-GP2035		SPRING, retracting, shoe.....	ea	4			%	%	X
1204.1—Master Cylinder											
G503-7744326		WO-A1354 FM-GPW2138	7744326	BAR, tie.....	ea	1			%	%	X
H001-5453141	018-0077		180077	BOLT, mach, $\frac{5}{16}$ -18NC-3 x $\frac{3}{4}$	ea	1			%	%	H-1 X
H101-0124106	012-4106		124106	BOLT, mach, $\frac{5}{16}$ -24NF-3 x 3.....	ea	1			%	%	H-1 X
H001-4167561			120368	NUT, hex, $\frac{5}{16}$ -24NF-2.....	ea	1			%	%	H-1 X
H001-7025711			120214	WASHER, lock, $\frac{5}{16}$ in.....	ea	2			%	%	H-1 X
G503-7375440		LO-FC3474 WO-637605 FM-GP2077	7375440	BOLT, outlet fitting.....	ea	1			%	%	X
G503-0145853		LO-FE1444 WO-A5556 FM-GP2140		CYLINDER, master, assy.....	ea	1			%	%	X
H001-5419461	012-2089		122089	BOLT, mach, $\frac{5}{16}$ -18NC-3 x 3.....	ea	1			%	%	H-1 X
H001-7025711			120214	WASHER, lock, $\frac{5}{16}$ in.....	ea	1			%	%	H-1 X
H001-7043711			120393	WASHER, plain, $\frac{5}{16}$ in.....	ea	1			%	%	H-1 X
G503-7372342		LO-FC5727 WO-A557 FM-GP2076	7372342	FITTING, outlet.....	ea	1			%	%	X
G503-5276834		LO-FC6019 WO-637612 FM-GP2167	A276834	GASKET, filler cap (plug).....	ea	1	%	%	%	%	X
G508-5214539		LO-FC602 WO-637604 FM-91A2152	A214539	GASKET, wheel inlet (outlet) fitting.....	ea	1			%	%	X

G508-5160323	LO-FC603 WO-637606 FM-91A2151	A160323	GASKET, wheel outlet fitting bolt	ea	1			%	%		X
H001-4167641		120370	NUT, hex, $\frac{1}{16}$ -20NF-2 (eye bolt)	ea	1			%	%	H-1	X
H001-0811039		103373	PIN, cotter, $\frac{3}{32}$ x $\frac{3}{4}$ (eye bolt to pedal)	ea	1			%	%	H-1	X
G134-0340460	LO-FC6018E WO-637608 FM-GP2162		PLUG, filler	ea	1	%	%	%	%		X
G503-7697874	WO-A647 FM-GPW5118	7697874	SHIELD, assy	ea	1			%	%		X
H101-0215267		215267	SCREW, cap, $\frac{1}{4}$ -20NC-2 x 1	ea	2			%	%	H-1	X
H001-7025681		120380	WASHER, lock, $\frac{1}{4}$ in.	ea	2			%	%	H-1	X
G503-7372336	LO-FD4564 WO-637582 FM-GP2155	7372336	TANK, supply (issue until stock is exhausted, then use CYLINDER LO-FE1444).	ea					†		X
1204.3—Wheel Cylinders											
G503-0145854	LO-FD7379 WO-A1484 FM-GPW2061		CYLINDER, front wheel, assy (1 in.)	ea	2			%	%		X
G503-0145855	LO-FD7568 WO-A6110 BX-46491		CYLINDER, rear wheel, assy ($\frac{3}{4}$ in.)	ea	2			%	%		X
9240-FD4665	WO-637787 FM-GP2261		CYLINDER, rear wheel, assy ($\frac{7}{8}$ in.)	ea	2			%	%		X
H101-0427238		427238	SCREW, cap, $\frac{1}{4}$ -20NC-2 x $\frac{3}{8}$	ea	8			%	%	H-1	X
H001-7021741		120423	WASHER, lock, internal teeth, $\frac{1}{4}$ in.	ea	8			%	%	H-1	X
1204.5—Hydraulic Lines and Fittings											
G503-7372355	LO-FC7626 WO-A561	7372355	BOLT, front wheel brake line fitting	ea	2			%	%		X
G503-7740789	WO-A1486 FM-GPW2084	7740789	BRACKET, front flexible brake line, left	ea	1			%	%		X
G503-7697872	WO-A1487 FM-GPW2082	7697872	BRACKET, front flexible brake line, right	ea	1			%	%		X
G503-7744327	WO-A5227 FM-GPW2274	7744327	BRACKET, rear axle brake line tee	ea	1			%	%		X
H001-5419161	012-0229	120229	BOLT, mach, $\frac{5}{16}$ -18NC-3 x $\frac{7}{8}$	ea	1			%	%	H-1	X
G085-7735289	LO-FC3052 WO-637427 FM-782814A	7735289	CLIP, locking, flexible brake line	ea	6			%	%		X
G503-7372312	WO-A562	7372312	GASKET (front wheel) brake line tee fitting bolt (issue until stock is exhausted, then use GASKET 7372834).	ea					†		X

(1) STOCK NO.	(2) FEDERAL ITEM IDENTIFICATION NO.	(3) MANUFACTURER'S PART NO.	(4) ORDNANCE PART NO.	(5) DESCRIPTION	(6) UNIT OF ISSUE	(7) QUANTITY IN-CORP. IN UNIT	(8) ORGANIZATIONAL ALLOWANCES				(9) REFERENCE SYMBOLS
							NO. OF MAJOR ITEMS PER				
							CO, BTRY OR TRP		BN		
							1-15 (a)	16-35 (b)	36-85 (c)	86-186 (d)	
ORGANIZATIONAL SPARE PARTS FOR TRUCK—Continued											
GROUP 12—BRAKES—Continued											
1204.5—Hydraulic Lines and Fittings—Continued											
G740-7372834		LO-FC5795 WO-637426 FM-GP2087	7372834	GASKET (front wheel) brake line tee fitting (bolt).	ea	2			%	%	X
G503-7697871		WO-A1457 FM-GPW2096	7697871	GUARD, front wheel brake line (assy).	ea	2			%	%	X
G503-0217819		LO-FC8553 WO-A15802 FM-GPW2079		LINE, flexible, front brake, left and right, assy (6 in long).	ea	2			%	%	X
G503-0217820		LO-FC8502 WO-A15801 FM-GPW2078		LINE, flexible, front axle tee to master cylinder, line, assy (master cylinder front brake line to front axle brake line tee) (11 ¹³ / ₁₆ in long).	ea	1			%	%	X
G503-0217821		LO-FC5784 WO-A15803 FM-GP2078		LINE, flexible, rear axle tee to master cylinder, line, assy (16 in long) (master cylinder rear brake line to rear axle brake line tee).	ea	1			%	%	X
G503-7371003		WO-A1501 FM-GPW2263	7371003	LINE, front (axle brake line), tee to left (wheel), flexible line, assy (6 ¹ / ₂ in long) (issue until stock is exhausted, then use TUBING 44-T-5080-10 and (2) NUTS LO-FC5555).	ea					†	X
G503-7371006		WO-A1376 FM-GPW2266	7371006	LINE, front (axle brake line), tee to right (wheel), flexible line, assy (33 ¹ / ₂ in long) (issue until stock is exhausted, then use TUBING 44-T-5080-10 and (2) NUTS LO-FC5555).	ea					†	X

G503-7371009	WO-A1488 FM-GPW2298	7371009	LINE, front wheel cylinder to flexible line, assy (flexible brake line to wheel cylinder, assy) (5 $\frac{3}{4}$ in long) (issue until stock is exhausted, then use TUBING 44-T-5080-10 and (4) NUTS LO-FC5555).	ea						†		X
G503-7371004	WO-A1377 FM-GPW2264	7371004	LINE, master cylinder, front, assy (21 $\frac{7}{8}$ in long) (issue until stock is exhausted, then use TUBING 44-T-5080-10 and (2) NUTS LO-FC5555).	ea						†		X
G503-7371005	WO-A5224 FM-GPW2265	7371005	LINE, master cylinder, rear, assy (63 in long) (issue until stock is exhausted, then use TUBING 44-T-5080-10 and (2) NUTS LO-FC5555).	ea						†		X
G503-7371008	WO-A5225 FM-GPW2268	7371008	LINE, rear (axle brake line), tee to left rear wheel cylinder, assy (27 $\frac{1}{2}$ in long) (issue until stock is exhausted, then use TUBING 44-T-5080-10 and (2) NUTS—LO-FC5555).	ea						†		X
G503-7371007	WO-A5226 FM-GPW2267	7371007	LINE, rear (axle brake line), tee to right rear wheel cylinder, assy (29 in long) (issue until stock is exhausted, then use TUBING 44-T-5080-10 and (2) NUTS LO-FC5555).	ea						†		X
G503-7372341	LO-FC5555 WO-384710 FM-GP2133	7372341	NUT, brake line (hex, $\frac{3}{16}$ in inverted flared tube) ($\frac{3}{8}$ -24, male thread).	ea	16			%	%			X
G503-7372343	LO-FC5778 WO-637432 FM-GP2074	7372343	TEE, brake line (front and rear axle).....	ea	2			%	%			X
H007-0218040		44-T-5080-10	TUBING, seamless, size $\frac{3}{16}$ in.....	ft	†			%	%		H-7	X
1206—Pedal												
45-F-448-200		45-F-448-200	FITTING, lubricating, hydraulic type, $\frac{1}{8}$ -27NPT, male.	ea	1		%	%	%	%	H-16	X
G053-7697873	WO-A641 FM-GPW2476A	7697873	GROMMET, shaft (issue until stock is exhausted, then use PAD 7372824).	ea						†		X
G503-7744493	WO-A1359 FM-GPW2454	7744493	PAD, assy.....	ea	1		%	%	%	%		X
H101-0215369		215369	SCREW, cap, $\frac{5}{16}$ -18NC-2 x 1 $\frac{1}{4}$	ea	1		%	%	%	%	H-1	X
H001-7025711		120214	WASHER, lock, $\frac{5}{16}$ in.....	ea	1		%	%	%	%	H-1	X
G740-7372824	WO-A6359	7372824	PAD, draft pedal shank.....	ea	1		%	%	%	%		X
G503-7698205	WO-A1386 FM-GPW2452A	7698205	PEDAL, assy.....	ea	1		%	%	%	%		X
G503-0389783	WO-630593 FM-GPW7523		SPRING, retracting pedal (return).....	ea	1		%	%	%	%		X

(1) STOCK NO.	(2) FEDERAL ITEM IDENTIFI- CATION NO.	(3) MANUFACTURER'S PART NO.	(4) ORDNANCE PART NO.	(5) DESCRIPTION	(6) UNIT OF ISSUE	(7) QUAN- TITY IN- CORP. IN UNIT	(8) ORGANIZATIONAL ALLOWANCES				(9) REFERENCE SYMBOLS	
							NO. OF MAJOR ITEMS PER					
							CO, BTRY OR TRP	BN	16-35 (b)	36-85 (c)		86-186 (d)
1-15 (a)												
				ORGANIZATIONAL SPARE PARTS FOR TRUCK—Continued								
				GROUP 13—WHEELS, HUBS AND DRUMS								
				1311—Wheels, Hubs, Drums, Bearings, Studs and Nuts								
G503-7375863		MW-32739	7375863	BOLT, 1/2-20NF-2 x 1 1/32 (wheel disk to hub, left hand thread).	ea	10	%	%	%	%		X
G503-7375862		MW-32738	7375862	BOLT, 1/2-20NF-2 x 1 1/32 (wheel disk to hub, right hand thread).	ea	10	%	%	%	%		X
G503-7696525		SP-17071 WO-A869 FM-GP1139	7696525	CAP, front wheel hub.....	ea	2	%	%	%	%		X
H012-6141280	100-3526		705423	CONE and ROLLERS, tapered, roller bear- ing, JAN-711-18590-3000 (includes rollers and cage, SR, 1.625 bore, 0.6875 width).	ea	8	%	%	%	%		X
H012-6219420			706836	CUP, tapered, roller bearing, JAN-711- 18520-1000 (SR, 2.875 OD, 0.500 width).	ea	8	%	%	%	%		X
G503-6540973		KHW-25693 WO-A5468	6540973 D40973	DISK, wheel (inner half WHEEL D40975) (issue until stock is exhausted, then use WHEEL 7387807).	ea					†		X
G503-7375387			7375387	DRUM, brake, front and rear wheel (assy)...	ea	4	%	%	%	%		X
G503-7250920		KHW-25648 MW-32732	7250920	HUB (w/CUPS), assy.....	ea	4	%	%	%	%		X
G503-7539157			7539157	HUB (left), w/DRUM, assy (issue until stock is exhausted, then use HUB 7250920 (2), DRUM 7375387 (2) and BOLTS 7327275 (10)).	ea					†		X
G503-7539158			7539158	HUB, right, w/DRUM, assy (issue until stock is exhausted, then use HUB 7250920 (2), DRUM 7375387 (2) and BOLTS 7327274 (10)).	ea					†		X
G503-7371106		SP-17016 WO-A866 FM-GP4252	7371106	NUT, hex, S, 1 5/8-16 (adjusting, wheel hub bearing).	ea	8	%	%	%	%		X

G503-0314838	KHW-24576 WO-A475	A232404	NUT, sp, hex, S, 1/2-20NF-2, LH thd, wheel stud (wheel disk to hub bolt).	ea	10	%	%	%	%		X
G503-0314839	KHW-24575 WO-A476	7004761 A232405	NUT, sp, hex, S, 1/2-20NF-2, RH thd, wheel stud (wheel disk to hub bolt).	ea	10	%	%	%	%		X
G503-7387807	KHW-33702 WO-801762	7387807	RIM, w/DISK.....	ea	4	%	%	%	%		X
G503-6540974	KHW-25917 WO-A5549 FM-GPW1024	D40974	RIM, wheel (outer half of WHEEL, assy D40975) (issue until stock is exhausted, then use RIM 7387807).	ea						†	X
G503-0124253	KHW-25695 WO-A5470	A233140	BOLT, wheel rim to disk (1/2-20NF-2 x 1 17/32).	ea	40	%	%	%	%		X
G503-0314840	KHW-25779 WO-A5471 FM-GPW1030	A232465	NUT, wheel rim to disk bolt (1/2-20NF-2).	ea	40	%	%	%	%		X
H013-0500128		500128	SEAL, oil, type MW, 2 1/8 x 2.879 x 1/4 (wheel hub bearing) (also available as part of KIT 7347333 and 7371422 group 1000).	ea	4	%	%	%	%	H-13	X
G503-7696520	SP-17015 WO-A865 FM-GP1218	7696520	WASHER, lock, wheel hub bearing adjusting nut.	ea	4	%	%	%	%		X
G503-7696521	SP-17017 WO-A867 FM-GP1124	7696521	WASHER lock, wheel hub bearing jam nut (1 5/8 in).	ea	4	%	%	%	%		X
G529-0446892	KHW-25692 WO-A5467 FM-GPW1015	D40975	WHEEL, assy (16 x 4.50) (divided type) (issue until stock is exhausted, then use RIM 7387807).	ea						†	X
1313—Tires, Tubes, Beadlocks and Chains											
H014-0520936		520936	BEADLOCK, combat tire, channel type, 4.50-16 rim (used w/6.00-16 TIRES).	ea	4			%	%	H-14	X
H014-0520944		520944	CAP, tire valve, screwdriver type.....	ea	4	%	%	%	%	H-14	X
H014-0540016		540016	CHAIN, pneumatic tire, truck, single (type TS), 7.50-16 (MWO Ord G 503-W9).	pr	2	%	%	%	%	H-14	X
H014-0501229		501229	CORE, tire valve.....	ea	4	%	%	%	%	H-14	X
H014-0511250		511250	TIRE, pneumatic, truck and bus, 6 ply, mud and snow tread 6.00-16 (new).	ea	4			2	4	H-14	X
H014-0511570		511570	TIRE, pneumatic, truck and bus, 6 ply, mud and snow tread 7.50-16 (new) (MWO Ord G 503-W9).	ea	4			2	4	H-14	X
H014-0519246		519246	TUBE, pneumatic tire, truck and bus 6.00-16 (new).	ea	4			2	4	H-14	X
H014-0519260		519260	TUBE, pneumatic tire, truck and bus (new) 7.50-16 (new) (MWO Ord G 503-W9).	ea	4			2	4	H-14	X

G503-7696485	SP-S1106 WO-A876 FM-356124S	7696485	NUT, hex, S ($\frac{3}{4}$ -20NF-2).....	ea	1		%	%		X
H001-0811055		103388	PIN, cotter, $\frac{1}{8}$ x $1\frac{3}{4}$	ea	1		%	%	H-1	X
G503-7696529	SP-17205 WO-A861 FM-GPW3170	7696529	SHIELD, dust, bellcrank (pivot shaft) bearing.	ea	1		%	%		X
G503-7036584	CA-SX1110 WO-A623 FM-GPW3336	7036584	SHIELD, dust cover (seal).....	ea	2		%	%		X
G503-7373103	SP-17215 WO-A860 FM-GPW3169	7373103	WASHER, bellcrank (pivot) shaft, upper...	ea	1		%	%		X
G503-7373102	SP-17214 WO-A859 FM-GPW3168	7373102	WASHER, bellcrank pivot shaft, lower....	ea	1		%	%		X
1401.3—Steering Tie Rods										
G503-7696511	SP-13439 WO-A1706 TP-16MN8	7696511	CLAMP, knuckle (end).....	ea	4		%	%		X
H001-4027541		225831	NUT, hex, $\frac{3}{8}$ -24NF-2.....	ea	4		%	%	H-1	X
G503-7324869	WO-A1707 FM-24916S2	7324869	SCREW, hex-hd, $\frac{3}{8}$ -24NF x $1\frac{5}{8}$	ea	4		%	%		X
H001-7025741		120382	WASHER, lock, $\frac{3}{8}$ in.....	ea	4		%	%	H-1	X
G085-2371582	SP-16067 WO-A844 TP-14DN43		COVER, grease retaining tie rod end (end dust seal).	ea	4		%	%		X
G503-7371107	SP-17047X WO-A847 TP-14SV90A7	7371107	END, left, hand thd assy.....	ea	2		%	%		X
G503-7696524	SP-17046X WO-A838 TP-14SV89A7	7696524	END, right, hand thd assy.....	ea	2		%	%		X
45-F-448-200		45-F-448-200	FITTING, lubricating, hydraulic type, $\frac{1}{8}$ - 27NPT, male (tie rod).	ea	2		%	%	H-16	X
G503-7342641	SP-17309X WO-A1708 FM-GPW3279	7342641	ROD, tie, left, w/ENDS, assy (issue until stock is exhausted, then use components).	ea					†	X
G503-0373270	SP-17308X WO-A1704 FM-GPW3280		ROD, tie, right, w/ENDS, assy (issue until stock is exhausted, then use components).	ea					†	X
H001-4217681		125250	NUT, slotted, $\frac{1}{2}$ -20NF-2.....	ea	4		%	%	H-1	X
H001-0811281		108629	PIN, cotter, $\frac{3}{32}$ x $\frac{7}{8}$	ea	4		%	%	H-1	X
G503-7371772	FM-78-3332A	7371772	SEAL, end dust (rubber)..... (GPW)	ea	4		%	%		X
G503-7373111		7373111	SPRING, front axle tie rod (end stud)(MB)	ea	4		%	%		X

(1) STOCK NO.	(2) FEDERAL ITEM IDENTIFI- CATION NO.	(3) MANUFACTURER'S PART NO.	(4) ORDNANCE PART NO.	(5) DESCRIPTION	(6) UNIT OF ISSUE	(7) QUAN- TITY IN- CORP. IN UNIT	(8) ORGANIZATIONAL ALLOWANCES				(9) REFERENCE SYMBOLS
							NO. OF MAJOR ITEMS PER				
							CO, BTRY OR TRP		BN		
							1-15 (a)	16-35 (b)	36-85 (c)	86-186 (d)	
ORGANIZATIONAL SPARE PARTS FOR TRUCK—Continued											
GROUP 14—CONTROLS—Continued											
1401.3—Steering Tie Rods—Continued											
G503-7373154	SP-17295-2 WO-A1709 FM-GPW3282	7373154	TUBE, left.....	ea	1	%	%	X	
G503-7373153	SP-17295-1 WO-A1705 FM-GPW3281	7373153	TUBE, right.....	ea	1	%	%	X	
1401.5—Steering Gear											
G503-7371031	WO-A1116 FM-GPW3590	7371031	ARM, Pitman (w/integral BALL).....	ea	1	%	%	X	
G503-7696347	RG-025060 WO-639115 FM-356077S5	7696347	NUT, hex, (hd) S. 5/8-18NF-2.	ea	1	%	%	X	
H001-7025861	121574	WASHER, lock, 5/8 in.....	ea	1	%	%	H-1 X	
H002-0100130	104919	BALL, 5/16 in (shaft cam thrust bearing).....	ea	22	%	%	H-2 X	
G503-7351023	RG-063019	7351023	BEARING, bushing type, Pitman shaft, inner (in housing).	ea	1	%	%	X	
G503-7375809	RG-063020	7375809	BEARING, bushing type, Pitman shaft, outer (in housing).	ea	1	%	%	X	
G503-7696356	RG-063996 WO-639190 FM-GPW3517	7696356	BEARING, column, wheel end (needle roller) w/outer RACE, assy (jacket, upper).	ea	1	%	%	X	
G503-7696374	RG-502282 WO-A635 FM-GPW3506	7696374	CLAMP, mounting to housing, w/BOLT jacket, (w/SCREW), NUT and lock WASHER, assy.	ea	1	%	%	X	
G503-7343030	WO-390510	7343030	COVER, jacket oil hole.....(MB)	ea	1	%	%	X	
G503-7696375	RG-502540	7696375	COVER, housing, side, assy (issue until stock is exhausted, then use COVER 7375438).	ea	1	%	%	X	

G503-7375438		RG-504378	7375438	COVER, housing, side, assy.....	ea	1		%	%		X
H101-0215366			215366	SCREW, cap, $\frac{5}{16}$ -18NC-2 x 1.....	ea	4		%	%	H-1	X
H001-7018711			120638	WASHER, lock, $\frac{5}{16}$ in.....	ea	4		%	%	H-1	X
G503-7367859		RG-400025	7367859	CUP, ball, camshaft thrust bearing.....	ea	2		%	%		X
		WO-639102									
		FM-GPW3552									
G503-7696368		RG-T129001	7696368	GASKET, housing side cover.....	ea	1		%	%		X
		WO-639119									
		FM-GPW3581									
G503-7767293		RG-T13086	7767293	GEAR, steering, w/o WHEEL, assy.....	ea	1		%	%		X
		WO-A1239									
		FM-GPW3504									
H101-0124372	012-4372		124372	BOLT, mach, $\frac{1}{16}$ -20NF-2 x 4.....	ea	1		%	%	H-1	X
H001-4167641			120370	NUT, hex, $\frac{1}{16}$ -20NF-2.....	ea	3		%	%	H-1	X
H101-0215642			215642	SCREW, cap, $\frac{1}{16}$ -20NF-2 x 3.....	ea	2		%	%	H-1	X
G503-7324849		WO-638381	7324849	WASHER, plain, S, $\frac{1}{2}$ ID, $1\frac{1}{4}$ OD, $\frac{1}{8}$ thk.	ea	1		%	%		X
G503-7696379		RG-503284	7696379	HOUSING, assy.....	ea	1		%	%		X
		WO-A740									
		FM-GPW3548									
G503-7371028		WO-1199	7371028	JACKET (tube), w/BEARING, assy.....	ea	1		%	%		X
		FM-GPW3509									
H001-4185641			124929	NUT, jam, $\frac{1}{16}$ -20NF-2 (Pitman shaft ad- justing screw).	ea	1		%	%	H-1	X
H006-0283900			219188	PLUG, pipe, $\frac{1}{8}$ in (filler, housing).....	ea	1		%	%	H-6	X
G503-7696371		RG-401100	7696371	RING, retaining, shaft cam thrust bearing...	ea	2		%	%		X
		WO-639103									
		FM-GPW3589									
G503-7371029		FM-GPW3521	7371029	RING, snap (jacket bearing spring seat) (GPW).	ea	1		%	%		X
G503-7696342		RG-021116	7696342	SCREW, adjusting, Pitman shaft (inside cover).	ea	1		%	%		X
		WO-639118									
		FM-GPW3577									
H013-0500017			500017	SEAL, oil, type MW, $\frac{7}{8}$ x 1.312 x $\frac{1}{4}$ (Pitman shaft housing).	ea	1		%	%	H-13	X
G503-7696348		RG-028093	7696348	SEAT, jacket upper (bearing spring).....	ea	1		%	%		X
		WO-639192									
		FM-GPW3518									
G503-7696400		RG-7698-4-5-8	7696400	SHAFT, arm, w/LEVER (Pitman), assy.....	ea	1		%	%		X
		WO-A745									
		FM-GPW3575									
G503-7371097		RG-503308	7371097	SHAFT, w/integral WORM assy (wheel NUT).	ea	1		%	%		X
		WO-A8838									
		WO-A742									
G503-7371030		WO-638918	7371030	SHIM, mounting, housing adjusting, hous- ing to frame side rail).	ea	2		%	%		X
		FM-GPW3563									

(1) STOCK NO.	(2) FEDERAL ITEM IDENTIFI- CATION NO.	(3) MANUFACTURER'S PART NO.	(4) ORDNANCE PART NO.	(5) DESCRIPTION	(6) UNIT OF ISSUE	(7) QUAN- TITY IN- CORP. IN UNIT	(8) ORGANIZATIONAL ALLOWANCES				(9) REFERENCE SYMBOLS
							NO. OF MAJOR ITEMS PER				
							CO, BTRY OR TRP		BN		
							1-15 (a)	16-35 (b)	36-85 (c)	86-186 (d)	
ORGANIZATIONAL SPARE PARTS FOR TRUCK—Continued											
GROUP 14—CONTROLS—Continued											
1401.5—Steering Gear—Continued											
G503-7371431	WO-A6760 FM-GPW18374	7371431	SHIM SET, adj, housing upper cover..... Composed of: 2 SHIM (0.002) (subgroup 1401.5) ⁵ 2 SHIM (0.003) (subgroup 1401.5) ⁵ 2 SHIM (0.010) (subgroup 1401.5) ⁵	ea	%	%	X
G503-7696350	WO-639108 FM-GPW3593	7696350	SHIM (housing upper cover), 0.002 thk (issue until stock is exhausted, then use SHIM SET 7371431).	ea	†	X
G503-7696351	RG-033047 WO-639109 FM-GPW3594	7696351	SHIM (housing upper cover), 0.003 thk (issue until stock is exhausted, then use SHIM SET 7371431).	ea	†	X
G503-7696352	RG-033048 WO-639110 FM-GPW3595	7696352	SHIM (housing upper cover), 0.010 thk (issue until stock is exhausted, then use SHIM SET 7371431).	ea	†	X
G503-7696370	RG-401090 WO-639191 FM-GPW3520	7696370	SPRINGS, jacket upper bearing.....	ea	1	%	%	X
G503-7371032	WO-A6343 WO-A6858 WO-A535 FM-GPW3600A FM-GPW3600A3	7371032	WHEEL, assy (issue until stock is exhausted, then use WHEEL 7375336).	ea	†	X
G740-7375336	WO-800737	7375336	WHEEL, assy.....	ea	1	%	%	X
G503-7371096	RG-026988 WO-A633 FM-GPW3655	7371096	NUT, sp, hex $1\frac{3}{16}$ -20;NC-2.....	ea	1	%	%	X

GROUP 15—FRAME AND BRACKETS											
1503—Towing Pintle											
G529-7010531	WO-A6393 FM-GPW5186	7010531	BOLT, eye, S, cd, 1¼ eye, ½-13NC-2, 1½ (Used w/PINTLE 7061999).	ea	2	%	%	%	%	X
H001-4167661	120378	NUT, hex, ½-13NC-2.....	ea	2	%	%	%	%	H-1 X
H001-7025801	120384	WASHER, lock, ½ in.....	ea	2	%	%	%	%	H-1 X
45-F-451	45-F-451	FITTING, lubricating, hydraulic type, ¼- 28NS, male (lock latch retaining pin (1) and lock (1)) (note 2).	ea	2	%	%	%	%	H-16 X
G503-7061999	WO-A593 FM-GPW5182 HLH-T60B	7061999	PINTLE (towing, w/o eye BOLTS), assy (issue until stock is exhausted, then use PINTLE 7073209).	ea	†	X
G503-7073209	7073209	PINTLE (towing), assy.....	ea	1	%	%	%	%	X
H001-5456941	018-1667	181667	BOLT, mach, ⅙-20NF-3 x 1⅝.....	ea	4	%	%	%	%	H-1 X
H001-4171641	121949	NUT, hex, ⅙-20NF-3.....	ea	4	%	%	%	%	H-1 X
H101-0131100	131100	WASHER, lock, ⅙ in.....	ea	4	%	%	%	%	H-1 X
1504—Spare Wheel Carrier											
G503-7099909	WO-A2359 FM-GPW1433B	7099909	BRACKET, assy.....	ea	1	%	%	X
H001-5026111	021-4018	214018	BOLT, mach, ⅙-18NC-2 x ⅝.....	ea	2	%	%	H-1 X
H001-4026521	220070	NUT, hex, ⅙-18NC-2.....	ea	4	%	%	H-1 X
H101-0215369	215369	SCREW, cap, ⅙-18NC-2 x 1¼.....	ea	2	%	%	H-1 X
H001-7025711	120214	WASHER, lock, ⅙ in.....	ea	4	%	%	H-1 X
GROUP 16—SPRINGS AND SHOCK ABSORBERS											
1601.1—Front Springs											
G503-7371064	WO-384228 FM-GPW5468	7371064	BOLT, pivot, front right and rear left and right spring to shackle (rear bracket) (used on vehicles w/o torque SPRING).	ea	2	%	%	X
G503-7735822	WO-A6511 FM-GPW5455	7735822	BOLT, "U", spring (to axle housing) (right (1) and left (2)) (8 leaf spring) (used on vehicles w/o torque SPRING).	ea	3	%	%	X
G503-7371090	WO-A513 FM-GPW5778	7371090	BOLT, "U", spring shackle, LH thd.....	ea	1	%	%	X
G503-7735833	WO-A514 FM-GPW5779	7735833	BOLT, "U", spring shackle, RH thd.....	ea	1	%	%	X
G503-7697860	WO-A481 FM-GPW5783A	7697860	BUMPER, front and rear axle (on frame) (rubber).	ea	2	%	%	X

For explanation of footnotes, see NOTES, page 96.

(1)	(2)	(3)	(4)	(5)	(6)	(7)	(8)				(9)
STOCK NO.	FEDERAL ITEM IDENTIFICATION NO.	MANUFACTURER'S PART NO.	ORDNANCE PART NO.	DESCRIPTION	UNIT OF ISSUE	QUANTITY IN-CORP. IN UNIT	ORGANIZATIONAL ALLOWANCES				REFERENCE SYMBOLS
							NO. OF MAJOR ITEMS PER				
							CO, BTRY OR TRP		BN		
1-15 (a)	16-35 (b)	36-85 (c)	86-186 (d)								
ORGANIZATIONAL SPARE PARTS FOR TRUCK—Continued											
GROUP 16—SPRINGS AND SHOCK ABSORBERS—Continued											
1601.1—Front Springs—Continued											
G503-7371085		WO-359039 FM-GPW5781	7371085	BUSHING, spring eye.....	ea	2			%	%	X
G503-7371062		WO-A8255 FM-GPW5463B	7371062	BUSHING, spring shackle, LH thd, assy....	ea	1			%	%	X
G503-7371063		WO-A8256 WO-634432 FM-GPW5464	7371063	BUSHING, spring shackle, RH thd, assy (lower right (1), upper left (1) and upper right (1)).	ea	3			%	%	X
G503-7371082		WO-A8578 FM-GPW5705C	7371082	CLIP, spring to axle, left front and left right rear.	ea	2			%	%	X
G503-7371058		WO-A574 FM-GPW5453	7371058	CLIP, spring to axle, right front.....	ea	1			%	%	X
G503-7371060		WO-A8291 FM-GPW5455B	7371060	CLIP, spring to axle, right front.....	ea	1			%	%	X
G503-7371059		WO-A8289 FM-GPW5453B	7371059	CLIP, spring to axle, right front.....	ea	1			%	%	X
G503-7697861		WO-A6326 FM-GPW5601	7697861	LOCK, shackle bolt, left, assy.....	ea	1			%	%	X
G503-7371061		WO-339372 FM-GPW5456	7371061	NUT, sp, hex, $\frac{7}{16}$ -20NF-2 (right spring to axle housing U-bolt (4), left (4)).	ea	8			%	%	X
G503-5333811		WO-638539 FM-35625S8	A333811 5333811	NUT, sp, hex ($1\frac{1}{16}$ in) S, zn-pltd, $\frac{7}{16}$ -20NF-4 (right spring to axle housing U-bolt (4), left (4)).	ea	8			%	%	X
G053-7735843		WO-A1252 FM-GPW5482	7735843	RETAINER, grease seal, shackle (bearing)..	ea	4			%	%	X
G503-7735842		WO-A515 FM-GPW5481	7735842	SEAL, grease, shackle (bearing).....	ea	4			%	%	X
G503-7371114		WO-A8463 WO-645548 FM-GPW5310B	7371114	SPRING, front, left or right, 10 leaf, assy...	ea	2			%	%	X

G503-7735493	WO-A613 FM-GPW5310	7735493	SPRING, left, assy (8 leaf) (issue until stock is exhausted, then use SPRING 7371114).	ea					†	X
G503-7326140	WO-A8464	7326140	SPRING, right, assy (issue until stock is exhausted, then use SPRING 7371114).	ea					†	X
H101-0131100		131100	WASHER, lock, 1/16 in (right spring to axle housing U-bolt nut (4), left (4)).	ea	8		%	%	H-1	X
1601.3—Rear Springs										
G503-7371064	WO-384228 FM-GPW5468	7371064	BOLT, pivot, front right and rear left and right spring to shackle (bracket).	ea	2		%	%		X
G503-7735833	WO-A514 FM-GPW5779	7735833	BOLT, "U", spring shackle, RH thd.....	ea	1		%	%		X
G503-7371090	WO-A513 FM-GPW5778	7371090	BOLT, "U", spring shackle, LH thd.....	ea	1		%	%		X
G503-7697860	WO-A481 FM-GPW5783A	7697860	BUMPER, front and rear axle (on frame) (rubber).	ea	2		%	%		X
G503-7371085	WO-359039 FM-GPW5781	7371085	BUSHING, spring eye.....	ea	2		%	%		X
G503-7371062	WO-635532 FM-GPW5463 FM-GPW5463B	7371062	BUSHING, spring shackle, LH thd, assy....	ea	1		%	%		X
G503-7371063	WO-A8256 WO-634432 FM-GPW5464 FM-GPW5464B	7371063	BUSHING, spring shackle, RH thd, assy (lower left (1) upper left (1) and upper right (1)).	ea	3		%	%		X
G503-7371080	FM-GPW5705	7371080	CLIP, spring to axle, left front and left right rear (issue until stock is exhausted, then use CLIP 7371081).	ea					†	X
G503-7371081	WO-A575 FM-GPW5705B	7371081	CLIP, spring to axle, left front and left right rear.	ea	4		%	%		X
G503-7371082	WO-A8578 FM-GPW5705C	7371082	CLIP, spring to axle, left front and left right rear.	ea	4		%	%		X
G503-7371061	WO-339372 FM-GPW5456	7371061	NUT, sp, hex, 1/16-20NF-2 (spring to axle housing U-bolt).	ea	8		%	%		X
G503-7735843	WO-A1252 FM-GPW5482	7735843	RETAINER (bolt) grease seal, spring shackle.	ea	4		%	%		X
G503-7735842	WO-A515 FM-GPW5481	7735842	SEAL, grease, spring shackle (bolt).....	ea	4		%	%		X
G503-0389784	WO-614 FM-GPW5560		SPRING, 9 leaf, assy (issue until stock is exhausted, then use SPRING 7371065).	ea					†	X
G503-7371065	WO-A15728 FM-GPW5560B	7371065	SPRING, 11 leaf, assy.....	ea	2		%	%		X
H101-0131100		131100	WASHER, lock, 1/16 in.....	ea	4		%	%	H-1	X

(1) STOCK NO.	(2) FEDERAL ITEM IDENTIFI- CATION NO.	(3) MANUFACTURER'S PART NO.	(4) ORDNANCE PART NO.	(5) DESCRIPTION	(6) UNIT OF ISSUE	(7) QUAN- TITY IN- CORP. IN UNIT	(8) ORGANIZATIONAL ALLOWANCES				(9) REFERENCE SYMBOLS
							NO. OF MAJOR ITEMS PER				
							CO, BTRY OR TRP		BN		
							1-15 (a)	16-35 (b)	36-85 (c)	86-186 (d)	
ORGANIZATIONAL SPARE PARTS FOR TRUCK—Continued											
GROUP 16—SPRINGS AND SHOCK ABSORBERS—Continued											
1602—Torque Spring											
G503-7371077	WO-A6075	7371077	BOLT, pivot, front left spring to shackle...	ea	1	%	%	X	
		FM-GPW5608									
G503-7371078	WO-A6074	7371078	BOLT, pivot, torque reaction spring to shackle.	ea	1	%	%	X	
		FM-GPW5609									
G503-7371073	WO-A6068	7371073	SHACKLE, inner, w/BUSHING, assy.....	ea	1	%	%	X	
		FM-GPW5602									
G503-7697875	WO-A6071	7697875	SHACKLE, outer, w/BUSHING, assy (issue until stock is exhausted, then use SHACKLE 7371075).	ea		†	X	
		FM-GPW5606									
G503-7371075	WO-A6069	7371075	SHACKLE, outer, w/BUSHING, assy.....	ea	1	%	%	X	
		FM-GPW5605									
G503-7371070	WO-A6066	7371070	SPRING, torque reaction, w/BUSHING,	ea	1	%	%	X	
		FM-GPW5588A									
1604.1—Shock Absorbers											
G50 ² -7088715	MAE-11465	7088715	ABSORBER, shock, front, assy.....	ea	2	%	%	%	%	X
		WO-A6902									
		WO-A169									
G503-7703114	MAE-11466	7703114	ABSORBER, shock, rear, assy.....	ea	2	%	%	%	%	X
		WO-A6903									
		FM-GPW18080									
G503-7343032	HP-779	7343032	BUSHING, mounting pin, rubber (shaft) (rubber).	ea	16	%	%	%	%	X
		WO-637936									
		FM-GPW18060A									
G503-7347348	WO-A8809	7347348	KIT, repair, front (issue until stock is ex- hausted, then use ABSORBER 7088715).	ea		†	X	
G503-7347349	WO-A8810	7347349	KIT, repair, rear (issue until stock is ex- hausted, then use ABSORBER 7703114).	ea		†	X	

G503-5700663	WO-A17642	5700663	KIT, repair (Monroe type) (issue until stock is exhausted, then use ABSORBER 7088715 or ABSORBER 7703114).	ea						†	X
G503-7371752	WO-A227 FM-351505S	7371752	WASHER, mounting pin (shaft) (issue until stock is exhausted, then use WASHER 7743812).	ea						†	X
G503-7743812	FM-351505S7	7743812	WASHER, mounting, pin (shaft).....	ea	8	%	%	%	%		X
GROUP 17—HOOD, FENDERS AND SPLASH SHIELDS											
1701—Fenders											
G503-7743875	FM-GPW16132	7743875	ANTI-SQUEEK, fender to cowl side panel, lower (issue until stock is exhausted, then use WEBBING 27-W-918).	ea						†	X
G503-7743876	FM-GPW16159	7743876	ANTI-SQUEEK, fender to cowl side panel, upper (issue until stock is exhausted, then use WEBBING 27-W-918).	ea						†	X
G503-7743877	FM-GPW16133	7743877	ANTI-SQUEEK, splash apron (shield) to frame (issue until stock is exhausted, then use WEBBING 27-W-918).	ea						†	X
G740-7697493	WO-A2843	7697493	BRACE, left fender.....	ea	1			%	%		X
G740-7697494	WO-A2844	7697494	BRACE, right fender.....	ea	1			%	%		X
H101-0215547		215547	SCREW, cap, 3/8-24NF-2 x 1 3/8.....	ea	4			%	%	H-1	X
H001-7025741		120382	WASHER, lock, 3/8 in.....	ea	4			%	%	H-1	X
H001-7045591		120388	WASHER, plain, 3/8 in.....	ea	4			%	%	H-1	X
G503-7743846	WO-A2942 FM-GPW16006	7743846	FENDER, front left, w/splash APRON, assy.	ea	1			%	%		X
G503-7743847	WO-A2943 FM-GPW16005	7743847	FENDER, front right, w/splash APRON, assy.	ea	1			%	%		X
H101-0227748		227748	BOLT, hex-hd, 5/16-18NC-2 x 3/4.....	ea	8			%	%	H-1	X
H001-4167541		120376	NUT, hex, 5/16-18NC-2.....	ea	2			%	%	H-1	X
H001-7025711		120214	WASHER, lock, 5/16 in.....	ea	8			%	%	H-1	X
H001-7043711		120393	WASHER, plain, 5/16 in.....	ea	8			%	%	H-1	X
H009-0100890		27-W-918	WEBBING, width 1 in.....	yd	†			%	%	H-9	X
1702—Splash Shields											
G503-7743848	FM-GPW16083 WO-A2841	7743848	APRON, splash (engine), left fender, assy...	ea	1			%	%		X
G503-7743849	FM-GPW16082 WO-A8242	7743849	APRON, splash (engine), right fender, assy..	ea	1			%	%		X
H101-0223650		223650	BOLT, hex-hd, 5/16-24NF-2 x 3/4.....	ea	1			%	%	H-1	X
H001-3019911		223670	BOLT, hex-hd, 3/8-24NF-2 x 3/4.....	ea	4			%	%	H-1	X

(1) STOCK NO.	(2) FEDERAL ITEM IDENTIFICATION NO.	(3) MANUFACTURER'S PART NO.	(4) ORDNANCE PART NO.	(5) DESCRIPTION	(6) UNIT OF ISSUE	(7) QUANTITY IN-CORP. IN UNIT	(8) ORGANIZATIONAL ALLOWANCES				(9) REFERENCE SYMBOLS	
							NO. OF MAJOR ITEMS PER					
							CO. BTRY OR TRP		BN			
							1-15 (a)	16-35 (b)	36-85 (c)	86-186 (d)		
ORGANIZATIONAL SPARE PARTS FOR TRUCK—Continued												
GROUP 17—HOOD, FENDERS AND SPLASH SHIELDS—Continued												
1702—Splash Shields—Continued												
APRON, splash (engine), right fender, assy—Continued												
H001-7025711			120214	WASHER, lock, 5/16 in.	ea	1			%	%	H-1	X
H001-7025741			120382	WASHER, lock, 3/8 in.	ea	4			%	%	H-1	X
H001-7043711			120393	WASHER, plain, 5/16 in.	ea	1			%	%	H-1	X
H001-7043741			120394	WASHER, plain, 3/8 in.	ea	4			%	%	H-1	X
G503-7371376		FM-GPW8240	7371376	SHIELD, crankshaft pulley (splash, radiator shell to frame, front crossmember):	ea	1			%	%		X
G134-0124047		WO-A1124 FM-20309S2		BOLT, hex-hd, 1/4-28NF-2 x 1/2 (issue until stock is exhausted, then use BOLT 224022).	ea						†	X
H101-0224022			224022	BOLT, hex-hd, 1/4-28NF x 1/2	ea	6			%	%	H-1	X
H001-4167521			120367	NUT, hex, 1/4-28NF-2	ea	6			%	%	H-1	X
H001-7025681			120380	WASHER, lock, 1/4 in.	ea	6			%	%	H-1	X
G503-7336451		FM-356376S WO-A1125	7336451	WASHER, plain, 1 1/32 x 5/8	ea	6			%	%		X
1703—Hood												
G503-7697851		WO-A3059 FM-GPW16684	7697851	BRACKET, catch	ea	2			%	%		X
H001-4167501			120375	NUT, hex, 1/4-20NC-2	ea	4			%	%	H-1	X
H101-0214582			214582	SCREW, cap, 1/4-20NC-2 x 5/8	ea	4			%	%	H-1	X
H001-7025681			120380	WASHER, lock, 1/4 in.	ea	4			%	%	H-1	X
H001-7043681			120392	WASHER, plain, 1/4 in.	ea	4			%	%	H-1	X
G503-7698438		WO-A3780 FM-GTB16849A	7698438	BUMPER, windshield, hood top (assy) (on hood top).	ea	2			%	%		X
G503-7371580		WO-A2896 FM-GPW16892	7371580	CATCH, hold down, hood, assy	ea	2			%	%		X
H001-4167501			120375	NUT, hex, 1/4-20NC-2	ea	4			%	%	H-1	X
H101-0214582			214582	SCREW, cap, 1/4-20NC-2 x 5/8	ea	4			%	%	H-1	X

H001-7025681		120380	WASHER, lock, 1/4 in.....	ea	4		%	%	H-1	X
H001-7043681		120392	WASHER, plain, 1/4 in.....	ea	4		%	%	H-1	X
G503-7698439	WO-A2188	7698439	HINGE, hood, assy.....	ea	1		%	%		X
	FM-GPW16802									
H001-4029501		120372	NUT, sq, 1/4-20NC-2.....	ea	5		%	%	H-1	X
H001-5025511		216915	SCREW, cap, 1/4-20NC-2 x 5/8.....	ea	5		%	%	H-1	X
H001-7025681		120380	WASHER, lock, 1/4 in.....	ea	5		%	%	H-1	X
H001-7043681		120392	WASHER, plain, 1/4 in.....	ea	5		%	%	H-1	X
G503-7741429	WO-A2836	7741429	HOOD, assy (used on vehicles through Serial No 103545).	ea	1		%	%		X
G503-7741430	WO-A3225	7741430	HOOD, assy (used on vehicles after Serial No 103545).	ea	1		%	%		X
	FM-GPW16610									
H009-0100890		27-W-918	WEBBING, width 1 in (hood to radiator (1) and cowl (1)).	yd	†		%	%	H-9	X
GROUP 18—BODY										
1804—Windshield, Glove Compartment and Safety Strap										
G671-7007136	WO-A2235	7007136	ARM, adjusting, windshield, assy.....	ea	2		%	%		X
	FM-GP1103302									
G503-7371507	FM-81W811189	7371507	SCREW, pivot, windshield adj arm (thumb) (1/4-28NF-2) (issue until stock is exhausted, then use SCREW 7371508).	ea					†	X
G503-7371508	WO-A2239	7371508	SCREW, pivot, windshield adj arm (thumb) (1/4-28NF-2) (issue until stock is exhausted, then use SCREW 7347602).	ea					†	X
	FM-G8T8103074B			ea					†	X
G503-7347602	WO-663672	7347602	SCREW, thumb (1/4-28NF-2).....	ea	2		%	%		X
G503-7767292	WO-2983	7767292	BOLT, anchor, 3/8-16NC-2 safety strap.....	ea	2		%	%		X
	FM-355569S2									
G503-7698488	WO-A2138	7698488	BOLT, eye, 3/8-16NC-2 safety strap.....	ea	2	%	%	%	%	X
	FM-GPW1102-396									
G503-7698430	WO-A2213	7698430	BRACKET, pivot, windshield, assy.....	ea	2		%	%		X
	FM-GPW1103-162									
G503-7371824	WO-A4300	7371824	BRACKET (windshield adjusting arm) w/BUSHING, assy.	ea	2		%	%		X
	FM-GP1103310									
G503-7371823	WO-A2232	7371823	BRACKET (windshield adjusting arm), w/STUD, assy.	ea	2		%	%		X
	FM-GP1103304									
G503-7371821	WO-A3197	7371821	CATCH, hold-down, windshield, assy.....	ea	2		%	%		X
	FM-GPW1103027									
G503-7698432	WO-A2501	7698432	CHAIN, windshield (pivot), thumb screw...	ea	2		%	%		X
	FM-GPW1151-289									

(1) STOCK NO.	(2) FEDERAL ITEM IDENTIFI- CATION NO.	(3) MANUFACTURER'S PART NO.	(4) ORDNANCE PART NO.	(5) DESCRIPTION	(6) UNIT OF ISSUE	(7) QUAN- TITY IN- CORP. IN UNIT	(8) ORGANIZATIONAL ALLOWANCES				(9) REFERENCE SYMBOLS
							NO. OF MAJOR ITEMS PER				
							CO, BTRY OR TRP		BN		
							1-15 (a)	16-35 (b)	36-85 (c)	86-186 (d)	
ORGANIZATIONAL SPARE PARTS FOR TRUCK—Continued											
GROUP 18—BODY—Continued											
1804—Windshield, Glove Compartment And Safety Strap—Continued											
G503-7743844		WO-A2227 FM-GP1103482	7743844	CLAMP, windshield, assy.....	ea	2			%	%	X
G503-7371820		WO-A2226 FM-GP1103014 FM-GP1103014A	7371820	FRAME, windshield, w/GLASS, assy (used with hand type wiper) (issue until stock is exhausted, then use FRAME 7099459).	ea	1			%	%	X
G503-7099459		WO-A12759 FM-GP1103014B	7099459	FRAME, windshield glass, w/GLASS, assy (used with vacuum type wiper).	ea	1			%	%	X
G540-7091769		WO-A2238 FM-B45482C	7091769	KNOB, windshield adjusting arm ($\frac{5}{16}$ -18NC- 2).	ea	2			%	%	X
G503-7326119		WO-A2214 FM-355449S2	7326119	SCREW, thumb (windshield pivot), $\frac{3}{8}$ - 24NF-2.	ea	2	%	%	%	%	X
G503-7371886		WO-A2483 FM-99W8103311 AN-S384	7371886	SPACER, windshield adjusting arm.....	ea	2			%	%	X
G503-7324848		WO-A2220 FM-356373S2	7324848	WASHER, S, $2\frac{1}{32}$ ID, 1 OD, 0.015 thk, $\frac{3}{32}$ crown (spring, windshield adjusting arm knob).	ea	4			%	%	X
G503-7324847		WO-A4260 FM-356361S7 AN-S1044	7324847	WASHER, windshield adjusting arm spring (knob).	ea	2			%	%	X
G503-7371819		WO-A3210 FM-GPW1103010	7371819	WINDSHIELD, assy (issue until stock is exhausted, then use WINDSHIELD .7740835).	ea					†	X
G503-7740835		WO-A12758	7740835	WINDSHIELD, assy.....	ea	1			%	%	X
1805—Cab Floors											
G503-7698465		WO-A2982 FM-GPW1112110	7698465	COVER (access), transmission (drain plug).	ea	1	%	%	%	%	X

G503-7698466	WO-A2919 FM-GPW1112119	7698466	RING, gear shift lever housing cover.....	ea	1	%	%	%	%		X
G503-7698486	WO-A2932 FM-GPW1111137A	7698486	SEAL, brake cylinder inspection (hole) cover.	ea	1	%	%	%	%		X
G503-7371825	WO-A3783 FM-GPW1111286A	7371825	SEAL (dust, transmission), gear shift lever housing cover (rubber).	ea	1	%	%	%	%		X
G503-7698487	WO-A2994 FM-GPW1112116A	7698487	SEAL, transmission (access) cover.....	ea	1	%	%	%	%		X
1806—Seats, Trim and Crash Pads											
G503-7741329	WO-A11729	7741329	BACK, front seat (back), assy.....	ea	2	%	%	%	%		X
H101-0111687		111687	SCREW, tapping, No 10 x 1/2.....	ea	20	%	%	%	%	H-1	X
H001-1513004		121324	WASHER, finishing, No 10.....	ea	20	%	%	%	%	H-1	X
G503-7741330	WO-A11731	7741330	BACK rear seat (back), assy.....	ea	1	%	%	%	%		X
H101-0111687		111687	SCREW, tapping, No 10 x 1/2.....	ea	7	%	%	%	%	H-1	X
H001-1513004		121324	WASHER, finishing, No 10..	ea	7	%	%	%	%	H-1	X
G503-7698442	WO-A2453 FM-GPW1162-552	7698442	BRACKET, pivot, front seat.....	ea	2			%	%		X
H001-0912102		216407	RIVET, rd-hd, 3/8 x 5/8.....	ea	2			%	%	H-1	X
G503-7698443	WO-A2787 FM-GPW1162-402	7698443	BRACKET (retaining), rear seat back frame.	ea	2			%	%		X
G503-7744208	WO-A12400	7744208	CUSHION, driver's seat, assy.....	ea	1	%	%	%	%		X
H101-0111687		111687	SCREW, tapping, No 10 x 1/2.....	ea	10	%	%	%	%	H-1	X
H001-1513004		121324	WASHER, finishing, No 10.....	ea	10	%	%	%	%	H-1	X
G503-7698444	WO-A11730 FM-GPW1162-900C	7698444	CUSHION, front (passenger's) seat, assy....	ea	1	%	%	%	%		X
H101-0111687		111687	SCREW, tapping, No 10 x 1/2.....	ea	10	%	%	%	%	H-1	X
H001-1513004		121324	WASHER, finishing, No 10.....	ea	10	%	%	%	%	H-1	X
G503-7768173	WO-A11732	7768173	CUSHION, rear seat assy.....	ea	1	%	%	%	%		X
H101-0111687		111687	SCREW, tapping, No 10 x 1/2.....	ea	5	%	%	%	%	H-1	X
H001-1513004		121324	WASHER, finishing, No 10.....	ea	5	%	%	%	%	H-1	X
G503-7698461	WO-A2783	7698461	FRAME, rear seat back, assy (issue until stock is exhausted, then use BACK 7741330).	ea					†		X
G503-7698463	WO-A2905 FM-GPW1164-812B	7698463	PAD, front seat back (issue until stock is exhausted, then use BACK 7741329).	ea					†		X
G503-7698462	WO-A2908 FM-GPW1166-800B	7698462	PAD, rear seat back (issue until stock is exhausted, then use BACK 7741330).	ea					†		X
G503-7698445		7698445	TRIM, front seat back, assy (issue until stock is exhausted, then use BACK 7741329).	ea					†		X
G503-7698435	WO-A2987 FM-GPW166-600	7698435	TRIM, rear seat back, assy (issue until stock is exhausted, then use BACK 7741330).	ea					†		X

(1) STOCK NO.	(2) FEDERAL ITEM IDENTIFICATION NO.	(3) MANUFACTURER'S PART NO.	(4) ORDNANCE PART NO.	(5) DESCRIPTION	(6) UNIT OF ISSUE	(7) QUANTITY IN-CORP. IN UNIT	(8) ORGANIZATIONAL ALLOWANCES				(9) REFERENCE SYMBOLS
							NO. OF MAJOR ITEMS PER				
							CO, BTRY OR TRP		BN		
							1-15 (a)	16-35 (b)	36-85 (c)	86-186 (d)	
ORGANIZATIONAL SPARE PARTS FOR TRUCK—Continued											
GROUP 18—Body—Continued											
1806—Seats, Trim and Crash Pads—Continued											
G503-7698434		WO-A2988 FM-GPW1163-804C	7698434	TRIM, rear seat cushion, comp, assy (issue until stock is exhausted, then use CUSHION 7768173).	ea					†	X
1808—Tool Compartment, Stowage Clamps, and Straps											
G503-6578296			D78296	CASE, rifle (universal), w/HOLDER, assy	ea	1	%	%	%	%	X
G503-7698436		WO-A2995 FM-GPW1128256	7698436	CLAMP, axe, front, assy	ea	1			%	%	X
G503-7698437		WO-A2894 FM-GPW1128254	7698437	CLAMP, axe, rear, assy	ea	1			%	%	X
G503-7698459		WO-A2503 FM-GPW1146102A	7698459	SEAL, tool compartment lid (issue until stock is exhausted, then use SEAL 7743813).	ea					†	X
G503-7744399		WO-A3933	7744399	SEAL, tool compartment lid (issue until stock is exhausted, then use SEAL 7743813).	ea					†	X
G503-7743813		WO-A3934	7743813	SEAL, tool compartment (lid)	ea	4			%	%	X
G503-7698489		WO-A4127 FM-GPW1140334	7698489	STRAP, spare gasoline can, w/BUCKLE, assy.	ea	1	%	%	%	%	X
G503-7698490		WO-A4128 FM-GPW1140334	7698490	STRAP, spare gasoline can, w/end TIP, assy.	ea	1	%	%	%	%	X
G503-7698452		WO-A4130 FM-GPW1140348	7698452	SUPPORT, spare gasoline can	ea	1			%	%	X
1812—Body											
G503-7743508		WO-A2744 FM-GPW1129069	7743508	BRACKET, left (top bow) hand rail, front, assy.	ea	1	%	%	%	%	X

G503-7743509		WO-A2745	7743509	BRACKET, right (top bow) hand rail, front, assy.	ea	1	%	%	%	%		X
		FM-GPW1129068										
H001-4026521			220070	NUT, hex, $\frac{5}{16}$ -18NC-2	ea	2	%	%	%	%	H-1	X
H101-0214612			214612	SCREW, cap, $\frac{5}{16}$ -18NC-2 x $\frac{1}{2}$	ea	2	%	%	%	%	H-1	X
H001-7025711			120214	WASHER, lock, $\frac{5}{16}$ in	ea	2	%	%	%	%	H-1	X
GROUP 20—CAPSTAN												
2001.1—Capstan												
G503-7375826		WO-A9215	7375826	CAPSTAN (winch) (issue until stock is exhausted, then use CAPSTAN 7520297).	ea						†	X
G503-7520297		LK-WZ88-37	7520297	CAPSTAN (winch), assy	ea	1			%	%		X
		WO-640807										
H001-5090661	012-0629		120629	BOLT, mach, $\frac{1}{4}$ -20NC-2 x $\frac{3}{8}$	ea	8			%	%	H-1	X
H001-4135741			134551	NUT, mach screw, $\frac{1}{4}$ -20NC-2	ea	8			%	%	H-1	X
H001-7025681			120380	WASHER, lock, $\frac{1}{4}$ in	ea	8			%	%	H-1	X
45-F-437			45-F-437	FITTING, lubricating, hydraulic type, drive, $\frac{1}{4}$ in (spool shaft) (used w/CAPSTAN 7520297).	ea	1			%	%	H-16	X
2001.3—Drive Shaft												
G503-7375839		WO-A9210	7375839	BRACKET, support, w/BEARINGS, assy	ea	1			%	%		X
H101-0139041	013-9041		139041	BOLT, set, $\frac{5}{16}$ -24NF-3 x $\frac{1}{4}$ (spline shaft yoke).	ea	1			%	%	H-1	X
G503-7347350		WO-A9157	7347350	JOINT, universal, front, assy	ea	1	%	%	%	%		X
G503-7347351		WO-A9158	7347351	JOINT, universal, rear, assy	ea	1	%	%	%	%		X
H001-0518013			103646	KEY, Woodruff, $\frac{1}{8}$ x $\frac{3}{4}$ (spline shaft yoke).	ea	1	%	%	%	%	H-1	X
G503-7375822		WO-A9201	7375822	PIN, universal joint, front	ea	1	%	%	%	%		X
H001-5421241			120758	SCREW, cap, $\frac{3}{8}$ -24NF-3 x $\frac{7}{8}$ (support bracket).	ea	3	%	%	%	%	H-1	X
G503-7375823		WO-A9202	7375823	SHAFT, drive, assy	ea	1	%	%	%	%		X
G503-7375824		WO-A9214	7375824	SHAFT, spline	ea	1	%	%	%	%		X
G503-7375825		WO-A9194	7375825	SPACER, support bracket	ea	3			%	%		X
H001-7025741			120382	WASHER, lock, $\frac{3}{8}$ in (support bracket screw).	ea	3	%	%	%	%	H-1	X
2001.5—Controls												
H002-0100130			104919	BALL, $\frac{5}{16}$ in (detent, shifter shaft)	ea	1	%	%	%	%	H-2	X
G503-7371122		FM-GPA5642	7371122	KEY, shaft to clutch	ea	1	%	%	%	%		X
G503-7375718		WO-A9196	7375718	ROD, shift	ea	1	%	%	%	%		X
G503-7375719		WO-A9206	7375719	SHAFT, shifter	ea	1	%	%	%	%		X
G503-7375837		WO-A9207	7375837	SHIFTER, driver shaft hub	ea	1	%	%	%	%		X
G503-7375838		WO-A9203	7375838	SPRING, shifter shaft detent ball	ea	1	%	%	%	%		X

(1) STOCK NO.	(2) FEDERAL ITEM IDENTIFI- CATION NO.	(3) MANUFACTURER'S PART NO.	(4) ORDNANCE PART NO.	(5) DESCRIPTION	(6) UNIT OF ISSUE	(7) QUAN- TITY IN- CORP. IN UNIT	(8) ORGANIZATIONAL ALLOWANCES				(9) REFERENCE SYMBOLS
							NO. OF MAJOR ITEMS PER				
							CO. BTRY OR TRP		BN		
							1-15 (a)	16-35 (b)	36-85 (c)	86-186 (d)	
ORGANIZATIONAL SPARE PARTS FOR TRUCK—Continued											
GROUP 22—MISCELLANEOUS ACCES- SORIES											
2201—Top Covers, Bow and Curtains											
G503-7743538		FM-GPW1151272	7743538	BOW, top, front, assy (issue until stock is exhausted, then use BOW 7698484).	ea					†	X
G503-7698484		WO-A2897	7698484	BOW, top, w/footman LOOP, assy.....	ea	1	%	%	%	%	X
G503-7698483		FM-GPW1151266 FM-GPW1151268	7698483	BOW, top, w/hand RAIL, assy (issue until stock is exhausted, then use BOW 7698484).	ea					†	X
G503-7335204			7335204	BRACKET, left door hinge, w/NUT and WASHER, assy (also available as part of KIT 5701207) (Used w/COVER 7721446).	ea	1			%	%	X
G503-7335205			7335205	BRACKET, right door hinge, w/NUT and WASHER, assy (also available as part of KIT 5701207) (Used w/COVER 7721446).	ea	1			%	%	X
H001-4026521			220070	NUT, hex, 5/16-18NC-2.....	ea	2			%	%	H-1 X
H001-7023711			120379	WASHER, lock, 5/16 in.....	ea	2			%	%	H-1 X
G503-7698447		WO-A2754 FM-GPW1153030	7698447	BRACKET, top bow pivot.....	ea	2			%	%	X
H002-0543486			543486	BUCKLE, 1 in (rear curtain and top cover strap).	ea	7			%	%	H-2 X
H002-0582935			582935	CAP, rivet type fastener (side curtain to rear curtain (12) and side curtain to top cover (4)).	ea	16			%	%	H-2 X
G503-7335217			7335217	CLAMP, windshield frame, assy (also available as part of KIT 5701207) (Used w/COVER 7721446).	ea	2			%	%	X
H002-0101260			502109	CLIP, end, 1 in (rear curtain and top cover strip).	ea	7			%	%	H-2 X
G503-7698480		WO-A3070 FM-GPW1102980	7698480	COVER, headlight (canvas).....	ea	2			%	%	X

G503-7767437	WO-A3216 FM-GPW1152700	7767437	COVER, top, w/rear CURTAIN, assy (issue until stock is exhausted, then use COVER 7721446).	ea					†	X
G503-7721446		7721446	COVER, top, w/rear CURTAIN, assy (issue only when stock on COVER 7767437 has been exhausted) (also available as part of KIT 5701207).	ea	1	%	%	%	%	X
G503-7698476	WO-A3211 FM-GPW1103214	7698476	COVER, windshield, assy.....	ea	1			%	%	X
G503-7335155		7335155	CURTAIN, side, left, assy (Used w/COVER 7721446) (also available as part of KIT 5701207).	ea	1			%	%	X
G503-7698477	WO-A2998 FM-GPW1120041	7698477	CURTAIN, side, left, assy (Used w/COVER 7767437).	ea	1			%	%	X
G503-7335156		7335156	CURTAIN, side, right, assy (Used w/COVER 7721446) also available as part of KIT 5701207).	ea	1			%	%	X
G503-7698478	WO-A2999 FM-GPW1120040	7698478	CURTAIN, side, right, assy (Used w/COVER 7767437).	ea	1			%	%	X
G503-7335175		7335175	DOOR, left, assy (Used w/COVER 7721446) (also available as part of KIT 5701207).	ea	1			%	%	X
G503-7335176		7335176	DOOR, right, assy (Used w/COVER 7721446) (also available as part of KIT 5701207).	ea	1			%	%	X
H102-0426687		426687	EYELET, large turnbutton fastener, 5/16 in long prong (rear curtain (6) and side curtain to top cover (12)).	ea	18			%	%	H-2 X
H002-0211740		106475	EYELET, push button fastener, 3/16 in long bbl (side curtain (16) top cover to windshield (10)) (used w/CURTAIN 7698477 and 7698478).	ea	26			%	%	H-2 X
H002-0582936		582936	EYELET, snap fastener, No 22 size (side curtain to rear curtain (12) and side curtain to top cover (4)).	ea	16			%	%	H-2 X
G503-5701207		5701207	KIT, encloser, top and side curtain.....	ea				%	%	X
		7335204	Composed of: 1 BRACKET, hinge, left, assy (subgroup 2201) ⁴							
		7335205	1 B R A C K E T, hinge, right, assy (subgroup 2201) ⁴							
		7335217	2 CLAMP, windshield frame, assy (subgroup 2201) ⁴							
		7721446	1 COVER, top, w/rear CURTAIN, assy (subgroup 2201) ⁵							

For explanation of footnotes, see NOTES, page 96.

(1) STOCK NO.	(2) FEDERAL ITEM IDENTIFICATION NO.	(3) MANUFACTURER'S PART NO.	(4) ORDNANCE PART NO.	(5) DESCRIPTION	(6) UNIT OF ISSUE	(7) QUANTITY IN-CORP. IN UNIT	(8) ORGANIZATIONAL ALLOWANCES				(9) REFERENCE SYMBOLS
							NO. OF MAJOR ITEMS PER				
							CO, BTRY OR TRP		BN		
							1-15 (a)	16-35 (b)	36-85 (c)	86-186 (d)	
ORGANIZATIONAL SPARE PARTS FOR TRUCK—Continued											
GROUP 22—MISCELLANEOUS ACCESSORIES—Continued											
2201—Top Covers, Bow and Curtains—Continued											
KIT, encloser, top and side curtain—Continued											
			7335155	1 CURTAIN, side left, assy (subgroup 2201) ⁴							
			7335156	1 CURTAIN, side right, assy (subgroup 2201) ⁴							
			7335175	1 DOOR, left, assy (subgroup 2201) ⁴							
			7335176	1 DOOR, right, assy (subgroup 2201) ⁴							
			7335191	1 SOCKET, door hinge, left, assy (subgroup 2201) ⁴							
			7355192	1 SOCKET, door hinge, right, assy (subgroup 2201) ⁴							
			7335218	1 SUPPORT, top cover, left door (subgroup 2201) ⁴							
			7335219	1 SUPPORT, top cover, right door (subgroup 2201) ⁴							
G503-7698440		WO-A2168 FM-GPW1154810A	7698440	LOOP, footman	ea	6			%	%	X
H101-0123854	012-3854		123854	BOLT, mach, No 10-24NC-2 x 1/2	ea	12			%	%	H-1 X
H001-7025621			120217	WASHER, lock, No 10	ea	12			%	%	H-1 X
G503-7698479		WO-A2901 FM-GPW1151270	7698479	PIVOT, top bow, assy	ea	2			%	%	X
H009-0852898			33-P-4952-500	PLASTIC, 20 in x 50 in (rear curtain window pane (1), left and right door pane (4) and side curtain window pane (4)) (0.030).	ea	9			%	%	H-9 X
H002-0582939			582939	PLATE, fastener stud (side curtain to rear curtain (6) and side curtain to top cover (2)).	ea	8			%	%	H-2 X

G503-7326119	WO-A2214	7326119	SCREW, thumb (top bow socket) $\frac{3}{8}$ -24NF-2 x 1.920. (MB)	ea	2			%	%		X
G503-7743560	FM-GP1150498	7743560	SCREW, thumb (top bow socket) $\frac{5}{16}$ -18NC-x 1.920. (GPW)	ea	2			%	%		X
G503-7335191		7335191	SOCKET, left door hinge, assy (Used w/COVER 7721446) (also available as part of KIT 5701207).	ea	1			%	%		X
G503-7335192		7335192	SOCKET, right door hinge, assy (Used w/COVER 7721446) (also available as part of KIT 5701207).	ea	1			%	%		X
H102-0114305		114305	STUD, flush type push button fastener (door).	ea	4			%	%	H-2	X
H102-0114305		114305	STUD, flush type push button fastener (side curtain) (Used w/CURTAIN 7698477 and 7698478).	ea	14			%	%	H-2	X
H102-0116266		116266	STUD, small turnbutton fastener (side curtain to rear curtain (6) and side curtain to top cover (2)).	ea	8			%	%	H-2	X
G503-7335218		7335218	SUPPORT, top cover, left door (Used w/COVER 7721446) (also available as part of KIT 5701207).	ea	1			%	%		X
G503-7335219		7335219	SUPPORT, top cover, right door, (Used w/COVER 7721446) (also available as part of KIT 5701207).	ea	1			%	%		X
H102-0426686		426686	WASHER, large turnbutton fastener eyelet (rear curtain (6) and side curtain to top cover (12)).	ea	18			%	%	H-2	X
H002-0211745		106476	WASHER, push button fastener eyelet (top cover to windshield).	ea	10			%	%	H-2	X
H102-0114307		114307	WASHER, tubr rivet base flush type push button fastener stud (door).	ea	4			%	%	H-2	X
H009-0100890		27-W-918	WEBBING, width 1 in (rear curtain and top cover strap).	yd	‡			%	%	H-9	X
2202—Mirrors, Reflectors and Windshield Wipers											
H002-0547250		547250	ARM, adjustable (8 in to 11 in) (rear view mirror) (outside).	ea	1	%	%	%	%	H-2	X
H017-0500810		500810	ARM, windshield wiper, adj, 8 to 11½, assy (used with vacuum wiper).	ea	2	%	%	%	%	H-17	X
G503-7002982	WO-A2512 FM-GPI7535	7002982	ARM, windshield wiper, w/BLADE, assy (used with WIPER 7372259).	ea	2	%	%	%	%		X

For explanation of footnotes, see NOTES, page 96.

(1) STOCK NO.	(2) FEDERAL ITEM IDENTIFI- CATION NO.	(3) MANUFACTURERS PART NO.	(4) ORDNANCE PART NO.	(5) DESCRIPTION	(6) UNIT OF ISSUE	(7) QUAN- TITY IN- CORP. IN UNIT	(8) ORGANIZATIONAL ALLOWANCES				(9) REFERENCE SYMBOLS
							NO. OF MAJOR ITEMS PER				
							CO, BTRY OR TRP		BN		
							1-15 (a)	16-35 (b)	36-85 (c)	86-186 (d)	
ORGANIZATIONAL SPARE PARTS FOR TRUCK—Continued											
GROUP 22—MISCELLANEOUS ACCES- SORIES—Continued											
2202—Mirrors, Reflectors and Windshield Wipers—Continued											
G503-7002981		WO-A4687 FM-GP17528	7002981	BLADE, windshield wiper (used with WIPER 7372259) (issue until stock is exhausted, then use ARM 7002982).	ea					†	X
H017-0500812			500812	BLADE, windshield wiper arm, 8¼ in long (used with WIPER 5700002)	ea	2	%	%	2	2	H-17 X
H006-0210030			144035	BUSHING, pipe, ¼ x ⅛ (reducing, windshield wiper line to intake manifold).	ea	1	%	%	%	%	H-6 X
H006-0214315			137405	CONNECTOR, flared tube, inverted, ¼ in tube, ⅛ in male pipe end (windshield wiper line).	ea	2	%	%	%	%	H-6 X
G503-7743536		FM-GP17531	7743536	HANDLE, windshield wiper, w/KNOB, assy (issue until stock is exhausted, then use HANDLE 7036573).	ea					†	X
G503-7036573		TRI-80540 WO-A11432 FM-GPW17526	7036573	HANDLE, windshield wiper, w/tie ROD, assy.	ea	1	%	%	%	%	X
G503-7735526		TRI-S1071X WO-A12874 FM-GPW18395	7735526	KIT (repair), windshield wiper vacuum motor (issue until stock is exhausted, then use MOTOR 500844).	ea					†	X
G503-7099461		WO-640527 FM-GPW17536	7099461	LINE, windshield wiper, vacuum, assy (issue until stock is exhausted, then use TUBING 44-T-5080-15).	ea					†	X
G503-7371844		WO-A2934 FM-21CS17682B	7371844	MIRROR, rear view (outside), w/ARM, assy (issue until stock is exhausted, then use MIRROR 547202 and ARM 547250).	ea					†	X
H002-0547202			547202	MIRROR, rear view (outside, w/WASHER and NUT, assy).	ea	1	%	%	%	%	H-2 X

H017-0500844		500844	MOTOR, windshield wiper, vacuum operated, assy.	ea	2	%	%	%	%		X
H006-0230210		142432	NUT, inverted, flared tube fitting, 1/4 in (windshield wiper line).	ea	1	%	%	%	%	H-6	X
H101-0116001		116001	NUT, mach screw, No 12-24NC-2 (windshield wiper arm).	ea	2	%	%	%	%	H-1	X
H017-0506101		506101	REFLECTOR, ruby, 4 1/2 in diam (ruby lens).	ea	4	%	%	%	%	H-17	X
G503-7099460	TRI-79513 WO-A12751 FM-11C17489	7099460	TEE, windshield wiper vacuum line.....	ea	1	%	%	%	%		X
H007-0878000		33-T-233	TUBING, ID 1/32 in (vacuum windshield wiper).	ft	†	%	%	%	%	H-7	X
H007-0218065		44-T-5080-15	TUBING, seamless, size 1/4 in (windshield wiper line).	ft	†	%	%	%	%	H-7	X
H101-0131199		131199	WASHER, lock, No 12 (windshield wiper arm nut).	ea	2	%	%	%	%	H-1	X
G503-7324836	FM-35130 S2	7324836	WASHER, plain, sp, S, phos-ctd, 1/32 ID, 1/2 OD windshield wiper arm.	ea	2	%	%	%	%		X
G503-5700002		5700002	WIPER, windshield, hand, tension type, assy (single hand type) (issue until stock is exhausted, then use WIPER 7372259).	ea						†	X
G503-7372259	WO-A2586 FM-GP17500	7372259	WIPER, windshield, hand, sgle, assy (single hand type).	ea	1	%	%	%	%		X
G503-7002980	WO-A11433 FM-GPW17500	7002980	WIPER, windshield, hand, tandem, assy (hand type) (issue until stock is exhausted, then use components).	ea						†	X
2208.1—Speedometer											
G503-7044232	SW-777F1.1038	7044232	ADAPTER (assy).....	ea	1			%	%		X
G503-7706760	AL-SPS1100R WO-A1343 FM-GPW17261A	7706760	CASING, drive, flexible shaft, assy (issue until stock is exhausted, then use SHAFT 7744255).	ea						†	X
G503-7537427	SP-18-453-2 WO-A1512 FM-GPW17271	7537427	GEAR, driven.....	ea	1			%	%		X
G503-7744255	WO-A1267 FM-GPW17260 FM-GPW17260A	7744255	SHAFT, flexible, drive (w/CORE and CASING, assy).	ea	1			%	%		X
G503-7373169	SP-18-454-2 WO-636396 FM-GPW17333	7373169	SLEEVE, driven gear (in transfer case).....	ea	1			%	%		X
G116-0401031	AL-SPK4003 KS-40355 WO-A8180	B266142	SPEEDOMETER, assy.....	ea	1			%	%		X

(1) STOCK NO.	(2) FEDERAL ITEM IDENTIFI- CATION NO.	(3) MANUFACTURER'S PART NO.	(4) ORDNANCE PART NO.	(5) DESCRIPTION	(6) UNIT OF ISSUE	(7) QUAN- TITY IN- CORP. IN UNIT	(8) ORGANIZATIONAL ALLOWANCES				(9) REFERENCE SYMBOLS
							NO. OF MAJOR ITEMS PER				
							CO, BTRY OR TRP		BN		
							1-15 (a)	16-35 (b)	36-85 (c)	86-186 (d)	
ORGANIZATIONAL SPARE PARTS FOR TRUCK—Continued											
GROUP 22—MISCELLANEOUS ACCES- SORIES—Continued											
2210—Vehicular Data Plates											
G503-7697856		WO-A1330 FM-GPW1101-621A	7697856	PLATE, caution (road speed and cooling system drain). (MB)	ea	1	%	%	%	%	X
G503-7040940			7040940	PLATE, instruction, arc welder.	ea	1	%	%	%	%	X
G503-7540463		KHW-25696 WO-A5472 FM-GPW1045	7540463	PLATE, instruction, combat wheels.	ea	1	%	%	%	%	X
G503-7040936			7040936	PLATE, instruction, governor control.	ea	1	%	%	%	%	X
G503-7743811		WO-A1331 FM-GPW1101627A1	7743811	PLATE, shifting, instruction (gear shift) (transmission and transfer) (MB and GPW)	ea	1	%	%	%	%	X
G503-7768200		WO-A17344	7768200	PLATE, name, vehicle (MB).	ea	1	%	%	%	%	X
G503-7768201		FM-GPW110629A1 FM-GPW110629A2 FM-GPW110629A3 FM-GPW110629A4	7768201	PLATE, vehicle name (GPW).	ea	1	%	%	%	%	X
G503-7732278			7732278	PLATE, vehicle shipping data (GPW).	ea	1	%	%	%	%	X
G503-7732279			7732279	PLATE, vehicle shipping data (MB).	ea	1	%	%	%	%	X

(1)	(2)	(3)	(4)	(5)			(6)	(7)
STOCK NO.	ORDNANCE PART NO.	DESCRIPTION	UNIT OF ISSUE	ORGANIZATIONAL ALLOWANCES			REFERENCE SYMBOLS	FIG. NO.
				TOOL SET, 2nd Ech, Set A Special, Basic	TOOL SET, 2nd Ech, Set B Special, Basic	TOOL SET, 2nd Ech, Set B Special		
				(a)	(b)	(c)		
		ORGANIZATIONAL TOOLS AND EQUIPMENT FOR TRUCK						
		TOOL SET, 2nd Ech, Set A, Special, Basic.	set	6	NX
		TOOL SET, 2nd Ech, Set B, Special, Basic.	set	6	NX
		TOOL SET, 2nd Ech, Set B, Special.	set	6	NX
		Any item listed hereunder may be requisitioned separately under its own Federal stock number.						
41-A-18-251	41-A-18-251	ADAPTER, puller, steering wheel.	ea	1	J-6 NX	3
41-C-2554-400	41-C-2554-400	COMPRESSOR, shock absorber rubber grommet.	ea	1	J-6 NX	3
41-P-2951-850	41-P-2951-850	PULLER, steering ballcrank shaft.	ea	1	J-6 NX
41-R-2374-750	41-R-2374-750	REMOVER and REPLACER, brg cup (spindle pin), thd 3/4 in-16NF-2 female.	ea	1	J-6 NX
41-R-2374-845	41-R-2374-845	REMOVER and REPLACER, brg cup (wheel), thd 1 1/4-12NF-2 female.	ea	1	J-6 NX
41-S-1047-300	41-S-1047-300	SCREW, remover and replacer (brg cup), thd 3/4 in-16NF-2, lgh in.	ea	1	J-6 NX
41-S-1047-330	41-S-1047-330	SCREW, remover and replacer (brg sleeve), thd 1 1/4-12NF-2, lgh 9 in.	ea	1	J-6 NX	3
41-W-3825-200	41-W-3825-200	WRENCH, wheel bearing nut, sgle-end, tubular, hex, size of opng 2 1/8 in, lgh 3.56 in.	ea	2	2	J-6 NX	3

For explanation of footnotes, see NOTES, page 96.

(1)	(2)	(3)	(4)	(5)	(6)	(7)	(8)
STOCK NO.	FEDERAL ITEM IDENTIFICATION NO.	ORDNANCE PART NO.	DESCRIPTION	UNIT OF ISSUE	ORGANIZATIONAL ALLOWANCES	REFERENCE SYMBOLS	FIG. NO.
					PER MAJOR ITEM		
			MISCELLANEOUS MATERIAL				
			The items under the subheadings below are NOT issued with the major item, but issued as organizational equipment and installed by the using troops.				
			Tools and Equipment for Truck				
41-A-1277	41-A-1277	AXE, hdl, chopping, sgle bit, std grade, wt, 4 lb ⁹ .	ea	1	J-17 NX
H014-0540013	540013	CHAIN, pneumatic tire, truck, sgle (type TS) 600-16 ¹⁰ .	pr	2	H-14 NX
		7729648	KIT, winterization, artic.	ea	7	G-249 NX
			Consisting of:				
		7720468	1 KIT, closure, hard top.			G-249 NX
G249-5701207	5701207	1 KIT, enclosure, soft top.			G-249 NX
		7726633	1 KIT, heater, personnel.			G-249 NX
			Consisting of:				
		7720530	1 COVER, radiator, assy.			G-249 NX
		7720529	1 DEFROSTER, assy.			G-249 NX
		7729643	1 HEATER, personnel, assy.			G-249 NX
		7720581	1 PRIMER, assy.			G-249 NX
			1 KIT, heater, power plant.			G-249 NX
			Consisting of:				
		7720527	1 COVER, hood.			G-249 NX
		7729645	1 HEATER, btry box, assy.			G-249 NX
		7729646	1 HEATER, power plant, assy.			G-249 NX
		7729644	1 RECEPTACLE, slave, assy.	ea	1	J-17 NX
41-S-3170	41-S-3170	SHOVEL, general purpose, "D" hdl, plain back, strap pattern, rd-pt ⁹ .				
			Armament For Truck				
			For organizational maintenance allowances see the ORD 7 portion of the SNL indicated in parentheses.				
A001-7142393	714-2393	7142393	GUN, machine, cal..30, Browning, M1919A4, flex (SNL A-6) ⁹ .	ea	1	A-1 NX
			or				
A001-7265636	726-5636	7265636	GUN, machine, cal..50, Browning, M2 heavy barrel, flex (SNL A-39) ⁹ .	ea	1	A-1 NX
			or				
A001-7265703	726-5703	7265703	RIFLE, automatic, cal..30, Browning, M1918A2 (A4) ⁹ .	ea	1	A-1 NX
A055-7069767	706-9767	7069767	MOUNT, truck, pedestal, M31C (SNL A-55, Sec 18) ⁹ .	ea	1	A-1 NX
			or				
A055-6906266	690-6266	6906266	MOUNT, machine gun, cal..30, M48 (SNL A-55, Sec 32) ⁹ .	ea	1	A-1 NX

For explanation of footnotes, see NOTES, page 96.

(1)	(2)	(3)	(4)	(5)	(6)	(7)	(8)
STOCK NO.	FEDERAL ITEM IDENTIFICATION NO.	ORDNANCE PART NO.	DESCRIPTION	UNIT OF ISSUE	ORGANIZATIONAL ALLOWANCES PER MAJOR ITEM	REFERENCE SYMBOLS	FIG. NO.
			MISCELLANEOUS MATERIAL—Continued				
			Armament for Truck—Continued				
			The Armament listed hereunder is not issued with the vehicle but issued as individual Armament as per T/O&E and installed by the using troops. For Organizational Maintenance Allowances see ORD 7 portion of the SNL indicated in parentheses.				
B001-7265698	726-5698	7265698	RIFLE, US cal..30, M1 (SNL B-21) ⁹	ea	1	B-1 NX
			Equipment Issued By Other Technical Services				
42-D-1280	DRUM, inflammable liquid gasoline, S, w/carrying hdl, cap 5 gal ⁹ .	ea	1	QMC NX
9-221-200	KIT, first aid, motor vehicle, 12 unit ⁹	ea	1	MED X	
			Articles for Instructional Purposes				
			The following item WILL NOT BE TAKEN into the field upon permanent change of station, or into an oversea command. Units will turn in all equipment to the commanding officer of the station from which they depart. The receiving officer will make a report to the army commander without delay, showing number, type, and condition of items received.				
			GRAPHIC TRAINING AID 9-25 (Preventive Maintenance, Automotive) ⁸ .	ea	AG NX

For explanation of footnotes, see NOTES, page 96.

(1)	(2)	(3)	(4)	(5)	(6)
STOCK NO.	ORDNANCE PART NO.	DESCRIPTION	UNIT OF ISSUE	ORGANIZATIONAL ALLOWANCES PER MAJOR ITEM	REFERENCE SYMBOLS
		Applicable Cleaning and Preserving Materials			
		The following items are extracted from ORD 3 SNL K-1, unless otherwise indicated in column 6, and are requisitioned as required. For usage, see TM 9-850 and TM 9-2851.			
		ALCOHOL, denatured,			
51-A-1932	51-A-1932	1 gal.....	ea		K-1 X
51-A-1938	51-A-1938	5 gal.....	ea		K-1 X
		BRUSH, acid, flat, bristle, bristles $\frac{3}{8}$ x $\frac{3}{4}$ in, lgh overall $5\frac{3}{4}$ in.	ea		ENG X
		BRUSH, chassis and running gear, fiber brush part 5 x $6\frac{1}{2}$ in, lgh overall $21\frac{3}{4}$ in.	ea		ENG X
		BRUSH, cleaning, bristle hatchet type, brush part $\frac{5}{8}$ x $3\frac{3}{8}$ in, lgh overall 20 in.	ea		ENG X
		BRUSH, cleaning, bristle, rd, $1\frac{1}{2}$ in diam.....	ea		ENG X
		BRUSH, paint, flat, metal bound, med grade, 3 x $3\frac{1}{4}$ in.....	ea		ENG NX
		CARBON TETRACHLORIDE			
51-C-768	51-C-768	1 lb.....	ea		K-1 X
51-C-772	51-C-772	1 qt.....	ea		K-1 X
51-C-775	51-C-775	1 gal.....	ea		K-1 X
		CEMENT, rubber, natural, non-vulcanizing,			
52-C-1450	52-C-1450	2 oz tube.....	ea		K-1 X
52-C-1452	52-C-1452	1 pt tube.....	ea		K-1 X
52-C-1454	52-C-1454	1 qt can.....	ea		K-1 X
42-C-20363-50	42-C-20363-50	CLOTH, abrasive, al-oxide, sheet 9 x 11 in, grade 3/0-120, 50 sheet sleeve.	pkg		K-1 X
		CLOTH, wiping, cotton,			
27-C-2684-880	27-C-2684-880	5 lb bag.....	ea		K-1 X
27-C-2690	27-C-2690	100 lb bale.....	ea		K-1 X
		COMPOUND, antifreeze (ethylene glycol type),			
51-C-1554-15	51-C-1554-15	1 gal (zone of interior issue only).....	ea		K-1 X
51-C-1554-20	51-C-1554-20	1 gal export packed (for export shipment only).....	ea		K-1 X
51-C-1554-35	51-C-1554-35	55 gal (for issue to depots, arsenals, motor pools, etc)....	ea		K-1 X
51-C-1568-500	51-C-1568-500	COMPOUND, cleaning, pkg containing 1 lb of cleaner and 4 oz of neutralizer.	ea		K-1 X
51-C-1588-775	51-C-1588-775	COMPOUND, inhibitor, corrosion, 5 oz (for water and ethylene glycol) (5 oz inhibits 4 gal water or water-ethylene glycol solution used for second season. Not required for new ethylene glycol-water solution).	ea		K-1 X
		COMPOUND, insulation, ignition,			
52-C-3099	52-C-3099	2 oz bottle.....	ea		K-1 X
52-C-3099-5	52-C-3099-5	1 qt.....	ea		K-1 X
52-C-3099-20	52-C-3099-20	5 gal (for base shops, depots, arsenals, etc only).....	ea		K-1 X
52-C-3099-55	52-C-3099-55	55 gal (for base shops, depots, arsenals, etc only).....	ea		K-1 X
51-C-1661	51-C-1661	COMPOUND, water repellent w/cotton applicator and gauze pad $\frac{1}{2}$ cc glass vial (for use only on vehicle windshields, etc in landing operations).	ea		K-1 X
		ENAMEL, rust inhibiting, od.....	ea		ENG X
		ENAMEL, synthetic, gloss.....	ea		ENG X
		ENAMEL, synthetic, lustreless.....	ea		ENG X
51-F-360-725	51-F-360-725	FLUID, hydraulic, brake, 1 gal.....	ea		K-1 X
51-F-363-15	51-F-363-15	FLUID, shock absorber, hv, 1 gal (For Houde shock absorbers).	ea		K-1 X

(1)	(2)	(3)	(4)	(5)	(6)
STOCK NO.	ORDNANCE PART NO.	DESCRIPTION	UNIT OF ISSUE	ORGANIZATIONAL ALLOWANCES PER MAJOR ITEM	REFERENCE SYMBOLS
		Applicable Cleaning and Preserving Materials —Continued			
		GREASE, lubr, general purpose,			
		No 0 (chassis grease No 0).....	ea	QMC X
		No 1 (chassis grease No 1).....	ea	QMC X
		No 2 (wheel bearing grease No 2).....	ea	QMC X
		LUBRICANT, chain, exposed gear and wire rope,			
		5 lb, grade A (for use in cold weather).....	ea	QMC X
		5 lb, grade B (for use in warm weather).....	ea	QMC X
		5 lb, grade C (for use in hot weather).....	ea	QMC X
		LUBRICANT, gear, universal,			
		Grade 75 (GO 75).....	ea	QMC X
		Grade 90 (GO 90).....	ea	QMC X
		OIL, lubr, engine,			
		SAE 10 (OE 10).....	ea	QMC X
		SAE 30 (OE 30).....	ea	QMC X
		SAE 50 (OE 50).....	ea	QMC X
		OIL, lubr, lt,			
14-0-1339	14-0-1339	1 qt.....	ea	K-1 X
14-0-1339-15	14-0-1339-15	1 gal.....	ea	K-1 X
		OIL, lubr, preservative, sp,			
14-0-2833-992	14-0-2833-992	2 oz (oblong screw top can).....	ea	K-1 X
14-0-2833-994	14-0-2833-994	4 oz (oblong can w/spout).....	ea	K-1 X
14-0-2834-10	14-0-2834-10	1 qt.....	ea	K-1 X
		PAINT, gasoline soluble, lustreless.....	ea	ENG X
		SPONGE, cellulose, coarse pore, rect,			
41-S-4037	41-S-4037	Size 6 (med), 1 ³ / ₈ x 3 ¹ / ₄ x 5 in.....	ea	K-1 X
41-S-4039	41-S-4039	Size 10 (large), 2 ¹ / ₄ x 4 ³ / ₈ x 6 ¹ / ₄ in.....	ea	K-1 X
		THINNER, enamel, synthetic.....	ea	ENG X
		THINNER, paint, volatile mineral spirits (can be used in lieu of SOLVENT, dry cleaning).	ea	ENG X


NOTES

Explanation of Symbols

- J-17 SNL symbols such as J-17, H-1, K-1, etc, refer to the SNL in which the item is reviewed.
- NX Items marked NX are nonexpendable.
- X Items marked X are expendable.
- ‡ As required.
- % The percent symbol (%) indicates additional items not carried by this category of maintenance, but which may be requisitioned when needed for replacement.
- %% The double percent symbol (%%) indicates items which may be requisitioned and installed by this category of maintenance, when approved by the supporting ordnance officer.
- † Available for issue until stock is exhausted. The requisitioning agency will take necessary action to issue the *superseding* or *preferred* item. The supplying agency will take necessary action to issue the superseded item until stock is exhausted.
- AG The Adjutant General
- ENG Corps of Engineers
- MED Army Medical Service
- QMC Quartermaster Corps.


Footnotes

- ¹One SET 5701321 is authorized per major item.
- ²One per major item to accompany matériel. Additional copies, when required, to be requisitioned from The Adjutant General.
- ³Authorized only under the following conditions: When operated as a patrol car for fire and security protections; when continually operated in areas where fire protection is not available; when operated in areas where ammunition or other hazardous materials are stored; or when commanding officer deems it necessary to protect valuable experimental equipment mounted on or being transported in the vehicle.
- ⁴Also available separately; see subgroup indicated.
- ⁵Also available separately until stock is exhausted; see subgroup indicated.
- ⁶Allowances authorized in applicable T/A and T/O&E. Not to be requisitioned as a set. Requisition items under individual stock numbers.
- ⁷To be issued on basis of oversea commanders' requisitions.
- ⁸One per organization; to schools and training centers as required. See SR 310-20-3.
- ⁹Allowances authorized in applicable T/A or T/O&E.
- ¹⁰Issued on the basis of oversea commanders' requisitions (see SB 9-99).



RA PD 342253

Figure 1. Truck, 1/4-Ton, 4 x 4, Command Reconnaissance—Right Front View.



RA PD 347002

Figure 2. Truck, 1/4-Ton, 4 x 4, Command Reconnaissance—Left Front View.




Figure 3. Tools and Equipment For Truck, 1/4-Ton, 4 x 4, Command Reconnaissance.

RESTRICTED

M5-013

DEPARTMENT OF THE ARMY
SUPPLY CATALOG

ORD 7 SNL G-503

GROUP G

ORGANIZATIONAL MAINTENANCE ALLOWANCES

FOR

TRUCK, 1/4-TON, 4 X 4,
COMMAND RECONNAISSANCE
(FORD, MODEL GPW; WILLYS, MODEL MB)

Supersedes ORD 7 SNL G-503, 13 October 1949, including C 1, 21 February 1950, C 2, 14 April 1950, and C 3, 26 October 1950

Ref; TM 9-803

THIS CATALOG IS CORRECT TO 28 MAY 1951

DEPARTMENT OF THE ARMY

JUNE 1951

RESTRICTED

DEPARTMENT OF THE ARMY
WASHINGTON 25, D.C., 28 June 1951

Department of the Army Supply Catalog ORD 7 SNL G-503 is published for the information and guidance of all concerned.

[AG 461 (14 Jun 51)]

BY ORDER OF THE SECRETARY OF THE ARMY:

OFFICIAL:

WM. E. BERGIN
Major General, USA
Acting The Adjutant General

J. LAWTON COLLINS
Chief of Staff, United States Army

DISTRIBUTION:

Tech Svc (1); Arm & Svc Bd (2); AFF (2); AA Comd (2); OS Maj Comd (10); Base Comd (2); MDW (3); Log Comd (5); A (20); CHQ (2); D (2); B 5 (1); R 2, 5, 7 (1), 9 (2); Bn 2, 3, 5-8 (1), 9 (2), 10, 11, 17, 19, 44, 55 (1); C 2-8 (1), 9 (2), 10, 11, 17, 19, 44, 55 (1); FC (2); Sch (5) except 9 (50); Gen Dep (2); Dep 9 (10); PE (Ord 0) (5), OSD (2); PG 9 (10); Ars 9 (10); Dist 9 (10); SPECIAL DISTRIBUTION.

For explanation of distribution formula, see SR 310-90-1.

CONTENTS

	<i>Page</i>
INTRODUCTION.....	2
SET, ON VEHICLE MATERIAL.....	5
SPARE PARTS FOR TRUCK.....	5
TOOLS AND EQUIPMENT FOR TRUCK.....	5
EQUIPMENT ISSUED BY OTHER TECHNICAL SERVICES.....	5
ORGANIZATIONAL SPARE PARTS FOR TRUCK:	
GROUP 01—ENGINE.....	6
GROUP 02—CLUTCH.....	19
GROUP 03—FUEL SYSTEM.....	21
GROUP 04—EXHAUST SYSTEM.....	27
GROUP 05—COOLING SYSTEM.....	30
GROUP 06—ELECTRICAL SYSTEM.....	32
GROUP 07—TRANSMISSION.....	51
GROUP 08—TRANSFER.....	51
GROUP 09—PROPELLER SHAFT.....	53
GROUP 10—FRONT AXLE.....	54
GROUP 11—REAR AXLE.....	56
GROUP 12—BRAKES.....	57
GROUP 13—WHEELS, HUBS, AND DRUMS.....	66
GROUP 14—CONTROLS.....	68
GROUP 15—FRAME AND BRACKETS.....	73
GROUP 16—SPRINGS AND SHOCK ABSORBERS.....	73
GROUP 17—HOOD, FENDERS AND SPLASH SHIELDS.....	77
GROUP 18—BODY.....	79
GROUP 20—CAPSTAN.....	83
GROUP 22—MISCELLANEOUS ACCESSORIES.....	84
ORGANIZATIONAL TOOLS AND EQUIPMENT FOR TRUCK.....	91
MISCELLANEOUS MATERIAL.....	92
TOOLS AND EQUIPMENT FOR TRUCK.....	92
ARMAMENT FOR TRUCK.....	92
EQUIPMENT ISSUED BY OTHER TECHNICAL SERVICES.....	93
ARTICLES FOR INSTRUCTIONAL PURPOSES.....	93
APPLICABLE CLEANING AND PRESERVING MATERIALS.....	94
NOTES.....	96

MAJOR ITEM

The Truck, $\frac{1}{4}$ -ton, 4 x 4, command reconnaissance (Ford, Model GPW; Willys, Model MB) is stored, issued, and reviewed under ORD 3 SNL G-1. This major item is nonexpendable.

INTRODUCTION

1. GENERAL. *a.* This is a list of spare parts and equipment issued to the *using* arm or service for operation of the matériel and for performing organizational maintenance. It supplements tables of organization and equipment, tables of basic allowances, and tables of allowances.

b. The Federal Item Identification Number column lists those numbers approved by the Munitions Board Cataloging Agency. These numbers should not be confused with Federal Standard Stock catalog numbers which are utilized by the Ordnance Corps for tools, lubricants, etc.

c. An explanation of symbols used throughout this catalog is included under NOTES.

d. Ordnance installations will find classification codes in ORD 5-2, Alphabetical Index to Stock List of All Items, for Federal stock numbers listed herein.

e. Additional applications of items listed in this publication, if any, are contained in the Department of the Army Supply Catalog ORD 5-5 series.

f. For prices of items contained herein, see the appropriate catalog of the ORD 5-3 series.

g. For full information relative to the Ordnance Section of the Department of the Army Supply Catalog, including its purposes and uses, the procedure followed, and the principles employed in its compilation, see ORD 1.

2. REQUISITION NOTE. *a.* If the exact item requisitioned is not furnished or other action is necessary, the action taken by the supplying agency will be indicated on prescribed forms by standard symbols explaining the exact nature of the action.

b. When requisitioning an item containing the note "Issue until stock is exhausted, then use," the requisitioning agency will requisition the item being exhausted and not the superseding item, whether the supersession is to an individual item or to a kit, set, or assembly. All requisitions received by supplying agencies will be processed accordingly.

c. Requisitions for replacement of items which are the responsibility of technical services other than the Ordnance Corps will be submitted to that technical service indicated in the reference symbol column.

3. UNIT OF ISSUE. The Unit of Issue column lists the unit of issue used for each item. This may be in the form of an actual unit of issue, such as "oz," "lb," etc, or merely by the use of "each" designated by "ea."

4. QUANTITY INCORPORATED IN UNIT. The Quantity Incorporated in Unit column lists quantities for the following: *a.* For vehicle spare parts which are not indented, the quantity indicates the number of those parts required for the particular use indicated by the subgroup title only. These quantities do *not* indicate the total quantities of the parts required for the major item since the part may be used in more than one subgroup.

b. For vehicle spare parts which are indented (attaching parts), the quantity indicates the number of those parts required for attaching the item under which the attaching part is listed. These quantities do *not* indicate the total quantities of the attaching parts required for the major item or subgroup since the attaching parts may be used in more than one subgroup and may also be used more than once within a subgroup.

5. PLAN FOR MAINTENANCE. *a.* Maintenance operations to be performed are indicated by the spare parts herein authorized for initial issue or by a symbol signifying authority to requisition them for organizational maintenance.

b. Where the same part is common to two or more vehicles assigned to the same unit, the part should be issued on the basis of the total number of vehicles to which the part applies.

6. MAJOR ITEM DESIGNATION. The major item covered by this catalog is designated as a general purpose vehicle, as defined in SR 700-110-1.

7. COMPONENTS OF KITS, SETS, AND ASSEMBLIES. Whenever any doubt might exist as to what items are included as components of kits, sets, or assemblies, an explanatory note or complete listing of such components is shown.

8. ATTACHING PARTS. Attaching parts, such as bolts, nuts, screws, washers, etc, are indented immediately under the item which they attach. Whenever similar items having the same attaching parts, such as front and rear oil seal retainers, are listed, they are placed one immediately following the other and the attaching parts for both are covered by a single listing under the second item.

9. DEFINITION OF LOCATIONAL TERMS. All like parts pertinent to the vehicle which are not interchangeable are designated *left* or *right* with respect to the vehicle when it is viewed from the rear facing forward. The front of the vehicle is the direction faced by the driver. All engine parts, *left* or *right*, *front* or *rear*, are designated from a position at the rear of the engine facing forward. The flywheel end is the rear of the engine.

10. DESCRIPTION. All items are listed with their complete nomenclature, with the exception noted in *a* below. *a.* Items appearing within a subgroup that lists components of and items related to only 1 assembly or subassembly automatically assume as part of their official nomenclature the title of the pertinent subgroup. (Example—"GASKET, sediment bowl," is an entry in subgroup 0302. The complete nomenclature of the item is "GASKET, fuel pump sediment bowl," "Fuel Pump" being the subgroup title.) Exceptions to this rule are those items which have SNL type reference symbols other than "G," or items which have dimensional nomenclature, or items in which the noun is identical to the subgroup heading.

b. Items appearing within a subgroup that lists *more than one* assembly or *more than one* group of related items, are listed with their complete nomenclature (Example—"SWITCH, ignition, assembly" is an entry in subgroup 0607. The complete nomenclature of the item is as shown, while the title of the subgroup is "Instrument Panel Gages, Switches, and Circuit Breakers.")

11. ABBREVIATIONS. The following abbreviations appear in this catalog:

adj.....	adjustable, adjusting	hv-duty.....	heavy duty
alloy-S.....	alloy steel	ID.....	inside diameter
al-oxide.....	aluminum oxide	in.....	inch (es)
amp.....	ampere	incand.....	incandescent
assy.....	assembly	jt.....	joint
AWG.....	American Wire Gage	lb.....	pound (s)
bbl.....	barrel	lg.....	long
bn.....	battalion	lgh.....	length
br.....	brass	LH.....	left hand
brg.....	bearing	lt.....	light
btry.....	battery	lubr.....	lubrication
cal.....	caliber	mach.....	machine
cand-bay-base.....	candelabra bayonet base	med.....	medium
cap.....	capacity	mfd.....	microfarad
cd.....	cadmium	mfr's.....	manufacturer's
comp.....	complete	min.....	miniature
cop.....	copper	min-bay-base.....	miniature bayonet base
cp.....	candlepower	mm.....	millimeter
dbl-tun-fil.....	double tungsten filament	mmfd.....	micromicrofarad
dc.....	direct current	MWO.....	Modification Work Order
deg.....	degree	N.....	National Thread Form
diam.....	diameter	NC.....	National Coarse Thread
elec.....	electric, electrical	neg.....	negative
ext-teeth.....	external teeth (lock washer)	NF.....	National Fine Thread
fil.....	filament	NPT.....	National Taper Pipe Thread
fil-hd.....	fillister head	NS.....	National Form Thread, Special Pitch
flex.....	flexible	od.....	olive drab
ft.....	foot	OD.....	outside diameter
gal.....	gallon	opng.....	opening (s)
hex.....	hexagonal	oz.....	ounce (s)
hex hd.....	hexagon head	phos-ctd.....	phosphate coated
hdl.....	handle	pkg.....	package
hr.....	hour	pos.....	positive
hv.....	heavy	pr.....	pair

pt. pint
 pt. point
 qt. quart
 rd. round
 rd-end. round end
 rd-pt. round point
 rect. rectangular
 RH. right hand
 rtc. ratchet
 S. steel
 SAE. Society of Automotive Engineers
 sgle. single
 sgle-hd. single head
 sgle-tun-fil. single tungsten filament
 s-fin. semifinished

sp. special
 sq. square
 sq-hd. square head
 SR. Special Regulations
 stght. straight
 thd. thread, threaded
 thk. thick
 tnd. tinned
 trp. troop
 v. volt
 w/. with
 w/o. without
 yd. yard
 zn-pltd. zinc plated

12. MANUFACTURERS' SYMBOLS. The following is a list of symbols preceding the part number for manufacturers appearing in this catalog:

<i>Symbol</i>	<i>Manufacturer</i>
AC	A C Spark Plug Div (GMC)
AL	Electric Auto-Lite Co (The)
BX	Bendix Products Div
CA	Columbus Auto Parts Co
CB	The Electric Auto Lite Co, Lamp Div
CNC	Cinch Mfg Corp
DM	Douglas Mfg Co
DTC	Tobe Deutschmann Corp
FM	Ford Motor Co
FR	Fram Corp
HH	Houdaille Hershey Corp
HLH	Holland Hitch Co
HP	Harris Products Co
HR	Harrison Radiator Div
KHW	Kelsey Hayes Wheel Co
KS	Kings-Seely Corp

<i>Symbol</i>	<i>Manufacturer</i>
LK	Link-Belt Co
LO	Wagner Electric Co
MAE	Monroe Auto Equipment Co
MW	Motor Wheel Corp
PU	Purolator Products, Inc
RG	Ross Gear & Tool Co
RMC	Rich Mfg Corp
SP	Dana Corp
SPW	Sparks-Withington Co
TP	Thompson Products, Inc
TRI	Trico Products Corp
TRU	American Chain & Cable Co
WEB	Warner-Electric Brake Mfg Co
WG	Warner Gear Div
WO	Willys-Overland Motors, Inc

13. SUGGESTIONS. Notice of discrepancies or suggested changes should be directed to the Chief of Ordnance, Washington 25, D.C., ATTENTION: ORDFM-Pub.

(1)	(2)	(3)	(4)	(5)	(6)	(7)
STOCK NO.	MANUFACTURER'S PART NO.	ORDNANCE PART NO.	DESCRIPTION	UNIT OF ISSUE	ORGANIZATIONAL ALLOWANCES PER SET ON VEHICLE MATERIAL 5701321	REFERENCE SYMBOLS
			SET, ON VEHICLE MATERIAL			
			The set listed hereunder is issued initially with the major item.			
G503-5701321	5701321	SET, on vehicle material ¹	set	NX
			A complete list of components of this set are listed under the subheadings below. These components may be requisitioned separately, for replacement purposes, under their individual stock number.			
			SPARE PARTS FOR TRUCK			
G503-7387807	KHW-33702 WO-801762	7387807	RIM, w/DISK (16 x 4.50 E, safety type).	ea	1	X
H014-0511250	511250	TIRE, pneumatic, truck and bus, 6-ply, mud and snow tread, 6.00-16 (new).	ea	1	H-14 X
H014-0519246	519246	TUBE, pneumatic tire, truck and bus, 6.00-16 (new).	ea	1	H-14 X
			TOOLS AND EQUIPMENT FOR TRUCK			
41-B-15	41-B-15	BAG, tool, empty	ea	1	J-17 NX
			CATALOG, ORD 7 SNL G-503, Organizational Maintenance Allowances ² .	ea	1	AG X
			FORM (ENVELOPE), WDAGO No. 478 MWO and major unit assy replacement record and organizational equipment file ² .	ea	1	AG NX
41-J-66	41-J-66	JACK, automobile, screw type, cap 1½ ton.	ea	1	J-17 NX
			MANUAL, technical, 9-803 ²	ea	1	AG X
			ORDER, lubr, 9-803 ²	ea	1	AG X
41-P-1652	41-P-1652	PLIERS, comb, slip jt, w/cutter, nominal size 8 in.	ea	1	J-17 NX
41-S-1076	41-S-1076	SCREWDRIVER, common, hv-duty, integral hdl, lgh of blade 6 in., width of blade ⅜ in., lgh overall 11¼ in.	ea	1	J-17 NX
41-W-487	41-W-487	WRENCH, adj, sgle open end, jaw opng 1⅝ in., lgh 10 in.	ea	1	J-17 NX
41-W-1962-50	41-W-1962-50	WRENCH, plug, stght, bar, sq, size of plug ⅜ in., lgh overall 2½ in. (drain and filler plugs).	ea	1	J-17 NX
41-W-3837-25	41-W-3837-25	WRENCH, wheel stud nut, sgle-hd off-socket, hex, size of opng ¾ in., lgh 9¼ in.	ea	1	J-17 NX
			EQUIPMENT ISSUED BY OTHER TECHNICAL SERVICES			
58-1603.010-700	BRACKET, fire extinguisher, carbon tetrachloride, 1 qt (wall type).	ea	1	ENG X
58-4276.300-005	EXTINGUISHER, fire, carbon tetrachloride, hand, 1 qt, w/o brackets ³ .	ea	1	ENG NX

For explanation of footnotes, see NOTES, page 96.

(1) STOCK NO.	(2) FEDERAL ITEM IDENTIFICATION NO.	(3) MANUFACTURER'S PART NO.	(4) ORDNANCE PART NO.	(5) DESCRIPTION	(6) UNIT OF ISSUE	(7) QUANTITY IN-CORP. IN UNIT	(8) ORGANIZATIONAL ALLOWANCES				(9) REFERENCE SYMBOLS
							NO. OF MAJOR ITEMS PER				
							CO, BTRY OR TRP		BN		
							1-15 (a)	16-35 (b)	36-85 (c)	86-188 (d)	
ORGANIZATIONAL SPARE PARTS FOR TRUCK											
GROUP 01—ENGINE											
0100—Engine Assembly											
G503-7371132		WO-A146 FM-GPW6043	7371132	BRACKET, mounting, rear, assy.....	ea	1			%	%	X
H001-5454481	018-0118		810118	BOLT, mach, 3/8-16NC-3 x 5/8.....	ea	3			%	%	H-1 X
H001-5454521			180120	SCREW, cap, 3/8-16NC-3 x 3/4.....	ea	1			%	%	H-1 X
H001-7025741			120382	WASHER, lock, 3/8 in.....	ea	4			%	%	H-1 X
G503-7371133		TRU-SA2840-1 WO-A5125 FM-GPW6044	7371133	CABLE, stay (mounting), assy.....	ea	1	%	%	%	%	X
H001-4027541			225831	NUT, hex, 3/8-24NF-2.....	ea	2	%	%	%	%	H-1 X
H001-4057591			107823	NUT, jam, 3/8-24NF.....	ea	1	%	%	%	%	H-1 X
H001-7043741			120394	WASHER, plain, 3/8 in.....	ea	3	%	%	%	%	H-1 X
G503-7371224		WO-A6156 FM-GPW6040B	7371224	CUSHION, support rear (mounting).....	ea	1			%	%	X
H001-4027541			225831	NUT, hex, 3/8-24NF-2.....	ea	2			%	%	H-1 X
H001-7025741			120382	WASHER, lock, 3/8 in.....	ea	2			%	%	H-1 X
G503-7347336		WO-A1388	7347336	ENGINE, w/ACCESSORIES, assy (chain drive) (issue until stock is exhausted, then use ENGINE 7369924).	ea					†	X
G503-7371086		WO-A5497 FM-GPW6005	7371086	ENGINE, w/ACCESSORIES, assy (chain drive) (issue until stock is exhausted, then use ENGINE 7369924).	ea					†	X
G503-7717241		WO-646865	7717241	ENGINE, w/ACCESSORIES, assy (gear drive) (issue until stock is exhausted, then use ENGINE 7369924).	ea					†	X
G503-7743777		WO-647845	7743777	ENGINE, w/ACCESSORIES, assy (gear drive) (issue until stock is exhausted, then use ENGINE 7369924).	ea					†	X
G503-7369924		WO-804050 WO-A9490	7369924	ENGINE, w/ACCESSORIES, assy (gear drive). Incl. des: 1 BELT, fan and generator	ea	1			%	%	X

	WO-A7844	1 CABLE SET, ignition							
	WO-647843	1 CARBURETOR							
	WO-A1126	1 COCK, drain, cylinder							
	WO-649712	1 COIL, ignition							
	WO-642918	1 DISK, clutch, w/FACINGS							
	WO-9075	1 DISTRIBUTOR							
	WO-A447	1 FAN, cooling							
	WO-A1229	1 FILTER, oil							
	WO-A7503	1 FLYWHEEL							
	WO-A5992	1 GENERATOR							
	WO-A439	1 HOUSING, clutch							
	WO-A1192	1 HOUSING, thermostat							
	WO-A1325	1 LINE, flexible, fuel pump to gas line							
	WO-A1369	1 LINE, fuel pump to carburetor							
	WO-A1197	1 LINE, oil filter inlet							
	WO-A1198	1 LINE, oil filter outlet							
	WO-A1165	1 MANIFOLD, intake and exhaust							
	WO-801148	1 PIPE, oil filler							
	WO-642622	1 P L A T E , pressure, clutch, w/COVER							
	WO-638647	4 PLUG, spark, w/GASKET							
	WO-645623	1 PULLEY, fan and generator drive							
	WO-635623	1 PULLEY, fan and water pump							
	WO-A1639	1 PULLEY, generator							
	WO-A15756	1 PUMP, fuel							
	WO-649844	1 PUMP, water							
	WO-A1124	1 SHIELD, fan pulley							
	WO-A1245	1 STARTER							
	WO-637646	1 THERMOSTAT							
G503-7371418	WO-A1537 FM-GPW18387	7371418	GASKET SET, valve grind (Used w/EN- GINES, WO-A1388 and WO-A5497) (issue until stock is exhausted, then use GASKET SET 7371419).	ea				†	X
G503-7371419	WO-A17402 FM-GPW18387B	7371419	GASKET SET, valve grind (Used w/EN- GINES WO-A1388 and WO-A5497) Composed of:	ea	%	%	1	1	X
	WO-A8558 FM-GPW6051B	1 GASKET, cylinder head (sub- group 0101) ⁴							
	WO-634814 FM-GPW9450	1 GASKET, exhaust pipe flange (subgroup 0401) ⁴							
	WO-638640 FM-GPW9448	1 GASKET, intake and exhaust manifold (subgroup 0108) ⁵							
	WO-634811 FM-GPW9435	1 GASKET, intake manifold to exhaust manifold (subgroup 0108) ⁵							

(1) STOCK NO.	(2) FEDERAL ITEM IDENTIFI- CATION NO.	(3) MANUFACTURER'S PART NO.	(4) ORDNANCE PART NO.	(5) DESCRIPTION	(6) UNIT OF ISSUE	(7) QUAN- TITY IN- CORP. IN UNIT	(8) ORGANIZATIONAL ALLOWANCES				(9) REFERENCE SYMBOLS
							NO. OF MAJOR ITEMS PER				
							CO, BTRY OR TRP		BN		
							1-15 (a)	16-35 (b)	36-85 (c)	86-186 (d)	
				ORGANIZATIONAL SPARE PARTS FOR TRUCK—Continued							
				GROUP 01—ENGINE—Continued							
				0100—Engine Assembly—Continued							
G503-7371419		WO-A17402 FM-GPW18387B	7371419	GASKET SET, valve grind—Continued							
		WO-637863 FM-GPW01A12410	150189	4 GASKET, spark plug (subgroup 0605) ⁴							
		WO-630305 FM-GPW6521		1 GASKET, valve spring compart- ment cover (subgroup 0105.2) ⁴							
		WO-51875 FM-GPW6555		2 GASKET, valve sprirg compart- ment cover screw (subgroup 0105.2) ⁴							
		WO-630299 FM-GPW6648		1 GASKET, valve spring cover to ventilator (subgroup 0106.5) ⁴							
		WO-639650 FM-GPW8255		1 GASKET, water outlet elbow (subgroup 0503) ⁴							
G503-7744322		WO-640635	7744322	GASKET SET, valve grind (Used w/EN- GINES WO-646865, WO-647845, and WO-804050). Composed of:	ea		%	%	1	1	X
		WO-A6357		1 GASKET, carburetor insulator (subgroup 0301) ⁴							
		WO-638540		1 GASKET, cylinder head (sub- group 0101) ⁴							
		WO-634814		1 GASKET, exhaust pipe flange (subgroup 0401) ⁴							
		WO-638640		1 GASKET, intake and exhaust manifold (subgroup 0108) ⁵							
		WO-634811		1 GASKET, intake to exhaust manifold (subgroup 0108) ⁵							
		WO-637863	150189	4 GASKET, spark plug (subgroup 0605) ⁴							
		WO-630305		1 GASKET, valve spring compart- ment cover (subgroup 0105.2) ⁴							

	WO-51875		2 GASKET, valve spring compartment cover screw (subgroup 0105.2) ⁴										
	WO-630299		1 GASKET, ventilator to valve spring compartment cover (subgroup 0106.5) ⁴										
	WO-639650		1 GASKET, water outlet elbow (subgroup 0503) ⁴										
G503-7371131	WO-A7498 FM-GPW6038A	7371131	INSULATOR, front mounting support, assy.	ea	2			%	%				X
H001-4167561		120368	NUT, hex, 5/16-24NF-2	ea	4			%	%		H-1		X
H001-4167681		120371	NUT, hex, 1/2-20NF-2	ea	2			%	%		H-1		X
H001-5419861		121661	SCREW, cap, 5/16-24NF-3 x 1	ea	4			%	%		H-1		X
H001-7025711		120214	WASHER, lock, 5/16 in.	ea	4			%	%		H-1		X
H001-7025801		120384	WASHER, lock, 1/2 in.	ea	2			%	%		H-1		X
G503-7368265	WO-A1051 FM-GPW6098	7368265	SHIM, front support insulation (cushion)	ea				%	%				X
0101—Cylinder Head and Block													
H106-0103647		103647	COCK, drain, 1/4 in male pipe end (cylinder block).	ea	1	%	%	%	%		H-6		X
G503-0194018	WO-638678 FM-GPW6051		GASKET, cylinder head (issue until stock is exhausted, then use GASKET 7343162).	ea						†			X
G503-7343162	WO-A8558 FM-GPW6051B	7343162	GASKET, cylinder head (Used w/ENGINES WO-A1388 and WO-A5497) (also available as part of GASKET SET 7371419).	ea	1	%	%	%	%				X
G503-7741412	WO-638540	7741412	GASKET, cylinder head (Used w/ENGINES WO-646865, WO-647845 and WO-804050) (also available as part of GASKET SET 7744322).	ea	1	%	%	%	%				X
G503-7371134	WO-A1534 FM-GPW6050	7371134	HEAD, cylinder, assy (Used w/ENGINES WO-A1388 and WO-A5497).	ea	1			%%	%%				X
G503-7741411	WO-640149	7741411	HEAD, cylinder, assy (Used w/ENGINES WO-646865, WO-647845, and WO-A804059).	ea	1			%%	%%				X
G503-7371136	WO-638635 FM-GPW6065	7371136	BOLT, hex-hd (1/16-14NC-2 x 2 3/4 in) (issue until stock is exhausted, then use STUD 7371138).	ea						†			X
G503-7741422	WO-A1550	7741422	NUT	ea	1	%	%	%	%				X
G503-5333811	WO-638539 FM-351025S7S8	A333811	NUT, sp, hex, (1 1/16 in) S, zn-pltd, 1/16-20NF-4.	ea	14	%	%	%	%				X
G503-7371137	WO-349368 WO-A1549 FM-GPW6066	7371137	STUD, S, cd or zn-pltd, 1/16-14NC x 1/16-20NF x 3 7/16.	ea	14	%	%	%	%				X

For explanation of footnotes, see NOTES, page 96.

(1)	(2)	(3)	(4)	(5)	(6)	(7)	(8)				(9)
STOCK NO.	FEDERAL ITEM IDENTIFICATION NO.	MANUFACTURER'S PART NO.	ORDNANCE PART NO.	DESCRIPTION	UNIT OF ISSUE	QUANTITY IN-CORP. IN UNIT	ORGANIZATIONAL ALLOWANCES				REFERENCE SYMBOLS
							NO. OF MAJOR ITEMS PER				
							CO, BTRY OR TRP		BN		
1-15 (a)	16-35 (b)	36-85 (c)	86-186 (d)								
ORGANIZATIONAL SPARE PARTS FOR TRUCK—Continued											
GROUP 01—ENGINE—Continued											
0101—Cylinder Head and Block—Continued											
G503-7741411	WO-640149	7741411	HEAD, cylinder, assy—Continued							
G503-7371138	WO-A1548 FM-GPW6067	7371138	STUD, S, cd or zn-pltd, 1/16-14NC x 1/16-20NF x 3 7/8.	ea	1	%	%	%	%	X
G503-7324919	WO-376373	7324919	PLUG, pipe, countersunk, 3/8 in (cylinder block oil line).	ea	2	%	%	X
0102—Crankshaft											
G503-7371228	WO-334103 FM-GPW6353	7371228	GASKET, oil slinger (Used w/ENGINES WO-A1388 and WO-A5497).	ea	1	1	1	X
G503-7371163	WO-387633 FM-GPW6319	7371163	NUT, front w/PIN, assy (hand crank).....	ea	1	%	%	X
G503-7371280	WO-637098 FM-GPW6700	7371280	PACKING, front end (in chain cover) (Used w/ENGINES WO-A1388 and WO-A5497).	ea	1	1	1	X
G503-7371162	WO-638113 FM-GPW6312	7371162	PULLEY, fan and generator drive (used on vehicles equipped with 6 volt generator) (issue until stock is exhausted, then use PULLEY 7744470).	ea	†	X
G503-7744470	WO-645623	7744470	PULLEY, fan and generator drive (used on vehicles equipped with 6 volt generator).	ea	1	%	%	X
G503-7713390	FM-GPWS6312	7713390	PULLEY, fan and generator drive (used on vehicles equipped with 12 volt generator).	ea	1	%	%	X
G503-7371158	WO-375920 FM-GPW6287	7371158	RETAINER, (front) packing (used w/ENGINES WO-A1388 and WO-A5497).	ea	1	1	1	X
G503-7744469	WO-643839	7744469	SEAL, oil, front (used w/ENGINES WO-646865, WO-647845, and WO-804050) (issue until stock is exhausted, then use SEAL 7375028).	ea	†	X
G740-7375028	WO-647468	7375028	SEAL, oil, front (used w/ENGINES WO-646865, WO-647845, and WO-804050).	ea	1	1	1	X

G503-7371376	WO-A1124	7371376	SHIELD (fan drive) pulley.....	ea	1			%	%		X
G503-7371226	WO-630262	7371226	SHIM, adj (front) (0.002).....	ea	†			1	1		X
	FM-GPW6342B										
G503-7371161	WO-375877	7371161	SLINGER, oil.....	ea	1			1	1		X
	FM-GPW6310										
G503-7743818	WO-A6701	7743818	WASHER, fan pulley shield retaining bolt..	ea	6			%	%		X
G503-7336451	WO-A1125	7336451	WASHER (fan) pulley shield.....	ea	6			%	%		X
G503-7371160	WO-634796	7371160	WASHER, thrust.....	ea	1			1	1		X
	FM-GPW6308										
0103—Flywheel											
G503-7371501	WO-375217	7371501	COVER (housing) timing hole.....	ea	1	%	%	%	%		X
H101-0172427		172427	SCREW, tapping, ¼-20NC-2 x ½.....	ea	1	%	%	%	%	H-1	X
H001-7025681		120380	WASHER, lock, ¼ in.....	ea	1	%	%	%	%	H-1	X
0105.1—Valves											
G740-7375032	WO-800827	7375032	CAP, rotator (exhaust).....	ea	4	%	%	1	1		X
G740-7375033	WO-800826	7375033	LOCK (exhaust), valve spring retainer.....	ea	8	%	%	2	2		X
G503-7371238	WO-375994	7371238	LOCK (intake), valve spring retainer, lower..	ea	8	%	%	2	2		X
	FM-GPW6546										
G740-7375034	WO-800828	7375034	RETAINER (exhaust), valve spring.....	ea	4	%	%	1	1		X
G503-7371236	WO-637044	7371236	RETAINER (intake), valve spring, lower...	ea	4	%	%	1	1		X
	FM-GPW6514										
G503-7371235	WO-638636	7371235	SPRING.....	ea	8	%	%	1	1		X
	FM-GPW6513										
G503-7036580	RMC-A366	7036580	VALVE, exhaust (issue until stock is exhausted, then use VALVE 7375035, CAP 7375032, LOCK 7375033, and RETAINER 7375034).	ea						†	X
	WO-637183										
	FM-GPW6505										
G740-7375035	WO-800829	7375035	VALVE, exhaust (rotor type).....	ea	4	%	%	1	1		X
G503-7036579	RMC-A365	7036579	VALVE, intake.....	ea	4	%	%	1	1		X
	WO-637182										
	FM-GPW6507										
0105.2—Tappets											
G503-7368266	WO-639044	7368266	COVER, (compartment) (issue until stock is exhausted, then use COVER 7371237).	ea						†	X
	FM-GPW6519										
G503-7371237	WO-630303	7371237	COVER, valve spring (compartment).....	ea	1	%	%	%	%		X
G503-7741420	WO-6455093	7741420	BOLT, hex-hd, S, 5/16-18NC x 3 1/16 (Used w/ENGINES WO-646865 and WO-647845).	ea	1	%	%	%	%		X
G503-7741421	WO-645094	7741421	BOLT, hex-hd, S, 5/16-18NC-2 x 9/16 (Used w/ENGINES WO-646865 and WO-647845).	ea	1	%	%	%	%		X
G503-7324839	WO-639052	7324839	BOLT, hex-hd, S, 5/16-18NC-2 x 3 1/16 (rear) (Used w/ENGINES WO-A1388 and WO-A5497).	ea	1	%	%	%	%		X
	FM-355452S										

(1)	(2)	(3)	(4)	(5)	(6)	(7)	(8)				(9)
STOCK NO.	FEDERAL ITEM IDENTIFICATION NO.	MANUFACTURER'S PART NO.	ORDNANCE PART NO.	DESCRIPTION	UNIT OF ISSUE	QUANTITY IN CORP. UNIT	ORGANIZATIONAL ALLOWANCES				REFERENCE SYMBOLS
							NO. OF MAJOR ITEMS PER				
							CO, BTRY OR TRP		BN		
1-15 (a)	16-35 (b)	36-85 (c)	86-186 (d)								
ORGANIZATIONAL SPARE PARTS FOR TRUCK—Continued											
GROUP 01—ENGINE—Continued											
0105.2—Tappets—Continued											
COVER, valve spring—Continued											
G503-7324838	WO-632158 FM-355451S	7324838	BOLT, hex-hd, S, 5/16-18NC-2 x 4 1/8 (front) (Used w/ENGINES WO-A1388 and WO-A5497).	ea	1	%	%	%	%	X
G503-0194032	WO-51875 FM-GPW6555A	GASKET, valve (compartment), cover bolt (also available as part of GASKET SETS 7744322 and 7371419).	ea	2	1	1	1	1	X
G503-0194022	WO-630305 FM-GPW6521	GASKET, valve spring (compartment), cover (also available as part of GASKET SETS 7744322 and 7371419).	ea	1	1	1	1	1	X
G503-7371258	WO-640020 FM-GPW6549B	7371258	SCREW, adjusting, valve tappet (clearance).	ea	8	%	%	1	1	X
0105.3—Camshaft											
G503-7741408	WO-641055	7741408	PLATE, thrust (Used w/ENGINES WO-646865, WO-647845, and WO-804050) (issue until stock is exhausted, then use PLATE 7744320).	ea	†	X
G503-7744320	WO-644963	7744320	PLATE, thrust (Used w/ENGINES WO-646865, WO-647845, and WO-804050).	ea	1	1	1	X
H001-5454521	180120	SCREW, cap, 3/8-16NC-3 x 3/4	ea	2	%	%	H-1 X
H001-7017681	138489	WASHER, lock, external teeth, 3/8 in.	ea	2	%	%	H-1 X
G503-7371153	WO-375907 FM-GPW6243	7371153	PLUNGER, thrust (Used w/ENGINES WO-A1388 and WO-A5497).	ea	1	1	1	X
G503-7741407	WO-641049	7741407	SPACER, thrust plate (Used w/ENGINES WO-686865, WO-647845, and WO-804050).	ea	1	1	1	X
G503-7371154	WO-375908 FM-GPW6244	7371154	SPRING, thrust plunger (Used w/ENGINES WO-A1388 and WO-A5497).	ea	1	1	1	X

G503-7371155	WO-375900 FM-GPW6245	7371155	WASHER, thrust (sprocket) (Used w/ENGINES WO-A1388 and WO-A5497).	ea	1	1	1			X
0105.5—Timing Chain and Gears												
G503-7036574	LK-S40936 WO-638457 FM-GPW6260	7036574	CHAIN, drive, camshaft (timing) (Used w/ENGINES WO-A1388 and WO-A5497).	ea	1	1	1			X
G503-7371087	FM-GPW6016	7371087	COVER, timing chain, assy (Used w/ENGINES WO-A1388 and WO-A5497) (issue until stock is exhausted, then use COVER 7371135).	ea	†			X
G503-7371135	WO-A1190 FM-GPW6054	7371135	COVER, timing chain, assy (Used w/ENGINES WO-A1388 and WO-A5497).	ea	1	1	1			X
G503-7741409	WO-643842B	7741409	COVER, timing gear, assy (Used w/ENGINES WO-646865, WO-647845, and WO-804050).	ea	1	1	1			X
H001-5455221	018-1635	181635	BOLT, mach, $\frac{3}{8}$ -24NF-3 x $\frac{3}{4}$	ea	3	%	%	H-1		X
H001-5455261	018-1637	181637	BOLT, mach, $\frac{3}{8}$ -24NF-3 x 1.....	ea	1	%	%	H-1		X
H001-4027541	225831	NUT, hex, $\frac{3}{8}$ -24NF-2.....	ea	8	%	%	H-1		X
H001-1312481	113237	STUD, $\frac{3}{8}$ -16NC ($\frac{9}{16}$) x $\frac{3}{8}$ -24NF-2 ($\frac{5}{8}$) x $1\frac{5}{16}$	ea	4	%	%	H-1		X
H001-7025741	120382	WASHER, lock, $\frac{3}{8}$ in.....	ea	8	%	%	H-1		X
G503-7371088	WO-630359 FM-GPW6020	7371088	GASKET, front plate to cylinder block (Used w/ENGINES WO-A1388 and WO-A5497).	ea	1	1	1			X
G503-7741427	WO-641096	7741427	GASKET, front plate to cylinder block (Used w/ENGINES WO-646865, WO-647845, and WO-804050).	ea	1	1	1			X
G503-7371159	WO-630365 FM-GPW6288	7371159	GASKET, timing chain (or gear) cover.....	ea	1	1	1			X
G503-7741419	WO-641283	7741419	GEAR, driven, camshaft (Used w/ENGINES WO-646865, WO-67845,4 and WO-804050).	ea	1	1	1			X
H001-5421941	122260	SCREW, cap, $\frac{7}{16}$ -14NC-3 x $1\frac{1}{8}$	ea	1	%	%	H-1		X
H101-0131100	131100	WASHER, lock, $\frac{7}{16}$ in.....	ea	1	%	%	H-1		X
G503-7741406	WO-642520 WO-641048	7741406	WASHER, plain, sp.....	ea	1	1	1			X
G503-7741415	WO-641282	7741415	GEAR, drive crankshaft (Used w/ENGINES WO-646865, WO-647845, and WO-804050).	ea	1	1	1			X
G503-7741426	WO-641143	7741426	PLATE, front, assy (Used w/ENGINES WO-646865, WO-647845, and WO-804050).	ea	1	%	%			X
H001-4027541	225831	NUT, hex, $\frac{3}{8}$ -24NF-2.....	ea	2	%	%	H-1		X
H001-5454521	180120	SCREW, cap, $\frac{3}{8}$ -16NC-3 x $\frac{3}{4}$	ea	3	%	%	H-1		X

(1) STOCK NO.	(2) FEDERAL ITEM IDENTIFI- CATION NO.	(3) MANUFACTURER'S PART NO.	(4) ORDNANCE PART NO.	(5) DESCRIPTION	(6) UNIT OF ISSUE	(7) QUAN- TITY IN- CORP. IN UNIT	(8) ORGANIZATIONAL ALLOWANCES				(9) REFERENCE SYMBOLS	
							NO. OF MAJOR ITEMS PER					
							CO, BTRY OR TRP		BN			
							1-15 (a)	16-35 (b)	36-85 (c)	86-188 (d)		
ORGANIZATIONAL SPARE PARTS FOR TRUCK—Continued												
GROUP 01—ENGINE—Continued												
0105.5—Timing Chain and Gears—Continued												
PLATE, front, assy—Continued												
H001-1312481			113237	STUD, $\frac{3}{8}$ -16NC ($\frac{9}{16}$) x $\frac{3}{8}$ -24NF-2 ($\frac{5}{8}$) x $1\frac{5}{16}$.	ea	2			%	%	H-1	X
H001-7017681			138489	WASHER, lock, external teeth, $\frac{3}{8}$ in...	ea	3			%	%	H-1	X
H001-7025741			120382	WASHER, lock, $\frac{3}{8}$ in.....	ea	2			%	%	H-1	X
G503-7371089		WO-A1463	7371089	PLATE, mounting front, assy (Used w/EN- GINES WO-A1388 and WO-A5497).	ea	1			%	%		X
G503-7741414		WO-641281	7741414	SPACER, camshaft (crankshaft) gear (Used w/ENGINES WO-646865, WO-647845, and WO-804050).	ea	1			1	1		X
G503-7371176		WO-630727 FM-GPW6342A	7371176	SPACER, camshaft (crankshaft) sprocket (Used w/ENGINES WO-A1388 and WO- A5497).	ea	1			1	1		X
G503-7036571		LK-S351171 FM-GPW6256 WO-638458	7036571	SPROCKET, camshaft, 36 teeth (Used w/ ENGINES WO-A1388 and WO-A5497).	ea	1			1	1		X
G503-7371755		WO-634850 FM-355499S	7371755	BOLT, hex-hd, $\frac{3}{8}$ -24NF-? x $1\frac{1}{4}$	ea	4			1	1		X
G503-7371157		WO-315932 FM-GPW6269	7371157	WASHER, lock sprocket to camshaft ($\frac{3}{8}$ in).	ea	4			1	1		X
G503-7036572		LK-S35116-1 WO-638459 FM-GPW6306	7036572	SPROCKET, crankshaft, 18 teeth (Used w/ ENGINES WO-A1388 and WO-A5497).	ea	1			1	1		X
0106.1—Oil Pump												
G503-7371270		WO-634813 FM-GPW6642	7371270	GASKET, relief (valve) spring retainer (also available as part of GASKET SETS 7376362).	ea	1	%	%	%	%		X
G503-7371275		EAT-ER7200 WO-630518 FM-GPW6663	7371275	PLUNGER, relief.....	ea	1	%	%	%	%		X

G503-7371271	WIL-ER7154 WO-630390 FM-GPW6644	7371271	RETAINER, relief plunger (valve) spring...	ea	1	%	%	%	%		X
G503-7371268	WO-630389 FM-GPW6628	7371268	SHIM (pressure) relief plunger (valve) spring.	ea	1	%	%	%	%		X
G740-7372586	WIL-ER7196 WO-645628	7372586	SPRING, relief plunger (pressure relief valve) (Used w/PUMP 7375072 and 7744586).	ea	1	%	%	%	%		X
G503-7371273	WO-356155 FM-GPW6654	7371273	SPRING, relief plunger (valve) (Used w/ PUMP 7371260 and 7741410).	ea	1	%	%	%	%		X
0106.2—Oil Filter												
G740-7372588	WO-A1247 FM-GPW18663	7372588	BRACKET, mounting (on engine) (issue until stock is exhausted, then use BRACK- ET 7372588).	ea	↑	X
G740-7372588	WO-800313	7372588	BRACKET, mounting (on engine).....	ea	1	1	1		X
G503-7743537	WO-A1251 FM-GPW18664 FM-GPW18664A	7743537	CLAMP, assy.....	ea	2	1	1		X
H001-5453821	018-1595	181595	BOLT, mach, $\frac{5}{16}$ -24NF-3 x $\frac{3}{4}$ (clamp to bracket).	ea	4	%	%	H-1	X
H001-4027521	221157	NUT, hex, $\frac{5}{16}$ -24NF-2 (clamp to bracket)	ea	4	%	%	H-1	X
H101-0120373	120373	NUT, sq, $\frac{5}{16}$ -18NC-2 (clamp to filter screw).	ea	2	%	%	H-1	X
H001-5150831	133129	SCREW, mach, $\frac{5}{16}$ -18NC-2 x $2\frac{1}{2}$ (clamp to filter).	ea	2	%	%	H-1	X
H001-7025711	120214	WASHER, lock, $\frac{5}{16}$ in (clamp to bracket)	ea	4	%	%	H-1	X
H001-7043711	120393	WASHER, plain, $\frac{5}{16}$ in (clamp to bracket).	ea	4	%	%	H-1	X
G509-0131990	PU-25791 WO-A1231 FM-GPW18687A	B245928	COVER, assy.....	ea	1	%	%	1	1		X
H016-054046	8-E-1000	ELEMENT, oil filter.....	ea	1	1	2	2	3	H-16	X
H016-0540501	540501	FILTER, oil, assy (w/o clamp).....	ea	1	1	1	H-16	X
G503-0194033	FR-11582 PU-25802 WO-A1235	7039934	GASKET, cover.....	ea	1	1	2	2	3		X
G503-7703975	PU25756 WO-A1233 FM-GPW18675A	7703975	GASKET, cover bolt (screw).....	ea	1	1	2	2	3		X
G518-7000997	WO-345961 FM-GPW13434	7000997	GROMMET, rubber, $1\frac{13}{32}$ ID, split (bracket).	ea	1	%	%		X
G503-7521238	PU-25795 WO-A1237 FM-358040S	7521238	PLUG, drain.....	ea	1	%	%	%	%		X
G532-7744158	PU-25755 WO-A1232	7744158	SCREW, sp, hex-hd, $\frac{7}{16}$ -20NF-2 x $1\frac{1}{16}$ (cover).	ea	1	%	%	1	1		X

(1)	(2)	(3)	(4)	(5)	(6)	(7)	(8)				(9)
STOCK NO.	FEDERAL ITEM IDENTIFICATION NO.	MANUFACTURER'S PART NO.	ORDNANCE PART NO.	DESCRIPTION	UNIT OF ISSUE	QUANTITY IN-CORP. IN UNIT	ORGANIZATIONAL ALLOWANCES				REFERENCE SYMBOLS
							NO. OF MAJOR ITEMS PER				
							CO. BTRY OR TRP		BN		
1-15 (a)	16-35 (b)	36-85 (c)	86-186 (d)								
ORGANIZATIONAL SPARE PARTS FOR TRUCK—Continued											
GROUP 01—ENGINE—Continued											
0106.2—Oil Filter—Continued											
G503-7702564		PU-25757 WO-A1234 FM-GPW18685A	7702564	SPRING, cover bolt.....	ea	1	%	%	1	1	X
0106.5—Crankcase Ventilation											
G503-7371287		WO-630298 FM-GPW6762	7371287	BAFFLE, ventilator.....	ea	1	%	%	%	%	X
H006-0502912			502912	CLAMP, hose, 1/8 in (air cleaner pipe to oil filler pipe).	ea	2	%	%	%	%	H-6 X
H006-0260850			137422	ELBOW, flared tube, inverted, 90 deg, 5/16 in tube, 1/8 in male pipe end (ventilator line to body).	ea	1	%	%	%	%	H-6 X
H006-0260811			143343	ELBOW, flared tube, inverted, 90 deg, 5/16 in tube, 1/4 in male pipe end (ventilator line to valve).	ea	1	%	%	%	%	H-6 X
G503-7371272		WO-630299 FM-GPW6648	7371272	GASKET, ventilator to valve spring compartment cover (also available as part of GASKET SETS 7371419 and 7744322).	ea	1	%	%	%	%	X
G503-7371328		WO-A6918 FM-GPW6771	7371328	HOSE, air cleaner tube (pipe), to oil filler tube pipe.	ea	1	%	%	%	%	X
G503-7371285		WO-A6922 FM-GPW6756	7371285	LINE, ventilator valve, assy (issue until stock is exhausted, then use LINE 7347770).	ea					†	X
G503-7347770		WO-641083	7347770	LINE, ventilator valve, assy.....	ea	1	%	%	%	%	X
G503-7371289		WO-A6915 FM-GPW6763C	7371289	PIPE, oil filler, assy (issue until stock is exhausted, then use PIPE 7375055).	ea					†	X
G740-7375055		WO-801148	7375055	PIPE, oil filler, assy.....	ea	1	%	%	%	%	X
G503-0407837		WO-A5165 FM-GPW6763B		PIPE, oil filler, assy (funnel type).....	ea	1	%	%	%	%	X
G740-5336400		WO-A6895 FM-GPW6769	A336400	VALVE, ventilator, assy.....	ea	1	%	%	%	%	X

G503-7368267	WO-A5105 FM-GPW6770	7368267	VENTILATOR, crankcase, assy	ea	1	%	%	%	%		X
H001-4167561		120368	NUT, hex, 5/16-24NF-2	ea	1	%	%	%	%	H-1	X
H101-0213901		213901	SCREW, cap, 5/16-24NF-2 x 5/8	ea	1	%	%	%	%	H-1	X
H001-7018711		120638	WASHER, lock, 5/16 in	ea	1	%	%	%	%	H-1	X
0106.6—Oil Pan, Gage and Lines											
H004-0327701		120523	CLIP, closed, S, cd or zn-pltd, 3/8 in OD, tube hole for 1/4 in bolt (oil pressure gage to dash).	ea	1	%	%	%	%	H-4	X
H001-4135661		120361	NUT, mach, No 10-24NC-2	ea	1	%	%	%	%	H-1	X
H001-5148231		132830	SCREW, mach, No 10-24NC-2 x 3/8	ea	1	%	%	%	%	H-1	X
H001-7025621		120217	WASHER, lock, No 10	ea	1	%	%	%	%	H-1	X
H104-0125928		125928	CLIP, closed, S, cd or zn-pltd, 1/16 in OD tube, hole for 3/8 in bolt (oil filter line to front engine plate).	ea	1	%	%	%	%	H-4	X
H006-0214315		137405	CONNECTOR, flared tube, inverted, 1/4 in tube, 1/8 in male pipe end (oil filter outlet line).	ea	1	%	%	%	%	H-6	X
H006-0260807		137421	ELBOW, flared tube, inverted, 90 deg, 1/4 in tube, 1/8 in male pipe end (oil filter inlet line (1) and oil pressure gage line to block (1)).	ea	2	%	%	%	%	H-6	X
G740-7372557	WO-641050	7372557	FITTING, oil, timing gear (lubricating)	ea	1			1	1		X
G503-7371290	WO-A6525 FM-GPW6766C	7371290	GAGE, oil level, w/filler CAP, assy (bayonet type) (used with pipe WO-A6915).	ea	1	%	%	%	%		X
G503-0132455	WO-A5168 FM-GPW6766B		GAGE, oil level, w/filler CAP, assy (bayonet type) (used with pipe WO-A5165).	ea	1	%	%	%	%		X
G503-7371284	WO-314338 FM-GPW6734	7371284	GASKET, drain plug (also available as part of GASKET SET WO-A1538).	ea	1	1	1	1	1		X
G503-7371530	WO-A7280 FM-GPW6789	7371530	GASKET, oil filler pipe cap	ea	1	%	%	1	1		X
G503-7697867	WO-662420	7697867	GROMMET, water temperature (oil pres- sure) gage (line).	ea	1			%	%		X
G503-0217815	WO-A1197 FM-GPW18667		LINE, flexible, oil filter inlet, assy	ea	1	%	%	%	%		X
G503-0217816	WO-A1198 FM-GPW18666		LINE, flexible, oil filter outlet and oil pres- sure gage, assy (line to block).	ea	2	%	%	%	%		X
G503-7371182	WO-A1450 FM-GPW9316	7371182	LINE, oil pressure gage, assy (issue until stock is exhausted, then use TUBING 44-T-5080-15 and 2 NUTS 142432).	ea					†		X
H006-0230210		142432	NUT, flared tube, inverted, 1/4 in (oil pres- sure line to gage).	ea	2	%	%	%	%	H-6	X

(1) STOCK NO.	(2) FEDERAL ITEM IDENTIFICATION NO.	(3) MANUFACTURER'S PART NO.	(4) ORDNANCE PART NO.	(5) DESCRIPTION	(6) UNIT OF ISSUE	(7) QUANTITY IN-CORP. IN UNIT	(8) ORGANIZATIONAL ALLOWANCES				(9) REFERENCE SYMBOLS
							NO. OF MAJOR ITEMS PER				
							CO, BTRY OR TRP		BN		
							1-15 (a)	16-35 (b)	36-85 (c)	86-186 (d)	
ORGANIZATIONAL SPARE PARTS FOR TRUCK—Continued											
GROUP 01—ENGINE—Continued											
0106.6—Oil Pan, Gage and Lines—Continued											
G503-0340661		WO-639979 FM-GPW6727		PLUG, drain, oil pan, 5/8 in.....	ea	1	%	%	%	%	X
H007-0218065			44-T-5080-15	TUBING, seamless, size 1/4 in (oil pressure gage line).	ft	‡	%	%	%	%	H-7 X
0108—Intake and Exhaust Manifolds, and Heat Control											
G503-7371394		WO-636438 FM-GPW9462	7371394	BEARING (bushing type), heat control valve shaft.	ea	2	%	%	%	%	X
G503-7371388		WO-634811 FM-GPW9435	7371388	GASKET, intake to exhaust manifold (issue until stock is exhausted, then use GASKET SET WO-A7835) (also available as part of GASKET SET WO-A17402, WO-640635).	ea					†	X
G503-0194021		WO-638640 FM-GPW9448		GASKET, intake and exhaust manifold (issue until stock is exhausted, then use GASKET SET WO-A7835) (also available as part of GASKET SET WO-A17402, WO-640635).	ea					†	X
G503-0194027		WO-A7835 FM-GPW18323		GASKET SET, manifold.....	ea		%	%	1	1	X
Composed of:											
		FM-GPW9450		1 GASKET, exhaust pipe flange (subgroup 0401) ⁴							
		WO-634814		1 GASKET, intake and exhaust manifold (subgroup 0108) ⁵							
		FM-GPW9448		1 GASKET, intake to exhaust manifold (subgroup 0108) ⁵							
		WO-638640									
		FM-GPW9435									
		WO-634811									
G503-7371396		WO-637211 FM-GPW9465	7371396	KEY, heat control valve (counterweight) lever.	ea	1	%	%	%	%	X

G503-7371392	WO-637210 FM-GPW9458	7371392	LEVER, counterweight, heat control valve spring.	ea	1	%	%	%	%		X
H001-4135661		120361	NUT, mach screw, No 10-24NC-2.....	ea	1	%	%	%	%	H-1	X
H001-5148281		120910	SCREW, mach, No 10-24NC-2 x 3/4....	ea	1	%	%	%	%	H-1	X
G503-7371387	FM-GPW9428	7371387	MANIFOLD, exhaust, with heat control valve, assy (issue until stock is exhausted, then use MANIFOLD 7371502).	ea	1	%	%	%	%		X
G503-7371502	WO-A912 FM-GPW9426	7371502	MANIFOLD, exhaust, w/heat control VALVE, assy.	ea	1	%	%	%	%		X
G503-7371184	FM-GPW9424	7371184	MANIFOLD, intake, assy (issue until stock is exhausted, then use MANIFOLD 7371215).	ea	1	%	%	%	%		X
G503-7371215	WO-A1166 FM-GPW9424B	7371215	MANIFOLD, intake, assy.....	ea	1	%	%	%	%		X
H001-4167601		120369	NUT, hex, 3/8-24NF-2.....	ea	7	%	%	%	%	H-1	X
H101-0215366		215366	SCREW, cap, 5/16-18NC-2 x 1.....	ea	4	%	%	%	%	H-1	X
H101-0111318		111318	STUD, 3/8-16NC(9/16) x 3/8-24NF-2(5/8) x 1 1/16.	ea	2	%	%	%	%	H-1	X
H101-0112209		112209	STUD, 3/8-16NC (9/16) x 3/8-24NF-2(5/8) x 1 15/16.	ea	2	%	%	%	%	H-1	X
G503-7701013	WO-300143 FM-88042S	7701013	STUD, 3/8-16NC-3 (9/16) x 3/8-24NF-2 (5/8) x 1 1/2.	ea	3	%	%	%	%		X
H001-7021771		138538	WASHER, lock, internal teeth, 5/16 in....	ea	4	%	%	%	%	H-1	X
G503-7371389	WO-344732 FM-GPW9443	7371389	WASHER, manifold clamp.....	ea	2	%	%	%	%		X
H006-0283905		219190	PLUG, pipe, 1/4 in (intake manifold).....	ea	2	%	%	%	%	H-6	X
G503-7371391	WO-637206 FM-GPW9456	7371391	SHAFT, heat control valve.....	ea	1	%	%	%	%		X
G503-7371397	WO-637208 FM-GPW9467	7371397	SPRING, heat control valve.....	ea	1	%	%	%	%		X
G503-7371395	WO-639743 FM-GPW9463	7371395	STOP, heat control valve spring.....	ea	1	%	%	%	%		X
G503-7371393	WO-636439 FM-GPW9460	7371393	VALVE, heat control.....	ea	1			%	%		X
G503-7371398	WO-637209 FM-GPW9484	7371398	WASHER, heat control valve spring.....	ea	1	%	%	%	%		X
GROUP 02—CLUTCH											
0200—Housing											
G503-7371341	WO-630103	7371341	COVER, inspection.....	ea	1	%	%	%	%		X
H001-5025501	012-4001	214001	BOLT, mach, 1/4-20NC-2 x 1/2.....	ea	2	%	%	%	%	H-1	X
H001-7017621		121753	WASHER, lock, external teeth, 1/4 in. .	ea	2	%	%	%	%	H-1	X

For explanation of footnotes, see NOTES, page 96.

(1) STOCK NO.	(2) FEDERAL ITEM IDENTIFI- CATION NO.	(3) MANUFACTURER'S PART NO.	(4) ORDNANCE PART NO.	(5) DESCRIPTION	(6) UNIT OF ISSUE	(7) QUAN- TITY IN- CORP. IN UNIT	(8) ORGANIZATIONAL ALLOWANCES				(9) REFERENCE SYMBOLS
							NO. OF MAJOR ITEMS PER				
							CO, BTRY OR TRP		BN		
							1-15 (a)	16-35 (b)	36-85 (c)	86-186 (d)	
ORGANIZATIONAL SPARE PARTS FOR TRUCK—Continued											
GROUP 02—CLUTCH—Continued											
0201—Disk and Pressure Plate											
G503-7741423		WO-642918	7741423	DISK, w/FACING, assy (used w/pressure PLATE 7347772)	ea	1			%%	%%	X
G503-7347772		WO-801300	7347772	PLATE, pressure, w/COVER, assy.....	ea	1			%%	%%	X
G503-7324841		WO-630129	7324841	SCREW, cap, sp, hex-hd $\frac{5}{16}$ -18NC-2 x 1 $\frac{1}{4}$.	ea	6			%%	%%	X
H001-7025711		FM-355476S	120214	WASHER, lock, $\frac{5}{16}$ in.....	ea	6			%	%	H-1 X
0202—Clutch Release Mechanism											
G503-7368260		FM-GPW7509 WO-A180	7368260	BRACKET, control frame (tube) (on frame)	ea	1	%	%	%	%	X
H001-4027521			221157	NUT, hex, $\frac{5}{16}$ -24NF-2.....	ea	2	%	%	%	%	H-1 X
H101-0213901			213901	SCREW, cap, $\frac{5}{16}$ -24NF-2 x $\frac{5}{8}$	ea	2	%	%	%	%	H-1 X
H001-7025711			120214	WASHER, lock $\frac{5}{16}$ in.....	ea	2	%	%	%	%	H-1 X
G503-7371345		FM-GPW7530 WO-A5102	7371345	CABLE, control assy (tube lever to release fork).	ea	1	%	%	%	%	X
H001-0518021			106751	KEY, Woodruff, $\frac{3}{16}$ x $\frac{3}{4}$ (pedal to shaft)....	ea	1	%	%	%	%	H-1 X
G503-7371336		FM-GPW7503 WO-A1355	7371336	LEVER, control, w/TUBE, assy.....	ea	1	%	%	%	%	X
H001-4027521			221157	NUT, hex. $\frac{5}{16}$ -24NF-2 (adjusting control tube lever cable).	ea	1	%	%	%	%	H-1 X
G503-7368262		WO-A1360	7368262	PAD, pedal (w/SHAFT), assy.....	ea	1	%	%	%	%	X
G503-7371342		FM-GPW7520 WO-A10269 WO-A405	7371342	PEDAL, assy.....	ea	1	%	%	%	%	X
H001-4027521			221157	NUT, hex, $\frac{5}{16}$ -24NF-2.....	ea	1	%	%	%	%	H-1 X
H001-4417435			137171	PIN, cotter, $\frac{3}{32}$ x 1.....	ea	1	%	%	%	%	H-1 X
H101-0215417			215417	SCREW, cap, $\frac{5}{16}$ -24NF-2 x 1 $\frac{3}{4}$	ea	1	%	%	%	%	H-1 X
H001-7025711			120214	WASHER, lock, $\frac{5}{16}$ in.....	ea	1	%	%	%	%	H-1 X

G503-7326118	FM-73880S WO-339043	7326118	PIN, clevis, S, $\frac{5}{16}$ x $2\frac{7}{32}$ (control lever cable adjusting yoke).	ea	1	%	%	%	%		X
H001-0811361		108643	PIN, cotter, $\frac{5}{32}$ x $1\frac{3}{8}$ (pedal shaft).....	ea	1	%	%	%	%	H-1	X
G503-7371340	FM-GPW7517 WO-A177	7371340	RETAINER, control tube (spring) (19/32 thick).	ea	2	%	%	%	%		X
G503-7371343	FM-GPW7521 WO-A499	7371343	ROD, pedal shaft lever to control tube.....	ea	1	%	%	%	%		X
H001-0811037		103372	PIN, cotter, $\frac{3}{32}$ x $\frac{1}{2}$	ea	2	%	%	%	%	H-1	X
G503-7371337	FM-GPW7512 WO-A887	7371337	SEAL, dust, control tube.....	ea	2	%	%	%	%		X
G503-7340237	FM-GPW2473 WO-A495	7340237	SHAFT, brake pedal, assy.....	ea	1	%	%	%	%		X
G170-0213775	FM-GPW7545 WO-A178	A246558	SPRING, helical, accelerator bulkhead bracket (control tube).	ea	1	%	%	%	%		X
G503-0389783	FM-GPW7523 WO-630593		SPRING, retracting, pedal.....	ea	1	%	%	%	%		X
G170-0392287	FM-GPW7514 WO-A181	A246557	STUD, ball, S (control tube), $\frac{1}{16}$ 14 NC.....	ea	2	%	%	%	%		X
H101-0219433		219433	NUT, hex, $\frac{1}{16}$ -14NC-2.....	ea	1	%	%	%	%	H-1	X
H001-7126761		187128	WASHER, lock, $\frac{1}{16}$ in.....	ea	2	%	%	%	%	H-1	X
G503-7371364	FM-GPW7539 WO-A176	7371364	WASHER (dust seal) control tube (felt) ($\frac{5}{8}$ OD x $\frac{1}{4}$ thick).	ea	2	%	%	%	%		X
G740-7372827	FM-356561S WO-A498	7372827	WASHER, sp, S, $1\frac{1}{32}$ in ID, $1\frac{1}{2}$ in OD, $\frac{1}{8}$ in thk.	ea	3	%	%	%	%		X
G503-7371363	FM-GPW7532 WO-632177	7371363	YOKE, rod end adjustable, control (lever) cable.	ea	1	%	%	%	%		X
GROUP 03—FUEL SYSTEM											
0301—Carburetor											
G503-0131592	CAR-539S WO-A1223		CARBURETOR, assy (issue until stock is exhausted, then use CARBURETOR 7743886).	ea						†	X
G503-7743886	CAR-698S WO-647843	7743886	CARBURETOR, assy.....	ea	1	%	%	1	1		X
H001-4167601		120369	NUT, hex, $\frac{3}{8}$ -24NF-2.....	ea	2	%	%	%	%	H-1	X
H101-0111318		111318	STUD, $\frac{3}{8}$ -16NC ($\frac{9}{16}$) x $\frac{3}{8}$ -24NF-2 ($\frac{5}{8}$) x $1\frac{11}{16}$.	ea	2	%	%	%	%	H-1	X
H001-7025741		120382	WASHER, lock, $\frac{3}{8}$ in.....	ea	2	%	%	%	%	H-1	X
G503-7371358	CAR-1A55S WO-A6357	7371358	GASKET, to intake manifold (flange, w/ DIFFUSER, assy) (also available as part of GASKET SET 7744322).	ea	1	%	%	1	1		X

(1) STOCK NO.	(2) FEDERAL ITEM IDENTIFICATION NO.	(3) MANUFACTURER'S PART NO.	(4) ORDNANCE PART NO.	(5) DESCRIPTION	(6) UNIT OF ISSUE	(7) QUANTITY IN-CORP. IN UNIT	(8) ORGANIZATIONAL ALLOWANCES				(9) REFERENCE SYMBOLS
							NO. OF MAJOR ITEMS PER				
							CO, BTRY OR TRP		BN		
							1-15 (a)	16-35 (b)	36-85 (c)	86-185 (d)	
ORGANIZATIONAL SPARE PARTS FOR TRUCK—Continued											
GROUP 03—FUEL SYSTEM—Continued											
0302—Fuel Pump											
G085-3002200		AC-1523096 WO-115656	C115921	GASKET, (sediment) bowl to cover.....	ea	1	2	2	4	6	X
G503-5261672		AC-838263 WO-638737	A261672	GASKET, fuel pump to cylinder block.....	ea	1	2	3	4	6	X
G503-7744275		AC-1538886 WO-640160	7744275	PUMP, fuel, assy (issue until stock is exhausted, then use PUMP 7735772).	ea					†	X
H001-5453161	018-0078		180078	BOLT, mach, 5/16-18NC-3 x 1/8.....	ea	2	%	%	%	%	H-1 X
H001-7025711			120214	WASHER, lock, 5/16 in.....	ea	2	%	%	%	%	H-1 X
G503-0345876		AC-1537766 WO-A1220		PUMP, fuel, assy (issue until stock is exhausted, then use PUMP 7735772).	ea					†	X
G503-7735772		AC-1538312 WO-A8323	7735772	PUMP, fuel, assy.....	ea	1	1	2	3	4	X
0304—Air Cleaner											
G503-7371404		V.C-A1451 FM-GFW9686A	7371404	BUSHING, air intake horn to air tube and carburetor (issue until stock is exhausted, then use SEALS 7371405 and 7371406).	ea					†	X
G503-7036575		USL-461389 WO-635097 FM-GPW9653	7036575	CLAMP, air cleaner to carburetor hose (pipe to air cleaner hose) (2 9/32 in ID).	ea	2	%	%	%	%	X
G503-7371399		WO-A281 FM-GPW9628	7371399	CLAMP, hose, carburetor to air intake horn (air intake elbow, assy) (2 13/32 ID x 1/2).	ea	1	%	%	%	%	X
H006-0502922			502922	CLAMP, hose, 2 1/4 in (carburetor air intake elbow to air cleaner hose).	ea	2	%	%	%	%	H-6 X
G503-7371002		WO-A1515 FM-GPW2250	7371002	CLAMP, hose, 2 1/2 in ID (pipe to carburetor air intake elbow seal (1) and air cleaner outlet pipe seal (1)).	ea	2	%	%	%	%	X
G503-7041784		HH-613300 WO-A5621 FM-GPW18205B	7041784	CLEANER, air, assy.....	ea	1	%	%	%	%	X

G503-7324837	WO-115905 FM-355253S	7324837	SCREW, wing, 1/4-20NC-2 x 3/4.....	ea	6	%	%	%	%		X
H001-7025681		120380	WASHER, lock, 1/4 in.....	ea	6	%	%	%	%	H-1	X
G503-0169093	HH-613387 WO-A5630 FM-GPW9617		ELEMENT, w/wing BOLT (assy).....	ea	1	%	%	%	%		X
G503-7010485	HH-613314 WO-A5633 FM-GPW9623	7010485	GASKET, carburetor body (lower).....	ea	1	%	%	%	%		X
G503-7010486	HH-613313 WO-A5632 FM-GPW9621	7010486	GASKET, element to upper body.....	ea	1	%	%	%	%		X
G503-7371400	WO-A463 FM-GPW9632	7371400	HORN (elbow carburetor air intake) ...	ea	1	%	%	%	%		X
G503-7701460	WO-A1224 FM-GPW9627	7701460	HORN, air intake (issue until stock is exhausted, then use HORN 7371400).	ea						†	X
G085-2101430	FM-91C8260		HOSE, air cleaner to carburetor air intake elbow.	ea	1	%	%	%	%		X
G740-7375119	WO-800602	7375119	HOSE, flexible, to air intake pipe (air tube).	ea	1	%	%	%	%		X
G503-7371403	WO-A1311 FM-GPW9652B	7371403	HOSE, pipe to air cleaner.....	ea	1	%	%	%	%		X
G503-7371405	WO-A17317 FM-GPW9686B	7371405	SEAL, air intake horn to air tube (air cleaner outlet pipe).	ea	1	%	%	%	%		X
G503-7371406	WO-A17318 FM-GPW9633	7371406	SEAL, air intake horn to carburetor (elbow).	ea	1	%	%	%	%		X
G503-7371402	WO-A6911 FM-GPW9637B	7371402	TUBE (pipe), w/BRACKET, assy.....	ea	1	%	%	%	%		X
G503-7371401	WO-A1290 FM-GPW9637A FM-GPW9637	7371401	TUBE (pipe), w/BRACKET, assy.....	ea	1	%	%	%	%		X
0306—Fuel Tanks, Lines and Fittings											
G502-0131577	FM-GPW9030B WO-A6333	7004942 C116754	CAP, filler (neck), fuel tank, w/CHAIN, assy (4 5/8 in OD) (used with TANK WO-A15507).	ea	1	%	%	1	2		X
G503-7702557	AC-850042 FM-GPW9030A WO-A1254	7702557	CAP, filler (neck), fuel tank, w/CHAIN, assy (2 7/8 in OD) (used with TANK 7368275).	ea	1	%	%	1	2		X
G503-0139920	FO-HA8031 FM-CPW9288 WO-A1325		CONNECTION, flexible fuel line.....	ea	2	%	%	%	%		X
G503-7743730	FM-GPW9035B WO-1275	7743730	GASKET, fuel tank cap (used with CAP 7702557).	ea	1	%	%	1	2		X

(1) STOCK NO.	(2) FEDERAL ITEM IDENTIFI- CATION NO.	(3) MANUFACTURER'S PART NO.	(4) ORDNANCE PART NO.	(5) DESCRIPTION	(6) UNIT OF ISSUE	(7) QUAN- TITY IN- CORP. IN UNIT	(8) ORGANIZATIONAL ALLOWANCES				(9) REFERENCE SYMBOLS
							NO. OF MAJOR ITEMS PER				
							CO, BTRY OR TRP		BN		
							1-15 (a)	16-35 (b)	36-85 (c)	86-186 (d)	
ORGANIZATIONAL SPARE PARTS FOR TRUCK—Continued											
GROUP 03—FUEL SYSTEM—Continued											
0306—Fuel Tanks, Lines and Fittings —Continued											
G503-0407836		FM-GPW9289 WO-A1368		LINE (fuel), flexible connection (line) to fuel pump, assy.	ea	1	%	%	%	%	X
G503-7371181		FM-GPW9282 WO-A1367	7371181	LINE, fuel filter to flexible connection (line), assy ($\frac{5}{16}$ in OD x 26 in lgh) (issue until stock is exhausted, then use TUBING 44-T-5080-20 and (2) NUT 142427).	ea					†	X
G503-7371183		FM-GPW9369 WO-A1369	7371183	LINE, fuel pump to carburetor, assy ($\frac{5}{16}$ in OD x 18 $\frac{1}{2}$ in lgh) (issue until stock is exhausted, then use TUBING 44-T-5080-20 and (2) NUT 142427).	ea					†	X
G503-7371180		FM-GPW9237B WO-A15598	7371180	LINE, fuel tank to flexible connection (fuel filter, assy) ($\frac{5}{16}$ in OD x 56 in lgh) (issue until stock is exhausted, then use TUBING 44-T-5080-20 and (2) NUT 142427).	ea					†	X
H006-0230208			142427	NUT, inverted flared tube fitting, $\frac{5}{16}$ in (fuel lines).	ea	6	%	%	%	%	H-6 X
H006-0283905			219190	PLUG, pipe, $\frac{1}{4}$ in (fuel tank drain).....	ea	1	%	%	%	%	H-6 X
G503-7368273		FM-GPW9095 WO-A1472	7368273	STRAP, hold down, fuel tank, inner, assy...	ea	2	%	%	%	%	X
G503-7368274		FM-GPW9057 WO-A1477	7368274	STRAP, hold down, fuel tank, outer, assy...	ea	2	%	%	%	%	X
H001-4027521			221157	NUT, hex, $\frac{5}{16}$ -24NF-2.....	ea	2	%	%	%	%	H-1 X
H001-4057561			107822	NUT, jam, $\frac{5}{16}$ -24NF (Willys only).....	ea	2	%	%	%	%	H-1 X
H101-0215417			215417	SCREW, cap, $\frac{5}{16}$ -24NF-2 x 1 $\frac{3}{4}$	ea	2	%	%	%	%	H-1 X
H001-7025711			120214	WASHER, lock, $\frac{5}{16}$ in.....	ea	2	%	%	%	%	H-1 X
H007-0218080			44-T-5080-20	TUBING, seamless, size $\frac{5}{16}$ in.....	ft	†	%	%	%	%	H-7 X

0309—Fuel Filter											
G501-7744141		AC-1595823 WO-A1261	7744141	ELEMENT, assy	ea	1	%	%	1	1	X
G503-7703977		AC-1595848 WO-A7850	7703977	FILTER, fuel, assy (paper element) (issue until stock is exhausted, then use FILTER 7743726).	ea					†	X
G503-0183053		AC-1595235 WO-A1255	7727451	FILTER, fuel, auxiliary carburetor (assy) (brass element) (issue until stock is exhausted, then use FILTER 7743726).	ea					†	X
G503-7743726		AC-1504486	7743726	FILTER, fuel, w/bleed valve assy (brass element) (includes BUSHINGS, ELBOW and VALVE).	ea	1	%	%	%	%	X
H001-5455261	018-1637		181637	BOLT, mach, 3/8-24NF-3 x 1	ea	2	%	%	%	%	H-1 X
H001-4027541			225831	NUT, hex, 3/8-24NF-2	ea	2	%	%	%	%	H-1 X
H001-7025741			120382	WASHER, lock, 3/8 in	ea	2	%	%	%	%	H-1 X
H001-7043741			120394	WASHER, plain, 3/8 in	ea	2	%	%	%	%	H-1 X
G085-3002320		AC-853562 WO-A1257	A291727	GASKET, bowl cover screw (issue until stock is exhausted, then use GASKET SET WO-A6883).	ea					†	X
G085-3002280		AC-853558 WO-A1259	A291725	GASKET, cover (sediment bowl) (issue until stock is exhausted, then use GASKET SET WO-A6883).	ea					†	X
G085-3002300		AC-853572 WO-A1260	A291726	GASKET, element (issue until stock is exhausted, then use GASKET SET WO-A6883).	ea					†	X
G503-0194028		WO-A6883		GASKET SET	ea		%	%	4	6	X
		AC-853562 WO-A1257		Composed of: 1 GASKET, cover screw (subgroup 0309) ⁵							
		AC-853572 WO-A1260		1 GASKET, element (subgroup 0309) ⁵							
		AC-853558 WO-A1259		1 GASKET, sediment bowl (subgroup 0309) ⁵							
0312—Accelerator, Linkage and Choke Controls											
G503-7371451		FM-GPW9752 WO-633013	7371451	BLOCK, adjusting, throttle (control) rod	ea	1	%	%	1	1	X
G503-7368257		FM-GPW9751 WO-A1173	7368257	CLIP, throttle rod retracting spring (accelerator control rod return spring) (mounted under carburetor stud nut to manifold).	ea	1	%	%	1	1	X

For explanation of footnotes, see NOTES, page 96.

(1)	(2)	(3)	(4)	(5)	(6)	(7)	(8)				(9)
STOCK NO.	FEDERAL ITEM IDENTIFICATION NO.	MANUFACTURER'S PART NO.	ORDNANCE PART NO.	DESCRIPTION	UNIT OF ISSUE	QUANTITY IN-CORP. IN UNIT	ORGANIZATIONAL ALLOWANCES				REFERENCE SYMBOLS
							NO. OF MAJOR ITEMS PER				
							CO, BTRY OR TRP		BN		
1-15 (a)	16-35 (b)	36-85 (c)	86-186 (d)								
ORGANIZATIONAL SPARE PARTS FOR TRUCK—Continued											
GROUP 03—FUEL SYSTEM—Continued											
0312—Accelerator, Linkage and Choke Controls—Continued											
G503-7368258		FM-GPW9745 WO-639610	7368258	CLIP, throttle rod retracting spring (accelerator control rod return spring) (throttle control rod).	ea	1	%	%	1	1	X
G503-7371413		FM-GPW9731B WO-651298	7371413	CONNECTION, accelerator pedal (hinge) (issue until stock is exhausted, then use PEDAL 7743757).	ea					†	X
G503-7371407		SHA-PM943 WO-A1301 FM-GPW9700	7371407	CONTROL, choke, assy (23 $\frac{3}{4}$ in long) (issue until stock is exhausted, then use CONTROL 7371452).	ea					†	X
G503-7704013		FM-GPW9775 SHA-PM977 WO-A5106	7704013	CONTROL, throttle, assy (26 $\frac{7}{8}$ in long) (issue until stock is exhausted, then use CONTROL 7371452).	ea					†	X
G503-7371452		FM-GPW9775B WO-A7517	7371452	CONTROL, throttle or choke, assy (blank knob 26 $\frac{7}{8}$ in long).	ea	2	%	%	1	1	X
H001-4167601			120369	NUT, hex, $\frac{3}{8}$ -24NF-2.....	ea	1	%	%	%	%	H-1 X
H001-7021801			138542	WASHER, lock, $\frac{3}{8}$ in.....	ea	1	%	%	%	%	H-1 X
G503-7371453		FM-GPW9778 WO-A7518	7371453	KNOB, throttle or choke control, w/PLUNGER and WIRE, assy (blank 26 $\frac{7}{8}$ in long).	ea	2	%	%	1	1	X
G503-7371411		FM-GPW9726 WO-A1910	7371411	LEVER (pedal) cross shaft, w/BRACKET, assy.	ea	1	%	%	1	1	X
H001-4167521			120367	NUT, hex, $\frac{1}{4}$ -28NF-2.....	ea	1	%	%	%	%	H-1 X
H101-0144532			144532	STUD, $\frac{1}{4}$ -20NC ($\frac{3}{8}$) x $\frac{1}{4}$ -28NF-2 ($\frac{1}{16}$) x $\frac{7}{8}$.	ea	2	%	%	%	%	H-1 X
H001-7025681			120380	WASHER, lock, $\frac{1}{4}$ in.....	ea	2	%	%	%	%	H-1 X
G503-7371447		FM-GPW9735A WO-A1083	7371447	PEDAL, accelerator, assy (issue until stock is exhausted, then use PEDAL 7743757).	ea					†	X
G503-7371448		FM-GPW9735B WO-A6851	7371448	PEDAL, accelerator, w/HINGE and link (connecting ROD), assy (issue until stock is exhausted, then use PEDAL 7743757).	ea					†	X

G503-7743757		WO-640720	7743757	PEDAL, accelerator, w/HINGE and link (connecting ROD), assy.	ea	1	%	%	1	1		X
H101-0123854	102-3854		123854	BOLT, mach, No 10-24NC-2 x 1/2	ea	2	%	%	%	%	H-1	X
H001-4135661			120361	NUT, mach screw, No 10-24NC-2	ea	2	%	%	%	%	H-1	X
H001-7025621			120217	WASHER, lock, No 10	ea	2	%	%	%	%	H-1	X
H001-0811026			107761	PIN, cotter, 1/16 x 5/8 (pedal connecting rod)	ea	1	%	%	%	%	H-1	X
G503-7371450		FM-GPW9742	7371450	ROD (control), throttle	ea	1	%	%	1	1		X
		WO-A1175										
G503-7371409		FM-GPW9730	7371409	SHAFT, cross (pedal), assy (issue until stock is exhausted, then use LEVER 7371411).	ea					†		X
		WO-A1172										
G503-7371410		FM-GPW9739	7371410	SHAFT, cross (pedal), w/LEVER, assy (issue until stock is exhausted, then use LEVER 7371411).	ea					†		X
		WO-A1243										
G503-7371449		FM-GPW9737	7371449	SPRING (pedal) cross shaft	ea	1	%	%	1	1		X
		WO-632174										
G503-7371454		FM-GPW9795	7371454	SPRING, pedal hinge	ea	1	%	%	1	1		X
		WO-650483										
G503-7371455		FM-GPW9799	7371455	SPRING, retracting (return, pedal)	ea	1	%	%	1	1		X
		WO-633011										
G503-7371193		FM-GPW11474	7371193	STOP, choke or throttle control wire (issue until stock is exhausted, then use STOP 7371194).	ea					†		X
		WO-372438										
G503-7371194		FM-GPW11495	7371194	STOP, choke or throttle control wire, w/SCREW, assy.	ea	1	%	%	1	1		X
		WO-A8834										
H001-7043681			120392	WASHER, plain, 1/4 in (pedal connecting rod pin).	ea	1	%	%	%	%	H-1	X
GROUP 04—EXHAUST SYSTEM												
0401—Muffler, Exhaust and Tail Pipe												
G503-7371047		WO-A15498	7371047	BRACKET (support), exhaust pipe extension (deep mud type muffler).	ea	1	%	%	%	%		X
		FM-GPW5265										
H101-0215408			215408	SCREW, cap, 5/16-24NF-2 x 1	ea	1	%	%	%	%	H-1	X
H001-4027521			221157	NUT, hex, 5/16-24NF-2	ea	1	%	%	%	%	H-1	X
H001-7045561			120387	WASHER, plain, 5/16 in	ea	1	%	%	%	%	H-1	X
G503-7048734		WO-A9086	7048734	BRACKET (support), muffler front clamp (Willys) (deep mud type muffler).	ea	1	%	%	%	%		X
		FM-GPW5253										
H001-4027521			221157	NUT, hex, 5/16-24NF-2	ea	2	%	%	%	%	H-1	X
H101-0213901			213901	SCREW, cap, 5/16-24NF-2 x 5/8	ea	2	%	%	%	%	H-1	X
H001-7025711			120214	WASHER, lock, 5/16 in	ea	2	%	%	%	%	H-1	X
G503-7371048		WO-A9084	7371048	BRACKET (support), muffler rear clamp (deep mud type muffler).	ea	1	%	%	%	%		X
		FM-GPW5266										
H001-4171561			121917	NUT, hex, 5/16-24NF-3	ea	1	%	%	%	%	H-1	X
H001-5419861			121661	SCREW, cap, 5/16-24NF-3 x 1 (bracket to frame).	ea	1	%	%	%	%	H-1	X
H001-7025711			120214	WASHER, lock, 5/16 in	ea	1	%	%	%	%	H-1	X

(1) STOCK NO.	(2) FEDERAL ITEM IDENTIFI- CATION NO.	(3) MANUFACTURER'S PART NO.	(4) ORDNANCE PART NO.	(5) DESCRIPTION	(6) UNIT OF ISSUE	(7) QUAN- TITY IN- CORP. IN UNIT	(8) ORGANIZATIONAL ALLOWANCES				(9) REFERENCE SYMBOLS
							NO. OF MAJOR ITEMS PER				
							CO, BTRY OR TRP		BN		
							1-15 (a)	16-35 (b)	36-85 (c)	86-186 (d)	
ORGANIZATIONAL SPARE PARTS FOR TRUCK—Continued											
GROUP 04—EXHAUST SYSTEM —Continued											
0401—Muffler, Exhaust and Tail Pipe —Continued											
G503-7371044		WO-A657 FM-GPW5262	7371044	BRACKET, support, muffler	ea	2	%	%	%	%	X
H001-4167561			120368	NUT, hex, $\frac{5}{16}$ -24NF-2	ea	2	%	%	%	%	H-1 X
H001-5026421			213907	SCREW, cap, $\frac{5}{16}$ -24NF-2 x $\frac{7}{8}$	ea	2	%	%	%	%	H-1 X
H001-7025711			120214	WASHER, lock, $\frac{5}{16}$ in	ea	2	%	%	%	%	H-1 X
G503-7371050		WO-636004 FM-GPW5270	7371050	CLAMP, exhaust pipe	ea	1	%	%	%	%	X
H001-4027521			221157	NUT, hex, $\frac{5}{16}$ -24NF-2	ea	1	%	%	%	%	H-1 X
H101-0215435			215435	SCREW, cap, $\frac{5}{16}$ -24NF-2 x $1\frac{1}{8}$	ea	1	%	%	%	%	H-1 X
H001-7025711			120214	WASHER, lock, $\frac{5}{16}$ in	ea	1	%	%	%	%	H-1 X
H001-7045561			120387	WASHER, plain, $\frac{5}{16}$ in	ea	1	%	%	%	%	H-1 X
G503-7371043		WO-A9082 FM-GPW5251B	7371043	CLAMP, exhaust pipe (extension support bracket) (deep mud type muffler).	ea	1	%	%	%	%	X
H001-4027521			221157	NUT, hex, $\frac{5}{16}$ -24NF-2	ea	1	%	%	%	%	H-1 X
H101-0215408			215408	SCREW, cap, $\frac{5}{16}$ -24NF-2 x 1	ea	1	%	%	%	%	H-1 X
H001-7025711			120214	WASHER, lock, $\frac{5}{16}$ in	ea	1	%	%	%	%	H-1 X
H001-7045561			120387	WASHER, plain, $\frac{5}{16}$ in	ea	1	%	%	%	%	H-1 X
G503-7371042		WO-A1300 FM-GPW5251	7371042	CLAMP, exhaust pipe (to guard plate)	ea	1	%	%	%	%	X
H001-3015371	012-6353		126353	BOLT, sq-nk, $\frac{5}{16}$ -18NC-2A x $\frac{7}{8}$	ea	1	%	%	%	%	H-1 X
H001-4026521			220070	NUT, hex, $\frac{5}{16}$ -18NC-2	ea	2	%	%	%	%	H-1 X
H001-5026121			216921	SCREW, cap, $\frac{5}{16}$ -18NC-2 x $\frac{3}{4}$	ea	1	%	%	%	%	H-1 X
H001-7025711			120214	WASHER, lock, $\frac{5}{16}$ in	ea	2	%	%	%	%	H-1 X
H001-7043711			120393	WASHER, plain, $\frac{5}{16}$ in (used as spacer).	ea	1	%	%	%	%	H-1 X
G503-7371045		WO-A655 FM-GPW5264 FM-GPW5264A	7371045	CLAMP, support, muffler (round type)	ea	2	%	%	%	%	X
H001-4027521			221157	NUT, hex, $\frac{5}{16}$ -24NF-2	ea	2	%	%	%	%	H-1 X

H001-5026451		214063	SCREW, cap, $\frac{5}{16}$ -24NF-2 x $1\frac{1}{2}$	ea	2	%	%	%	%	H-1	X
H001-7025711		120214	WASHER, lock, $\frac{5}{16}$ in.....	ea	2	%	%	%	%	H-1	X
G503-7371046		7371046	CLAMP, support. muffler (oval type).....	ea	1	%	%	%	%		X
H001-4027521		221157	NUT, hex, $\frac{5}{16}$ -24NF-2.....	ea	1	%	%	%	%	H-1	X
H001-5026451		214063	SCREW, cap, $\frac{5}{16}$ -24NF-2 x $1\frac{1}{2}$	ea	1	%	%	%	%	H-1	X
H001-7025711		120214	WASHER, lock, $\frac{5}{16}$ in.....	ea	1	%	%	%	%	H-1	X
G503-7371053		7371053	CLAMP, tail pipe (oval type muffler).....	ea	1	%	%	%	%		X
H001-4027521		221157	NUT, hex, $\frac{5}{16}$ -24NF-2.....	ea	1	%	%	%	%	H-1	X
H101-0215435		215435	SCREW, cap, $\frac{5}{16}$ -24NF-2 x $1\frac{1}{8}$	ea	1	%	%	%	%	H-1	X
H001-7025711		120214	WASHER, lock, $\frac{5}{16}$ in.....	ea	1	%	%	%	%	H-1	X
H001-7045561		120387	WASHER, plain, $\frac{5}{16}$ in.....	ea	1	%	%	%	%	H-1	X
G503-7371039		7371039	EXTENSION, exhaust pipe (deep mud type muffler).	ea	1	%	%	%	%		X
G503-7371049		7371049	FLANGE, exhaust pipe (used w/PIPE, WO-A8101).	ea	1	%	%	%	%		X
H001-5454761	018-0132	180132	BOLT, mach, $\frac{3}{8}$ -16NC-3 x $2\frac{1}{4}$	ea	1	%	%	%	%	H-1	X
H101-0503155		503155	NUT, hex, $\frac{3}{8}$ -16NC-2.....	ea	1	%	%	%	%	H-1	X
H001-7025741		120382	WASHER, lock, $\frac{3}{8}$ in.....	ea	1	%	%	%	%	H-1	X
G503-7371390		7371390	GASKET, exhaust pipe flange to manifold (also available as part of GASKET SETS FM-GPW18387B and WO-640635).	ea	1	%	%	%	%		X
G503-7371000		7371000	MUFFLER, deep mud type muffler w/tail PIPE, assy.	ea	1	%	%	%	%		X
G503-7332019		7332019	MUFFLER, oval type, assy.....	ea	1	%	%	%	%		X
G503-7704110		7704110	MUFFLER, round type, assy (issue until stock is exhausted, then use MUFFLER 7332019, CLAMPS 7371053 and 7371046).	ea						†	X
G503-7371038		7371038	PIPE, exhaust, assy (includes FLANGE, flexible CONNECTOR and INSERT) (note 1).	ea	1	%	%	%	%		X
H101-0503113		503113	NUT, hex, $\frac{3}{8}$ -24NF-2.....	ea	2	%	%	%	%	H-1	X
H101-0215547		215547	SCREW, cap, $\frac{3}{8}$ -24NF-2 x $1\frac{3}{8}$	ea	1	%	%	%	%	H-1	X
H101-0191992		191992	STUD, $\frac{3}{8}$ -16NC x $\frac{3}{8}$ -24NF-2 x $1\frac{5}{16}$...	ea	1	%	%	%	%	H-1	X
G503-7371040		7371040	PIPE, exhaust, w/welded FLANGE and band STRAP, assy (issue until stock is exhausted, then use PIPE 7371041).	ea						†	X
G503-7371041		7371041	PIPE, exhaust, w/welded FLANGE, assy...	ea	1	%	%	%	%		X
H001-4165600		114547	NUT, hex, $\frac{3}{8}$ -24NF-2.....	ea	1	%	%	%	%	H-1	X
H101-0219432		219432	NUT, hex, $\frac{3}{8}$ -16NC-2.....	ea	1	%	%	%	%	H-1	X
H101-0215547		215547	SCREW, cap, $\frac{3}{8}$ -24NF-2 x $1\frac{3}{8}$	ea	1	%	%	%	%	H-1	X
G503-7734419		7734419	STUD, $\frac{3}{8}$ -16NC x $\frac{3}{8}$ -24NF-2 x $1\frac{3}{8}$...	ea	1	%	%	%	%		X

(1) STOCK NO.	(2) FEDERAL ITEM IDENTIFI- CATION NO.	(3) MANUFACTURER'S PART NO.	(4) ORDNANCE PART NO.	(5) DESCRIPTION	(6) UNIT OF ISSUE	(7) QUAN- TITY IN- CORP. IN UNIT	(8) ORGANIZATIONAL ALLOWANCES				(9) REFERENCE SYMBOLS
							NO. OF MAJOR ITEMS PER				
							CO. BTRY OR TRP		BN		
							1-15 (a)	16-35 (b)	36-85 (c)	86-188 (d)	
ORGANIZATIONAL SPARE PARTS FOR TRUCK—Continued											
GROUP 05—COOLING SYSTEM											
0501—Radiator and Expansion Tank											
G503-7347343		WO-A6942	7347343	CAP, filler assy (neck) (used w/RADIATOR WO-A6491) (issue until stock is exhausted, then use CAP 7347601).	ea					†	X
G503-7347601		AC-850573	7347601	CAP, filler neck, w/SEAL, assy (pressure type).	ea	1	%	%	1	1	X
G503-0131549		AC-846709 WO-A1215	7734710	CAP (filler neck), radiator and surge tank (pressure type) (issue until stock is exhausted, then use CAP 7347601).	ea					†	X
G501-5262210		AC-846732 WO-A1216	A262210	GASKET, radiator filler (neck) cap (used w/CAP WO-A1215).	ea	1	%	%	1	2	X
G503-7347342		WO-A6941	7347342	RADIATOR, w/TANK and SHROUD, assy (used on vehicles equipped w/surge TANK).	ea	1			%	%	X
G503-7371375		WO-A1214	7371375	RADIATOR, w/TANK and SHROUD, assy.	ea	1			%	%	X
H101-0126452	012-6452		126452	BOLT, sq-nk, 1/16-14NC-2 x 1 1/2	ea	2			%	%	H-1 X
H001-4167621			124573	NUT, hex, 1/16-14NC-2	ea	4			%	%	H-1 X
H001-7124761			178571	WASHER, lock, internal-external teeth, 1/16 x 1.070.	ea	2			%	%	H-1 X
H001-7043771			120395	WASHER, plain, 1/16 in.	ea	2			%	%	H-1 X
G503-7701327		WO-A4413	7701327	SHIM, radiator to support bracket.	ea	2			%	%	X
0503—Water Lines, Hoses, Pipes and Fittings											
H006-0502910			502910	CLAMP, hose, 5/8 in (expansion tank to radiator pipe hose).	ea	4	%	%	%	%	H-6 X
H006-0502920			502920	CLAMP, hose, 1 1/8 in (radiator water hose).	ea	8	%	%	%	%	H-6 X
H106-0103647			103647	COCK, drain, 1/4 in male pipe end.	ea	1	%	%	%	%	H-6 X

G503-7371377	FM-GPW8250 WO-A1192	7371377	ELBOW, water outlet.....	ea	1	%	%	%	%		X
H101-0214388		214388	SCREW, cap, 3/8-16NC-2 x 1 1/8.....	ea	3	%	%	%	%	H-1	X
H001-7025741		120382	WASHER, lock, 3/8 in.....	ea	3	%	%	%	%	H-1	X
G503-0194030	FM-GPW8255 WO-639650		GASKET, outlet elbow (thermostat housing) (also available as part of GASKET SETS 7371419 and 7744322).	ea	1	%	%	1	2		X
G503-0217817	FM-GPW8260 WO-A5164		HOSE (outlet), pump to radiator (issue until stock is exhausted, then use PIPE 7371378 and (2) HOSE 7371379).	ea						†	X
H007-0100170		33-H-773	HOSE, radiator, ID 1 1/2 in.....	ft	†	%	%	%	%	H-7	X
G503-7744328	WO-A6946	7744328	HOSE (expansion tank) radiator to surge tank pipe (5/16 in ID x 2 3/4 in long).	ea	2	%	%	2	2		X
G503-7371379	FM-GPW8284 WO-A592	7371379	HOSE, radiator water outlet, lower (pipe) (1 1/2 in ID x 4 1/4 in long) (issue until stock is exhausted, then use HOSE 33-H-773).	ea						†	X
G503-0217818	FM-GPW8286 WO-A6127		HOSE, thermostat to housing (housing to pipe) (issue until stock is exhausted, then use PIPE 7371380 and (2) HOSE 7371379).	ea						†	X
G503-7697863	WO-A6945	7697863	PIPE (expansion tank) radiator to surge tank.	ea	1	%	%	1	1		X
G503-7371380	FM-GPW8290 WO-A6374	7371380	PIPE, radiator water inlet (8 1/2 in long).....	ea	1	%	%	1	1		X
G503-7371378	FM-GPW8269 WO-636109	7371378	PIPE, radiator water outlet (7.88 in long)...	ea	1	%	%	1	1		X
G503-7371386	FM-GPW8578 WO-639651	7371386	RETAINER, water control thermostat.....	ea	1	%	%	1	1		X
G503-0400093	HR-3108628 FM-GPW8575 WO-637646		THERMOSTAT, water control, assy.....	ea	1	%	%	1	1		X
0504—Water Pump											
G503-0194016	WO-637053		GASKET, water pump to cylinder block (also available as part of KIT 7371595).	ea	1			%	%		X
G503-0345896	WO-639992		PUMP, water, assy (issue until stock is ex- hausted, then use PUMP 7348850).	ea						†	X
G503-7348850	WO-649844	7348850	PUMP, water, assy.....	ea	1			%	%		X
H001-5453161	018-0078	180078	BOLT, mach, 5/16-18NC-3 x 1/8.....	ea	3			%	%	H-1	X
H001-5026201		213705	SCREW, cap, 5/16-18NC-2 x 2 1/2.....	ea	1			%	%	H-1	X
H001-7025711		120214	WASHER, lock, 5/16 in.....	ea	4			%	%	H-1	X
0505—Fan, Fan Belts and Pulleys											
G503-7351915		7351915	BELT, drive, fan and generator (used w/12 volt GENERATOR).	ea	1	1	2	3	4		X
H017-0507226		507226	BELT, fan (used w/6 volt GENERATOR)..	ea	1	1	2	3	4	H-17	X

(1) STOCK NO.	(2) FEDERAL ITEM IDENTIFICATION NO.	(3) MANUFACTURER'S PART NO.	(4) ORDNANCE PART NO.	(5) DESCRIPTION	(6) UNIT OF ISSUE	(7) QUANTITY IN-CORP. IN UNIT	(8) ORGANIZATIONAL ALLOWANCES				(9) REFERENCE SYMBOLS	
							NO. OF MAJOR ITEMS PER					
							CO, BTRY OR TRP		BN			
							1-15 (a)	16-35 (b)	36-85 (c)	86-186 (d)		
ORGANIZATIONAL SPARE PARTS FOR TRUCK—Continued												
GROUP 05—COOLING SYSTEM—Continued												
0505—Fan, Fan Belts and Pulleys—Continued												
G503-7036577			7036577	FAN (blade).....	ea	1	%	%	%	%		X
H101-0426575			426575	BOLT, hex-hd, 1/4-20NC-2 x 5/8.....	ea	4	%	%	%	%	H-1	X
H001-7025681			120380	WASHER, lock, 1/4 in.....	ea	4	%	%	%	%	H-1	X
G503-7371382		WO-636299	7371382	PULLEY, fan and water pump driver (used w/6 volt GENERATOR).	ea	1	%	%	%	%		X
G503-7713402			7713402	PULLEY, fan and water pump (used w/12 volt GENERATOR).	ea	1	%	%	%	%		X
GROUP 06—ELECTRICAL SYSTEM												
0601.1—Generator (6 Volt)												
G503-7371188		WO-A1468 FM-GPW10176	7371188	BOLT, shoulder, hex-hd, S, 3/8-24 x 7/8 (pivot, mounting brace).	ea	1	%	%	%	%		X
G503-7371551		WO-A1399 FM-GPW10143	7371551	BRACE (mounting), short.....	ea	1	%	%	%	%		X
H001-4167541			120376	NUT, hex, 5/16-18NC-2.....	ea	1	%	%	%	%	H-1	X
H101-0215369			215369	SCREW, cap, 5/16-18NC-2 x 1 1/4.....	ea	1	%	%	%	%	H-1	X
H001-7124911			178532	WASHER, lock, internal-external teeth, 5/16 x 0.900.	ea	1	%	%	%	%	H-1	X
G503-7371554		WO-A1491 FM-GPW10153A	7371554	BRACE (mounting), w/HANDLE, assy....	ea	1	%	%	%	%		X
G503-7371189		WO-A1470 FM-GPW10177	7371189	BUSHING, mounting, brace.....	ea	1	%	%	%	%		X
45-C-9272			45-C-9272	CUP, oil, drive 1/4 in (used w/GENERATORS AL-GEG5002D and AL-GEG5001A).	ea	1	%	%	%	%	H-16	X

G503-7734389	AL-GEG5101D WO-A10048 FM-GPW10000A3	7734389	GENERATOR, assy (used w/GENERATORS AL-GEG5002D and AL-GEG5001A).	ea	1	%	%	1	2		X
G503-7371754	WO-A1397 FM-355455S	7371754	BOLT.....	ea	2	%	%	1	2		X
H001-4027521		221157	NUT, hex, $\frac{5}{16}$ -24NF-2.....	ea	2	%	%	%	%	H-1	X
G503-7371865	WO-A1401 FM-356371S7	7371865	WASHER.....	ea	2	%	%	1	2		X
H001-7025711		120214	WASHER, lock, $\frac{5}{16}$ in.....	ea	1	%	%	%	%	H-1	X
G121-0196300	AL-GEG5002D WO-A5992 FM-GPW10000A		GENERATOR, assy (used w/GENERATORS 7734389 and AL-GEG5001A) (issue until stock is exhausted, then use GENERATOR 7734389).	ea					†		X
G503-0196299	AL-GEG5001A WO-A1246 FM-GPW10000		GENERATOR, assy (used w/GENERATORS AL-GEG5002D and 7734389).	ea	1	%	%	1	2		X
G503-7371190	WO-A1395 FM-GPW10178A	7371190	INSULATOR, support (rubber).....	ea	2	%	%	%	%		X
G503-7706732	AL-SP484	7706732	PULLEY, drive, w/o SPACER (issue until stock is exhausted, then use PULLEY 7707063).	ea					†		X
G716-7734834	AL-SP484A	7734834	PULLEY, drive, w/SPACER, assy (issue until stock is exhausted, then use PULLEY 7707063).	ea					†		X
G503-7707063	AL-SP484AS	7707063	PULLEY, drive, w/SPACER (assy).....	ea	1	%	%	1	2		X
H001-4220661		125366	NUT, slotted, $\frac{1}{2}$ -20NF-2.....	ea	1	%	%	%	%	H-1	X
H001-0811040		103374	PIN, cotter, $\frac{3}{32}$ x 1.....	ea	1	%	%	%	%	H-1	X
H001-7043801		120396	WASHER, plain, $\frac{1}{2}$ in.....	ea	1	%	%	%	%	H-1	X
G503-7371555	WO-A1469 FM-GPW10155	7371555	SPRING, support (mounting) brace.....	ea	1	%	%	%	%		X
G503-7371187	WO-A1392 FM-GPW10166	7371187	SUPPORT, assy.....	ea	1	%	%	%	%		X
H001-5026731		213600	SCREW, cap, $\frac{3}{8}$ -16NC-2 x $\frac{7}{8}$	ea	2	%	%	%	%	H-1	X
H001-7025741		120382	WASHER, lock, $\frac{3}{8}$ in.....	ea	2	%	%	%	%	H-1	X
0601.5—Generator (12 Volt)											
G503-7242388		7352388	BRACE, generator.....	ea	1	%	%	%	%		X
G503-7713901	AL-GDJ4808	7713901	GENERATOR (w/o PULLEY), assy.....	ea	1	%	%	1	1		X
G503-7713899		7713899	BOLT, shoulder, hex-hd, S, $\frac{3}{8}$ -24NF-2, $\frac{3}{4}$ across flats, 2.42 overall.	ea	1	%	%	1	1		X
G503-7713900		7713900	BOLT, shoulder, hex-hd, S, $\frac{3}{8}$ -24NF-2, $\frac{3}{4}$ across flats, 2.55 overall.	ea	1	%	%	1	1		X
H001-4167605		114942	NUT, hex, $\frac{3}{8}$ -24NF-2.....	ea	2	%	%	%	%	H-1	X
H001-7025741		120382	WASHER, lock, $\frac{3}{8}$ in.....	ea	2	%	%	%	%	H-1	X

(1) STOCK NO.	(2) FEDERAL ITEM IDENTIFI- CATION NO.	(3) MANUFACTURER'S PART NO.	(4) ORDNANCE PART NO.	(5) DESCRIPTION	(6) UNIT OF ISSUE	(7) QUAN- TITY IN- CORP. IN UNIT	(8) ORGANIZATIONAL ALLOWANCES				(9) REFERENCE SYMBOLS
							NO. OF MAJOR ITEMS PER				
							CO, BTRY OR TRP		BN		
							1-15 (a)	16-35 (b)	36-85 (c)	86-186 (d)	
ORGANIZATIONAL SPARE PARTS FOR TRUCK—Continued											
GROUP 06—ELECTRICAL SYSTEM —Continued											
0601.5—Generator (12 Volt)—Continued											
GENERATOR—Continued											
G503-7713401			7713401	WASHER, flat, S, 0.40 ID, 1.12 OD, 0.0897 thk (plain).	ea	2	%	%	1	1	X
H001-7045651			120390	WASHER, plain, 1/2 in.	ea	4	%	%	%	%	H-1 X
G503-7713902			7713902	PULLEY, drive.	ea	1	%	%	1	1	X
H001-4167681			120371	NUT, hex, 1/2-20NF-2.	ea	1	%	%	%	%	H-1 X
H001-7025801			120384	WASHER, lock, 1/2 in.	ea	1	%	%	%	%	H-1 X
G503-7713380			7713380	SPACER, generator (mounting), brace.	ea	1	%	%	%	%	X
G503-7713903			7713903	SPACER, generator (mounting bracket), front end plate.	ea	1	%	%	%	%	X
0602.1—Generator Regulator (6 Volt)											
G121-0367250		AL-VRY4203A AL-VRY4203B AL-VRY4203C AL-VRY4203D AL-VRY4203F		REGULATOR, generator, assy (optional with REGULATOR 7337495).	ea	1	%	%	%	%	X
G540-7337495		AL-VRY4203G	7337495	REGULATOR, generator, assy (optional with REGULATORS AL-VRY4203A, AL-VRY4203B, AL-VRY4203C, AL- VRY4203D and AL-VRY4203F).	ea	1	%	%	%	%	X
H101-0215411			215411	SCREW, cap, 5/16-24NF-2 x 1 1/4.	ea	4	%	%	%	%	H-1 X
H001-7025711			120214	WASHER, lock, 5/16 in.	ea	4	%	%	%	%	H-1 X
H001-7043711			120393	WASHER, plain, light, 5/16 in.	ea	2	%	%	%	%	H-1 X
H001-7045561			120387	WASHER, plain, U S std, 5/16 in.	ea	2	%	%	%	%	H-1 X

			0602.3—Generator Regulator (12 Volt)								
G503-7371991	AL-VRH4104E1	7371991	REGULATOR, generator, assy.....	ea		%	%	%	%		X
H101-0215411		215411	SCREW, cap, 5/16-24NF-2 x 1 1/4.....	ea	4	%	%	%	%	H-1	X
H001-7025711		120214	WASHER, lock, 5/16 in.....	ea	4	%	%	%	%	H-1	X
H001-7043711		120393	WASHER, plain, light, 5/16 in.....	ea	2	%	%	%	%	H-1	X
H001-7045561		120387	WASHER, plain, U S std, 5/16 in.....	ea	2	%	%	%	%	H-1	X
			0603.1—Starter (6 Volt)								
G503-7538738	WO-A1454	7538738	CABLE, switch to starter, w/TERMINALS, assy.	ea	1	%	%	%	%		X
G503-0295838	FM-GPW14431		STARTER, (w/o Bendix drive), assy (issue until stock is exhausted, then use STARTER AL-MZ4113).	ea						†	X
G503-0295835	AL-MZ4113		STARTER, 6 v, assy.....	ea	1	%	%	1	1		X
	WO-A1245										
	FM-GPW11001										
	FM-GPW11001A										
H101-0215453		215453	SCREW, cap, 3/8-16NC-2 x 1 1/4.....	ea	2	%	%	%	%	H-1	X
H001-7025741		120382	WASHER, lock, 3/8 in.....	ea	2	%	%	%	%	H-1	X
G503-7048207	AL-SW4301U	7048207	SWITCH, assy.....	ea	1	%	%	%	%		X
	WO-A17143										
H101-0224022		224022	BOLT, hex-hd, 1/4-28NF-2 x 1/2.....	ea	2	%	%	%	%	H-1	X
H001-4027501		218584	NUT, hex, 1/4-28NF-2.....	ea	2	%	%	%	%	H-1	X
H001-7025681		120380	WASHER, lock, 1/4 in.....	ea	2	%	%	%	%	H-1	X
			0603.3—Starter (12 Volt)								
G503-7538738	FM-GPW14431	7538738	CABLE, switch to starter, w/TERMINALS, assy.	ea	1	%	%	%	%		X
G503-7713415	WO-A1454										
	FM-GPA11001	7713415	STARTER, assy (issue until stock is exhausted, then use STARTER 7744103).	ea						†	X
G503-7744103	AL-MZ4124	7744103	STARTER, assy.....	ea	1	%	%	1	1		X
	WO-A7679										
H101-0215453		215453	SCREW, cap, 3/8-16NC-2 x 1 1/4.....	ea	2	%	%	%	%	H-1	X
H001-7025741		120382	WASHER, lock, 3/8 in.....	ea	2	%	%	%	%	H-1	X
			0604.1—Distributor								
G503-7540191	AL-IG1324D	7540191	C A P, assy (Used w/D I S T R I B U T O R 7706808).	ea	1	%	%	%	%		X
	WO-A9307										
	FM-GPW12106B										

(1) STOCK NO.	(2) FEDERAL ITEM IDENTIFICATION NO.	(3) MANUFACTURER'S PART NO.	(4) ORDNANCE PART NO.	(5) DESCRIPTION	(6) UNIT OF ISSUE	(7) QUANTITY IN-CORP. IN UNIT	(8) ORGANIZATIONAL ALLOWANCES				(9) REFERENCE SYMBOLS	
							NO. OF MAJOR ITEMS PER					
							CO, BTRY OR TRP		BN			
							1-15 (a)	16-35 (b)	36-85 (c)	86-186 (d)		
ORGANIZATIONAL SPARE PARTS FOR TRUCK—Continued												
GROUP 06—ELECTRICAL SYSTEM—Continued												
0604.1—Distributor—Continued												
G503-0131548		AL-IG1324 WO-A1655 FM-GPW12106		CAP, assy (Used w/DISTRIBUTOR AL-IGC4705).	ea	1	%	%	%	%		X
G507-5346776		AL-IGW3139 FM-GPW12300	A346776	CAPACITOR, ignition, assy.....	ea	1	%	%	1	2		X
H001-1026052	011-7271		117271	BOLT, mach, No 6-32NC-2 x 3/16.....	ea	1	%	%	%	%	H-1	X
H001-1518003			106495	WASHER, lock, med, No 6 (Used w/DISTRIBUTOR 7706808).	ea	2	%	%	%	%	H-1	X
H001-1517003			118872	WASHER, lock, light, No. 6 (Used w/DISTRIBUTOR AL-IGC4705).	ea	2	%	%	%	%	H-1	X
G503-0152015		AL-IGC4705 WO-A1244 FM-GPW12100		DISTRIBUTOR, assy (issue until stock is exhausted, then use DISTRIBUTOR 7706808).	ea						†	X
G503-7706808		AL-IAD4008 WO-A9075 FM-GPW12100B	7706808	DISTRIBUTOR, assy (dust proof).....	ea	1	1	1	1	1		X
G503-0373638		AL-IG1657R WO-A1658 FM-GPW12200		ROTOR, assy.....	ea	1	1	1	2	2		X
0605—Ignition Coil, Wiring, and Spark Plugs												
H005-0812535			15-C-2250	CABLE, automotive, AWG No 14.....	ft	†	%	%	%	%	H-5	X
H005-0812320			15-C-2145	CABLE, automotive, AWG No 16.....	ft	†	%	%	%	%	H-5	X
G503-7371200		FM-GPW12298B WO-A1420	7371200	CABLE, coil, secondary (distributor, w/SUPPRESSOR, assy) (9 1/8 in) (issue until stock is exhausted, then use CABLE 15-C-2145, SUPPRESSOR 500321 and TERMINAL 507105).	ea						†	X

G503-7713378	WO-A5083 FM-GPW14321	7713378	CABLE, coil to distributor (primary) (9 $\frac{1}{8}$ in) (issue until stock is exhausted, then use CABLE 15-C-2250 and TERMINAL 507092).	ea						†	X
G503-7371199	FM-GPW12287 WO-A1412	7371199	CABLE, spark plug, No 1 (w/SUPPRESSOR, assy) (18 $\frac{7}{8}$ in) (issue until stock is exhausted, then use CABLE 15-C-2145, SUPPRESSOR 500321 and TERMINAL 507105).	ea						†	X
G503-7371197	FM-GPW12284 WO-A1414	7371197	CABLE, spark plug, No 2 (w/SUPPRESSOR, assy) (14 $\frac{3}{4}$ in) (issue until stock is exhausted, then use CABLE 15-C-2145, SUPPRESSOR 500321 and TERMINAL 507105).	ea						†	X
G503-7371196	FM-GPW12283 WO-A1416	7371196	CABLE, spark plug, No 3 (w/SUPPRESSOR, assy) (13 $\frac{1}{4}$ in) (issue until stock is exhausted, then use CABLE 15-C-2145, SUPPRESSOR 500321 and TERMINAL 507105).	ea						†	X
G503-7371198	FM-GPW12286 WO-A1418	7371198	CABLE, spark plug, No 4 (w/SUPPRESSOR, assy) (13 $\frac{5}{8}$ in) (issue until stock is exhausted, then use CABLE 15-C-2145, SUPPRESSOR 500321 and TERMINAL 507105).	ea						†	X
G503-7347331	FM-11A12425 WO-A1096	7347331	CAP, spark plug, insulator	ea	4	%	%	%	%		X
G503-7713377		7713377	COIL, ignition (12 volts)	ea	1	%	%	%	%		X
G503-7744196	AL-IG6009 WO-647820	7744196	COIL, ignition, w/BRACKET, assy (6 volt) (issue until stock is exhausted, then use COIL 7539923).	ea						†	X
G503-0139784	AL-IG4070L		COIL, ignition, w/BRACKET and WASHER, assy (6 volt) (issue until stock is exhausted, then use COIL 7539923).	ea						†	X
G503-7706811	AL-IG4090A	7706811	COIL, ignition, w/BRACKET, assy (6 volt) (issue until stock is exhausted, then use COIL 7539923).	ea						†	X
G503-7539923	AL-CR6009 WO-649712	7539923	COIL, ignition, w/BRACKET, assy (6 volt).	ea	1	%	%	%	%		X
H001-4167521		120367	NUT, hex, $\frac{1}{4}$ -28NF-2	ea	2	%	%	%	%	H-1	X
G740-7372580	WO-635886	7372580	STUD, cd-pltd, $\frac{1}{4}$ -20NC x 1 x 1 $\frac{1}{4}$ -28NF-2.	ea	2	%	%	%	%		X
H001-7124701		174916	WASHER, lock, internal-external teeth, $\frac{1}{4}$ x 0.760.	ea	2	%	%	%	%	H-1	X
H001-7043681		120392	WASHER, plain, $\frac{1}{4}$ in	ea	4	%	%	%	%	H-1	X

(1)	(2)	(3)	(4)	(5)	(6)	(7)	(8)				(9)	
STOCK NO.	FEDERAL ITEM IDENTIFICATION NO.	MANUFACTURER'S PART NO.	ORDNANCE PART NO.	DESCRIPTION	UNIT OF ISSUE	QUANTITY IN-CORP. IN UNIT	ORGANIZATIONAL ALLOWANCES				REFERENCE SYMBOLS	
							NO. OF MAJOR ITEMS PER					
							CO, BTRY OR TRP		BN			
1-15 (a)	16-35 (b)	36-85 (c)	86-186 (d)									
ORGANIZATIONAL SPARE PARTS FOR TRUCK—Continued												
GROUP 06—ELECTRICAL SYSTEM—Continued												
0605—Ignition Coil, Wiring, and Spark Plugs—Continued												
H102-0150189		WO-637863 FM-GPW01A12410	150189	GASKET, annular, 14mm (spark plug) (also available as part of GASKET SETS 7371419 and 7744322).	ea	4	%	%	%	%	H-2	X
G503-7330900		FM-GPW18364B	7330900	KIT, repair, ignition wiring (issue until stock is exhausted, then use CABLES 15-C-2250, 15-C-2145, (5) TERMINAL 507105 and (2) TERMINAL 507092).	ea						†	X
H004-0345000			120095	NIPPLE, insulating, distributor, 7mm cable, rubber, 9/16 in ID body.	ea	5	%	%	%	%	H-4	X
H004-0501010			501010	PLUG, spark, 14mm, med, heat range, 1 3/16 in hex, 3/8 in. thd lgh.	ea	4	4	4	12	16	H-4	X
H004-0366540			507092	TERMINAL, cable, solder, eyelet, sgle-ear, cop or br, tnd, 0.040 in thk, 3/16 in cable opng, hole for No 10 screw (coil primary cable).	ea	2	%	%	%	%	H-4	X
H004-0368000			507105	TERMINAL, distributor cable, solderless, br, 7mm cable (coil and spark plug cable).	ea	5	%	%	%	%	H-4	X
0607—Instrument Panel Gages, Switches, and Circuit Breakers												
G503-7744942		WO-5231 FM-GPW10850	7744942	AMMETER, assy (35 amp) (issue until stock is exhausted, then use AMMETER 7341364).	ea						†	X
G503-7341364		AL-10311A WO-A8186 FM-GPW10850B	7341364	AMMETER, assy (50 amp).....	ea	1	%	%	%	%		X

G508-7000418		DM-53097A WO-A1349 FM-GPW12250C	7000418	BREAKER, circuit, 30 amp, assy (headlight switch) (used with SWITCH 506605).	ea	1	%	%	%	%		X
G503-0125900		WO-A1733 FM-GPW12250A		BREAKER, circuit, 5 amp, assy (instrument and horn) (issue until stock is exhausted, then use BREAKER 7016441).	ea						†	X
G503-0125901		WO-A15804 WO-A1734 FM-GPW12250E FM-GPW12250B	A307580 7016441	BREAKER, circuit, 5 amp, assy (instrument and horn) (dust proof).	ea	2	%	%	%	%		X
H001-5147561	013-2764		132764	BOLT, mach, No 8-32NC-2 x 5/8.....	ea	4	%	%	%	%	H-1	X
H001-4135621			120622	NUT, mach screw, No 8-32NC-2.....	ea	4	%	%	%	%	H-1	X
H001-7025591			121841	WASHER, lock, No 8.....	ea	4	%	%	%	%	H-1	X
G503-7037380		WO-A1347 DM-5943	7037380	CONTROL, locknut, blackout light switch, assy (issue until stock is exhausted, then use SWITCH 506605).	ea						†	X
G116-0400771		WO-A8184 FM-GPW9280		GAGE, fuel, level, assy.....	ea	1	%	%	%	%		X
G121-0194050		WO-A8190 FM-GPW9273	7056073	GAGE, oil, pressure, assy.....	ea	1	%	%	%	%		X
G503-0232469		WO-A8188 FM-GPW10883		GAGE, water temperature, assy.....	ea	1	%	%	%	%		X
G503-7036866		DM-5944 WO-A1348	7036866	KNOB (blackout) light switch, w/SCREW, assy (issue until stock is exhausted, then use SWITCH 506605).	ea						†	
G503-7088755		WO-A1352 DM-5999	7088755	KNOB (panel light switch, w/set SCREW), assy (issue until stock is exhausted, then use SWITCH 506602).	ea						†	X
H104-0115273			115273	LAMP, elec, incand, min, 6-8 v, sgle-tun-fil, No 51, 1 cp (sgle contact min-bay-base, G-3 1/2 bulb, C-2R fil) (panel light).	ea	2	%	%	1	2	H-4	X
H104-0131282			131282	LAMP, elec, incand, min, 12-16 v, sgle-tun-fil, No 53, 1 (nominal) cp (sgle contact min-bay-base, G-3 1/2 bulb, C-2R fil) (panel light).	ea	2	%	%	1	2	H-4	X
G503-5381088		WO-A11868	A381088	LEVER, blackout light switch (used with SWITCH 506605).	ea	1	%	%	%	%		X
H004-0504780			504780	SHIELD, instrument light, 12 prong, S (panel).	ea	2	%	%	%	%	H-4	X
G503-7371305		WO-A1411 FM-GPW13710	7371305	SOCKET, lamp cable (instrument light, w/-CABLE), assy.	ea	1	%	%	%	%		X
H004-0506605			506605	SWITCH, blackout light, push-pull, safety lock, 4-position, assy (7 circuits).	ea	1	%	%	%	%	H-4	X
G503-7706648		FM-GPW3686	7706648	SWITCH, ignition, assy (key type) (issue until stock is exhausted, then use SWITCH 7088753).	ea						†	X

(1) STOCK NO.	(2) FEDERAL ITEM IDENTIFI- CATION NO.	(3) MANUFACTURER'S PART NO.	(4) ORDNANCE PART NO.	(5) DESCRIPTION	(6) UNIT OF ISSUE	(7) QUAN- TITY IN- CORP. IN UNIT	(8) ORGANIZATIONAL ALLOWANCES				(9) REFERENCE SYMBOLS	
							NO. OF MAJOR ITEMS PER					
							CO, BTRY OR TRP		BN			
							1-15 (a)	16-35 (b)	36-85 (c)	86-186 (d)		
ORGANIZATIONAL SPARE PARTS FOR TRUCK—Continued												
GROUP 06—ELECTRICAL SYSTEM —Continued												
0607—Instrument Panel Gages, Switches and Circuit Breakers—Continued												
G513-7088753		FM-GPW3686B	7088753	SWITCH, ignition, assy (lever type).....	ea	1	%	%	%	%		X
H004-0506602			506602	SWITCH, light, push-pull, 2-position, assy (panel light).	ea	1	%	%	%	%	H-4	X
0608—Miscellaneous Switches and Junction Blocks												
G503-7371572		FM-GPW14448B	7371572	BLOCK, assy (junction) (2 post) (issue until stock is exhausted, then use BLOCK 7371571).	ea						†	X
G503-7371571		WO-639599 FM-GPW14448C	7371571	BLOCK, junction, 2 post, assy.....	ea	1	%	%	%	%		X
H001-5148271			120222	SCREW, mach, No 10-24NC-2 x 5/8...	ea	4	%	%	%	%	H-1	X
H001-7025621			120217	WASHER, lock, No 10.....	ea	2	%	%	%	%	H-1	X
G503-7371572		FM-GPW14448B	7371572	BLOCK, assy (junction) (7 post) (issue until stock is exhausted, then use BLOCK 7371573).	ea						†	X
G503-7371573		WO-A1490 FM-GPW14448D	7371573	BLOCK, junction, 6 post, assy.....	ea	1	%	%	%	%		X
H101-0178469			178469	SCREW, ext-teeth-lockwasher, No 10- 32NF-2 x 3/8.	ea	2	%	%	%	%	H-1	X
H001-5148281			120910	SCREW, mach, No 10-24NC-2 x 3/4...	ea	2	%	%	%	%	H-1	X
H001-7025621			120217	WASHER, lock, No. 10.....	ea	4	%	%	%	%	H-1	X
G522-7520744		WO-638979 FM-GPW13532	7520744	SWITCH, dimmer, headlight, assy.....	ea	1	%	%	%	%		X
H001-5150131			120628	SCREW, mach, 1/4-20NC-2 x 1/2.....	ea	3	%	%	%	%	H-1	X
H001-7025681			120380	WASHER, lock, 1/4 in.....	ea	3	%	%	%	%	H-1	X
G085-2102215		WO-A1271 FM-11A13480	A282691	SWITCH, stoplight, assy.....	ea	1	%	%	%	%		X

0609.1—Head, Tail and Marker Lights

G503-7697876	WO-A2873	7697876	BOLT, S, 5/16-18NC-2 (headlight support), w/NUT and WASHER, assy.	ea	2	1	1	1	1		X
G503-7378540	FM-GPW13020 FM-GPW13175 CB-11503 WO-A6146	7378540	CABLE, blackout driving light, assy (issue until stock is exhausted, then use CABLE 7371297).	ea					†		X
G503-7371297	WO-A11770	7371297	CABLE (blackout driving light), assy.....	ea	1			%	%		X
G503-7371300	FM-GPW13175C FM-GPW13410 WO-A719	7371300	CABLE, blackout taillight to connector (assy).	ea	1			%	%		X
G503-7371202	FM-GPW13076	7371202	CONNECTOR, left headlight (w/CABLE), assy.	ea	1			%	%		X
G503-7371201	WO-A1362 FM-GPW13075	7371201	CONNECTOR, right headlight (w/CABLE), assy.	ea	1			%	%		X
H004-0504435	WO-A1363	504435	DOOR, blackcut marker light, w/LENS and filter, assy.	ea	2			%	%	H-4	X
H101-0134235	013-4235	134235	BOLT, mach, No 8-32NC-2 x 7/8.....	ea	2			%	%	H-1	X
H004-0504430		504430	DOOR, blackout tail and blackout stoplight, w/SCREWS (right).	ea	1			%	%	H-4	X
H101-0421542		421542	SCREW, mach, No 8-32NC-2 x 1 1/4.....	ea	4			%	%	H-1	X
H004-0504432		504432	DOOR, blackout taillight and service tail and stoplight, w/SCREWS (left).	ea	1			%	%	H-4	X
G121-0155535	FM-GPW13043 WO-A1036 CB-8523	7007587	DOOR, headlight, assy.....	ea	2			%	%		X
H101-0427249		427249	SCREW, mach, No 8-32NC-2 x 3/4.....	ea	2	%	%	%	%	H-1	X
H004-0504426		504426	DOOR, headlight, assy.....	ea	1			%	%	H-4	X
H001-5125831		131963	SCREW, mach, No 8-32NC-2 x 3/8.....	ea	1	%	%	%	%	H-1	X
H001-7021651		138530	WASHER, lock, internal teeth, No 8...	ea	1	%	%	%	%	H-1	X
G508-5265618	FM-GP13209B	A265618	GASKET, rubber blackout marker light door.	ea	2			%	%		X
G503-7697858	WO-A1071 FM-GPW13032 WO-A2878	7697858	HINGE, headlight support.....	ea	1			%	%		X
H001-4179661		125653	NUT, hex, 1/2-20NF-2.....	ea	1			%	%	H-1	X
H101-0131101		131101	WASHER, lock, 1/2 in.....	ea	1			%	%	H-1	X
H104-0142303		142303	LAMP, elec, incand, min, 6-8 v, sgle-tun-fil, No 63, 3 cp (sgle contact cand-bay-base, G-6 bulb, C-2R fil) (blackout marker light).	ea	2			1	2	H-4	X
H104-0190917		190917	LAMP, elec, incand, min, 12-16 v, sgle-tun-fil, No 1247, 3 cp (sgle contact cand-bay-base, G-6 bulb, two C-2R fils in series).	ea	2			1	2	H-4	X
H004-0504422		504422	LAMP-UNIT, blackout stoplight, sealed, 1-opening, 12-16 v, 3 cp (upper) (right).	ea	1			1	2	H-4	X

(1)	(2)	(3)	(4)	(5)	(6)	(7)	(8)				(9)	
STOCK NO.	FEDERAL ITEM IDENTIFICATION NO.	MANUFACTURER'S PART NO.	ORDNANCE PART NO.	DESCRIPTION	UNIT OF ISSUE	QUANTITY IN-CORP. IN UNIT	ORGANIZATIONAL ALLOWANCES				REFERENCE SYMBOLS	
							NO. OF MAJOR ITEMS PER					
							CO, BTRY OR TRP		BN			
1-15 (a)	16-35 (b)	36-85 (c)	86-186 (d)									
ORGANIZATIONAL SPARE PARTS FOR TRUCK—Continued												
GROUP 06—ELECTRICAL SYSTEM—Continued												
0609.1—Head, Tail and Marker Lights—Continued												
H004-0504423			504423	LAMP-UNIT, blackout stoplight, sealed, 1-opening, 6-8 v, 3 cp (upper) (right)	ea	1			1	2	H-4	X
H004-0504420			504420	LAMP-UNIT, blackout taillight, sealed, 4-opening, 6-8 v, 3 cp (lower) (right and left).	ea	2			1	2	H-4	X
H004-0504419			504419	LAMP-UNIT, blackout taillight, sealed, 4-opening, 12-16 v, 3 cp (lower).	ea	2			1	2	H-4	X
H004-0504433			504433	LAMP-UNIT, incand, blackout driving, sealed, shielded, metal reflector, 6-8 v, No 2405S, 15 w, 10 cp, c-6 fil, 8-32NC-2 screw terminal (blackout driving light).	ea	1			1	2	H-4	X
H104-0193152			193152	LAMP-UNIT, incand, sealed, metal reflector 6-8 v, dble-tun-fil, 3-prong base, No 4031, 45-35 w (PAR-46 bulb) (head-light).	ea	2			1	2	H-4	X
H104-0193153			193153	LAMP-UNIT, incand, sealed, metal reflector, 12-16 v, dble-tun-fil, 3-prong base, No 4431, 45-35 w (PAR-46 bulb) (head-light).	ea	2			1	2	H-4	X
H004-0504417			504417	LAMP-UNIT, service tail and stoplight, sealed, 6-8 v 21-3 cp (upper) (left).	ea	1			1	2	H-4	X
H004-0504416			504416	LAMP-UNIT, service tail and stoplight, sealed, 12-16 v, 21-6 cp (upper) (left).	ea	1			1	2	H-4	X
G503-7371296		FM-GPW13150 WO-A6142	7371296	LIGHT, head blackout (driving), assy (issue until stock is exhausted, then use LIGHT 7371561).	ea					†		X

G503-7371561		FM-GPW13150C WO-A11768	7371561	LIGHT, head, blackout (driving), assy.....	ea	1	1	1	1	1		X
H101-0123221			123221	NUT, hex, $\frac{3}{8}$ -16NC-3.....	ea	1	%	%	%	%	H-1	X
H001-7025741			120382	WASHER, lock, $\frac{3}{8}$ in.....	ea	1	%	%	%	%	H-1	X
G503-0211411		FM-GPW13006A WO-A1304 CB-215142		LIGHT, head, left, assy (6 v).....	ea	1	1	1	1	1		X
G503-0211410		FM-GPW13005A WO-A1305		LIGHT, head, right, assy (6 v).....	ea	1	1	1	1	1		X
H001-4167681			120371	NUT, hex, $\frac{1}{2}$ -20NF-2.....	ea	2	%	%	%	%	H-1	X
H001-7025801			120384	WASHER, lock, $\frac{1}{2}$ in.....	ea	2	%	%	%	%	H-1	X
H004-0504439			504439	LIGHT, marker, blackout, type C pinless mounting base, 6-8 v, assy.	ea	2	1	1	1	1	H-4	X
H001-4167561			120368	NUT, hex, $\frac{5}{16}$ -24NF-2.....	ea	2	%	%	%	%	H-1	X
H001-7025711			120214	WASHER, lock, $\frac{5}{16}$ in.....	ea	2	%	%	%	%	H-1	X
H004-0504413			504413	LIGHT, tail and stop blackout, 6-8 v, $\frac{7}{8}$ in studs, assy (right).	ea	1	1	1	1	1	H-4	X
H004-0504406			504406	LIGHT, tail and stop blackout and service (only taillight for blackout) 6-8 v, $\frac{7}{8}$ in, studs, assy (left).	ea	1	1	1	1	1	H-4	X
H001-4167501			120375	NUT, hex, $\frac{1}{4}$ -20NC-2.....	ea	4	%	%	%	%	H-1	X
H001-7025681			120380	WASHER, lock, $\frac{1}{4}$ in.....	ea	4	%	%	%	%	H-1	X
G503-7371298		FM-GPA13189	7371298	RESISTOR, blackout driving light (issue until stock is exhausted, then use RE- SISTOR 7713396).	ea					†		X
G503-7713396			7713396	RESISTOR, blackout driving light (12 volt).	ea	1			%	%		X
H004-0504427			504427	RING and SPRING, sealed head lamp-unit, assy (blackout driving light).	ea	1			%	%	H-4	X
H004-0504852			504852	SEAL, insulating, taillight socket, rubber...	ea				%	%	H-4	X
0610—Sending Unit												
G503-0194025		WO-A1293		GASKET, fuel gage (tank) (cork).....	ea	1	%	%	%	%		X
G503-0194063		FM-GPW9276 AL-NG9979T WO-A1292 FM-GPW9275A		UNIT, sending, fuel (tank), level, assy.....	ea	1	%	%	%	%		X
H001-5147531	012-1832		121832	BOLT, mach, No 8-32NC-2 x $\frac{3}{8}$	ea	5	%	%	%	%	H-1	X
H001-7025591			121841	WASHER, lock, No 8.....	ea	5	%	%	%	%	H-1	X
0611—Horns												
G503-7371307		FM-GPW13831	7371307	BRACKET (mounting), assy.....	ea	1	%	%	%	%		X
H001-5453821	018-1595		181595	BOLT mach $\frac{5}{16}$ -24NF-3 x $\frac{3}{4}$	ea	2	%	%	%	%	H-1	X
H101-0122198			122198	NUT jam $\frac{5}{16}$ -24NF-3.....	ea	2	%	%	%	%	H-1	X
H001-7025711			120214	WASHER, lock, $\frac{5}{16}$ in.....	ea	2	%	%	%	%	H-1	X
H001-7045561			120387	WASHER, plain, $\frac{5}{16}$ in.....	ea	2	%	%	%	%	H-1	X

(1) STOCK NO.	(2) FEDERAL ITEM IDENTIFICATION NO.	(3) MANUFACTURER'S PART NO.	(4) ORDNANCE PART NO.	(5) DESCRIPTION	(6) UNIT OF ISSUE	(7) QUANTITY IN-CORP. IN UNIT	(8) ORGANIZATIONAL ALLOWANCES				(9) REFERENCE SYMBOLS
							NO. OF MAJOR ITEMS PER				
							CO, BTRY OR TRP		BN		
							1-15 (a)	16-35 (b)	36-85 (c)	86-186 (d)	
ORGANIZATIONAL SPARE PARTS FOR TRUCK—Continued											
GROUP 06—ELECTRICAL SYSTEM—Continued											
0611—Horns—Continued											
G503-7743681		SPW-A18345	7743681	HORN, w/BRACKET, assy (6 volt) (issue until stock is exhausted, then use HORN 7728527).	ea					†	X
G508-7728527		AL-HY4001	7728527	HORN, assy (6 volt)	ea	1	%	%	%	%	X
G504-7089882		SPW-B9567 FM-GPA13802	7089882	HORN (w BRACKET,) assy (12 volt) (issue until stock is exhausted, then use HORN 7728528).	ea					†	
G508-7728528		AL-HZ4001	7728528	HORN, assy (12 volt)	ea	1	%	%	%	%	X
0612.1—Batteries											
51-A-1562-255			51-A-1562-255	ACID, sulfuric, dilute (electrolyte), specific gravity 1.280, storage battery, 1 gal (US) container (for concentrated acid see SNL K1).	ea	4	1	1	1	2	K-1 NX
H015-0500902			500902	BATTERY, storage, lead acid, No 2H, charged (6 v, 3 cell, 120 amp hr rating, 10 ³ / ₈ x 7 ¹ / ₈ x 9 ³ / ₈) dry (passenger).	ea	1	1	1	1	2	H-15 NX
H004-0116300			501924	BOLT, battery terminal, sq-hd, S, lead-coated, 5/16-18NC, w/NUT.	ea	2	%	%	%	%	H-4 X
H005-0812505			15-C-2213-375	CABLE, automotive, AWG No 0 (battery to starter switch).	ft	†	%	%	%	%	H-5 X
H005-0812500			15-C-2213-360	CABLE, automotive, AWG No 1 (ground cable).	ft	†	%	%	%	%	H-5 X
G503-7371310		FM-GPW14300	7371310	CABLE, battery to starter switch, positive (w/TERMINALS, assy) (issue until stock is exhausted, then use CABLE 15-C-2213-375, TERMINAL 506243 (1) and TERMINAL 507031 (1)).	ea					†	X

G503-7343031	FM-GPW14301B	7343031	CABLE, ground (14½ in) (issue until stock is exhausted, then use STRAP WO-A1320).	ea					†		X
G503-7371001	FM-GPW5165	7371001	FRAME, hold-down, btry (assy)	ea	1	%	%	%	%		X
G085-2215605	DT-143001 WO-A1320 FM-GPW14301		STRAP, ground (18 in) (issue until stock is exhausted, then use CABLE 15-C-2213-360, TERMINAL 506243 (1) and TERMINAL 507045 (1)).	ea					†		X
G503-7697853	WO-A1757 FM-GPW5168	7697853	STRAP, hold-down frame to fender	ea	1	%	%	%	%		X
H101-0142745		142745	NUT, wing, 5/16-18NC-2	ea	1	%	%	%	%	H-1	X
H001-7025711		120214	WASHER, lock, 5/16 in	ea	1	%	%	%	%	H-1	X
H101-0502245		502245	WASHER, plain, 5/16 in	ea	1	%	%	%	%	H-1	X
G503-7371830	WO-371400 FM-11A14452	7371830	TERMINAL, battery (negative cable) (issue until stock is exhausted, then use TERMINAL 506243).	ea					†		X
H004-0365600		507045	TERMINAL, battery cable, solder, stght, clamp type, split barrel, universal, No 1/0 or 2/0 AWG cable (ground cable).	ea	1	%	%	%	%	H-4	X
H004-0507031		507031	TERMINAL, battery, clamp type, lead-alloy, pos, w/3/8-16NC-2 BOLT and NUT for cable terminal (battery to starter switch).	ea	1	%	%	%	%	H-4	X
H004-0181120		506243	TERMINAL, cable, solder, lug (side formed), rd-end, 1-hole, cop, tnd, 125 amp, No 1/0 AWG cable, hole for 5/16 in stud (battery to starter switch (1) and ground cable (1)).	ea	2	%	%	%	%	H-4	X
G503-7743516	WO-372668 FM-19B14451A	7743516	TERMINAL, cable, positive (issue until stock is exhausted, then use TERMINAL 507031).	ea					†		X
0612.3—Batteries (12 Volt)											
51-A-1562-255		51-A-1562-255	ACID, sulfuric, dilute (electrolyte), specific gravity 1.280, storage battery, 1 gal (US) container (for concentrated acid see SNL K1).	ea	4	2	2	2	4	K-1	NX
H015-0500902		500902	BATTERY, storage, lead acid, No 2H, charged (6 v, 3 cell, 120 amp hr rating, 10 3/8 x 7 1/8 x 9 3/8 dry).	ea	2	1	1	1	2	H-15	NX
H005-0812505		15-C-2213-375	CABLE, automotive, AWG No 0 (battery to battery (9 in) and ground (18 in)).	ft	†	%	%	%	%	H-5	X
H005-0812370		15-C-2165-350	CABLE, automotive, AWG No 2 (battery to starter switch).	ft	†	%	%	%	%	H-5	X

(1) STOCK NO.	(2) FEDERAL ITEM IDENTIFI- CATION NO.	(3) MANUFACTURER'S PART NO.	(4) ORDNANCE PART NO.	(5) DESCRIPTION	(6) UNIT OF ISSUE	(7) QUAN- TITY IN- CORP. IN UNIT	(8) ORGANIZATIONAL ALLOWANCES				(9) REFERENCE SYMBOLS	
							NO. OF MAJOR ITEMS PER					
							CO, BTRY OR TRP		BN			
							1-15 (a)	16-35 (b)	36-85 (c)	86-186 (d)		
ORGANIZATIONAL SPARE PARTS FOR TRUCK—Continued												
GROUP 06—ELECTRICAL SYSTEM —Continued												
0612.3—Batteries (12 Volt)—Continued												
G503-7713376	FMGPWS14447	7713376	CABLE, battery connecting, w/TERMI- NALS, assy (9 in long) (issue until stock is exhausted, then use CABLE 15-C-2213-375, TERMINALS 507041 and 507042).	ea	†	X	
G503-7713417	FM-GPWS14300B	7713417	CABLE, battery to starter switch, positive, w/TERMINALS, assy (46 in long) (issue until stock is exhausted, then use CABLE 15-C-2165-30, TERMINALS 200120 and 507032).	ea	†	X	
C503-7713389	7713389	CABLE, ground (18 in long) (issue until stock is exhausted, then use CABLE 15-C-2213-375, TERMINALS 200120 and 507032).	ea	†	X	
H004-0507032	507032	TERMINAL, battery, clamp type, lead- alloy, neg, w/3/8-16NC-2 BCLT and NUT for cable terminal (battery to starter switch (1) and ground cable (1)).	ea	2	%	%	%	%	H-4	X
H004-0365560	507041	TERMINAL, battery cable, solder, elbow, clamp type, split barrel, neg, No 4/0 or 3/0 AWG cable (battery to battery).	ea	1	%	%	%	%	H-4	X
H004-0365540	507042	TERMINAL, battery cable, solder, elbow, clamp type, split barrel, pos, No 4/0 or 3/0 AWG cable (battery to battery).	ea	1	%	%	%	%	H-4	X
H104-0200120	200120	TERMINAL, cable, solder, eyelet, sgle-ear type N, br, 0.091 in thk, No 2 AWG cable, hole for 5/16 in stud (battery to starter switch (1) and ground cable (1)).	ea	2	%	%	%	%	H-4	X

0613.1—Wiring Harnesses										
G503-7371574	WO-A5082 FM-GPW14465	7371574	CABLE, generator regulator to junction block.	ea	1	%	%	%	%	X
G503-7371575	WO-635985 FM-GPW14487A	7371575	CONNECTOR, assy (cable, blackout marker light and tail and stoplight).	ea	3	%	%	%	%	X
G503-5244794	WO-635981 FM-GPW14487B	A244794	CONNECTOR, S, wire assy (cable, blackout driving light).	ea	1	%	%	%	%	X
G503-7371564	WO-A7825 FM-GPW14425B	7371564	HARNESS (wiring, junction block to headlight), assy.	ea	1	%	%	%	%	X
G503-7371563	WO-A1665 FM-GPW14425	7371563	HARNESS, wiring (junction block to headlight), assy (issue until stock is exhausted, then use HARNESS 7371564).	ea					†	X
G503-7744365	WO-A6355 FM-GPW14407	7744365	HARNESS, wiring, body (junction block to taillight assy (used on vehicles modified by MWO ORD G503-W2 to provide lighting current for trailers).	ea	1	%	%	%	%	X
G503-7743527	WO-A6154 WO-A9144 WO-A1551 FM-GPW14402B	7743527	HARNESS, wiring, body, left side short assy (junction block to blackout light switch).	ea	1	%	%	%	%	X
G503-7704014	FM-GPW14401 FM-GPW14401A FM-GPW14401B FM-GPW14401C	7704014	HARNESS, wiring, body, long (junction block to taillight), assy (issue until stock is exhausted, then use HARNESS 7520107).	ea					†	X
G503-7371562	WO-A9220 FM-GPW14401F	7371562	HARNESS, wiring, body, long (junction block to taillight), assy (used with dimmer SWITCH WO-A12056).	ea	1	%	%	%	%	X
G503-7371566	WO-A5061 FM-GPW14446	7371566	HARNESS, wiring, chassis, left side (junction block to stop light switch), assy.	ea	1	%	%	%	%	X
G503-7520494	WO-A7824 FM-GPW14305D	7520494	HARNESS, wiring, generator to regulator (6 volt system).	ea	1	%	%	%	%	X
G503-7371313	FM-GPW14305C	7371313	HARNESS, wiring, generator to regulator, assy (12 volt system) (issue until stock is exhausted, then use HARNESS 7713904).	ea					†	X
G503-7713904		7713904	HARNESS, wiring, generator to voltage regulator, assy (12 volt system).	ea	1	%	%	%	%	X
G503-7520107	WO-A5048 FM-GPW14401D	7520107	HARNESS, wiring, junction block to taillight, assy.	ea	1	%	%	%	%	X
0615—Radio Suppression										
H005-0811650		22-C-70	CABLE, automotive, AWG No 4.....	ft	†	%	%	%	%	H-5 X
G503-7713409		7713409	CAPACITOR, coil.....	ea	1	%	%	%	%	X
G503-7713394		7713394	CAPACITOR, 0.01 mfd (generator regulator battery terminal).	ea	1	%	%	%	%	X

(1) STOCK NO.	(2) FEDERAL ITEM IDENTIFI- CATION NO.	(3) MANUFACTURER'S PART NO.	(4) ORDNANCE PART NO.	(5) DESCRIPTION	(6) UNIT OF ISSUE	(7) QUAN- TITY IN- CORP. IN UNIT	(8) ORGANIZATIONAL ALLOWANCES				(9) REFERENCE SYMBOLS
							NO. OF MAJOR ITEMS PER				
							CO, BTRY OR TRP		BN		
							1-15 (a)	16-35 (b)	36-85 (c)	86-186 (d)	
ORGANIZATIONAL SPARE PARTS FOR TRUCK—Continued											
GROUP 06—ELECTRICAL SYSTEM —Continued											
0615—Radio Suppression—Continued											
G503-7713394			7713394	CAPACITOR, 0.01 mfd (starter switch) (issue until stock is exhausted, then use CAPACITOR 502022).	ea					†	X
G503-7371617		FM-GPW18938B	7371617	CAPACITOR, filter, generator regulator battery terminal (issue until stock is ex- hausted, then use CAPACITOR 7713394).	ea					†	X
G503-7371615		FM-GPW18937	7371615	CAPACITOR, filter, ignition switch (issue until stock is exhausted, then use CAPACITOR 502011).	ea					†	X
H004-0502028			502028	CAPACITOR, fixed, end mounting clip, 100 v dc, 0.10 mfd, type CA-448, $\frac{9}{32}$ in screw hole (radio terminal box).	ea	1	%	%	%	%	H-4 X
H004-0502022			502022	CAPACITOR, RH mounting clip, 100 v dc, 0.10 mfd, type CA-442, $\frac{9}{32}$ in screw hole (generator armature terminal (1) and starter switch (1)).	ea	2	%	%	%	%	H-4 X
H004-0502011			502011	CAPACITOR, RH mounting clip, 100 v dc, 10,000 mmfd, type CA-431, $\frac{7}{32}$ in screw hole (generator regulator field terminal (1) and ignition switch (1)).	ea	2	%	%	%	%	H-4 X
G503-7371613		FM-GPWS18935	7371613	CAPACITOR, starter switch (issue until stock is exhausted, then use CAPACITOR 502022).	ea					†	X
H004-0504804			504804	FERRULE, $\frac{3}{4}$ in wide braided strap (used with CABLE 22-C-70).	ea	†	%	%	%	%	H-4 X
G503-7371612		WO-A5038 FM-GPW18876	7371612	STRAP, bond, No 1 and No 2 (ground, cowl to hood, right and left) (6 in long) (issue until stock is exhausted, then use CABLE 22-C-70 and (4) FERRULE 504804).	ea					†	X

G503-7371608	WO-A5033 FM-GPW18858	7371608	STRAP, bond, No 3 (ground, cylinder head to dash) (8 in long) (issue until stock is exhausted, then use CABLE 22-C-70 and (2) FERRULE 504804).	ea					†	X
G503-7371602	WO-A5035 FM-GPW18849	7371602	STRAP, bond, No 4 (ground, hand brake, speedometer and heat indicator cable to dash) (8 in long) (issue until stock is exhausted, then use CABLE 22-C-70 and (2) FERRULE 504804).	ea					†	X
G503-7371605	WO-A5039 FM-GPW18853	7371605	STRAP, bond, No 5 (ground, fuel line to dash) (5 in long) (issue until stock is exhausted, then use CABLE 22-C-70 and (2) FERRULE 504804).	ea					†	X
G503-7371603	WO-A5040 FM-GPW18850	7371603	STRAP, bond, No 6 (ground, choke and throttle controls and oil gage to dash) (6 in long) (issue until stock is exhausted, then use CABLE 22-C-70 and (2) FERRULE 504804).	ea					†	X
G503-7371607	WO-A5037 FM-GPW18857	7371607	STRAP, bond, No 7 (ground, generator mounting bolt to starter bracket) (8 in long) (issue until stock is exhausted, then use CABLE 22-C-70 and (2) FERRULE 504804).	ea					†	X
G503-7371610	WO-A5034 FM-GPW18873	7371610	STRAP, bond, No 9 (ground, ignition coil to cylinder block) (9 in long) (issue until stock is exhausted, then use CABLE 22-C-70 and (2) FERRULE 504804).	ea					†	X
G503-7371611	WO-A5036 FM-GPW18874	7371611	STRAP, bond, No 11 (ground, engine front plate to frame) (10 in long) (issue until stock is exhausted, then use CABLE 22-C-70 and (2) FERRULE 504804).	ea					†	X
G503-7371606	WO-A5027 FM-GPW18854	7371606	STRAP, bond, No 12 (ground, exhaust pipe to frame) (12 in long) (issue until stock is exhausted, then use CABLE 22-C-70 and (2) FERRULE 504804).	ea					†	X
G503-7371609	WO-A5031 FM-GPW18872	7371609	STRAP, bond, No 15 (ground, engine rear support to frame cross member stud) (7 in long) (issue until stock is exhausted, then use CABLE 22-C-70 and (2) FERRULE 504804).	ea					†	X
G503-7371753	WO-A5030 FM-GPW18871	7371753	STRAP, bond, No 16 (ground, transfer case to body floor stud) (11 in long) (issue until stock is exhausted, then use CABLE 22-C-70 and (2) FERRULE 504804).	ea					†	X

(1) STOCK NO.	(2) FEDERAL ITEM IDENTIFICATION NO.	(3) MANUFACTURER'S PART NO.	(4) ORDNANCE PART NO.	(5) DESCRIPTION	(6) UNIT OF ISSUE	(7) QUANTITY IN-CORP. IN UNIT	(8) ORGANIZATIONAL ALLOWANCES				(9) REFERENCE SYMBOLS
							NO. OF MAJOR ITEMS PER				
							CO, BTRY OR TRP		BN		
							1-15 (a)	16-35 (b)	36-85 (c)	86-186 (d)	
ORGANIZATIONAL SPARE PARTS FOR TRUCK—Continued											
GROUP 06—ELECTRICAL SYSTEM—Continued											
0615—Radio Suppression—Continued											
G503-7371604		WO-A1699 FM-GPW18852	7371604	STRAP, bond, No 21 and 22 (ground, hood to brush guard) (5 in long) (issue until stock is exhausted, then use CABLE 22-C-70 and (4) FERRULE 504804).	ea					†	X
G503-7371311		WO-A1098 FM-GPW14303	7371311	STRAP, ground, engine (front plate to frame, right) (10 in long) (issue until stock is exhausted, then use CABLE 22-C-70 and (2) FERRULE 504804).	ea					†	X
H004-0500321			500321	SUPPRESSOR, elec noise resistor type, elbow snap on spark plug or in distributor (spark plug radio interference, elbow, type L-7) (10,000-ohm, type SPK-VR or equal) (spark plug (4) and distributor to coil cable (1)).	ea	5	%	%	%	%	H-4 X
0617—Trailer Coupling (Electric)											
G529-7010531		WO-A6393 FM-GPW5186	7010531	BOLT, eye, S, cd, 1¼ eye, ½-13NC-2 x 1½.	ea	2	%	%	%	%	X
H004-0329000			500705	COVER, electric brake coupling socket.....	ea	1	%	%	%	%	H-4 X
H004-0500495			500495	GASKET, ring coupling socket cover, rubber, 1¾ ID, 4⅛ OD, ⅛ thk (electric brake coupling socket).	ea	1	%	%	%	%	H-4 X
H004-0500497			500497	RING, coupling socket cover, S, 3⅛ ID, 4⅛ OD, 0.083 thk (electric brake coupling socket).	ea	1	%	%	%	%	H-4 X
H004-0500703			500703	SOCKET, coupling, 4-contact, w/hinged COVER.	ea	1	%	%	%	%	H-4 X
H001-5025821	021-3880		213880	BOLT, mach, ¼-28NF-2 x ¾ (GPW)...	ea	2	%	%	%	%	H-1 X
H001-5025841	021-3888		213888	BOLT, mach, ¼-28NF-2 x 1 (MB)....	ea	4	%	%	%	%	H-1 X

H001-4027501		218584	NUT, hex, 1/4-28NF-2.....	ea	1	%	%	%	%	H-1	X
H001-7025681		120380	WASHER, lock, 1/4 in.....	ea	4	%	%	%	%	H-1	X
H001-7124701		174916	WASHER, lock, internal-external teeth, 1/4 in.	ea	4	%	%	%	%	H-1	X
G571-7698344	WEB-110110	7698344	WASHER, plain, br, 13/64 ID, 7/16 OD, 18 gage (terminal screw) (brass).	ea	4	%	%	%	%		X
G503-5190691	WEB-110242	A190691	WASHER, terminal, br, cd-pltd, 13/64 in ID, 23/32 in OD, 0.040 thk, cupped (terminal).	ea	1	%	%	%	%		X
GROUP 07—TRANSMISSION											
0700—Transmission Assembly											
G503-7371355	WG-AS2T84J WO-A1145 FM-GPW7000	7371355	TRANSMISSION, w/gear shift LEVER, assy.	ea	1			%%	%%		X
G503-7371700	WO-630101 FM-355597S	7371700	BOLT (dowel), hex-hd, S, 3/8-24NF-2 x 2 1/8.	ea	2			%	%		X
H001-5455281	018-1638	181638	BOLT, mach, 3/8-24NF-3 x 1 1/8.....	ea	4			%	%	H-1	X
H001-5455381	018-1645	181645	BOLT, mach, 3/8-24NF-3 x 1 5/8.....	ea	2			%	%	H-1	X
H001-4167601		120369	NUT, hex, 3/8-24NF-2.....	ea	8			%	%	H-1	X
H001-7025741		120382	WASHER, lock, 3/8 in.....	ea	8			%	%	H-1	X
0704—Cover											
G503-7372473	WG-T84-115 WO-635861 FM-GPW7223	7372473	GASKET, gear shift lever housing (cover)...	ea	1				%		X
G503-7696491	WO-A971 FM-GPW7213	7696491	KNOB, gear shift (hand), lever.....	ea	1	%	%	%	%		X
GROUP 08—TRANSFER											
0800—Transfer Assembly											
G503-7371771	WO-634758 FM-746038	7371771	INSULATOR, case support.....	ea	1			%%	%%		X
G503-7371374	WO-634759 FM-GPW7781A	7371374	SNUBBER, case support insulator.....	ea	1			%%	%%		X
G503-7371759	WO-A147 FM-355741S	7371759	BOLT, sp, hex-hd, S, 1/2-20NC-2 x 3...	ea	1			%%	%%		X
H001-4167681		120371	NUT, hex, 1/2-20NF-2.....	ea	1			%	%	H-1	X
H001-7025801		120384	WASHER, lock, 1/2 in.....	ea	1			%	%	H-1	X
G503-7744273	FM-GPW7704B	7744273	TRANSFER (w/o hand BRAKE), assy (issue until stock is exhausted, then use TRANSFER WO-1195).	ea					†		X
G503-0131675	WO-A1195 FM-GPW7700		TRANSFER, w/(hand) BRAKES, assy (ex- ternal contracting type hand brake) (issue until stock is exhausted, then use TRANS- FER 7371369).	ea					†		X

(1) STOCK NO.	(2) FEDERAL ITEM IDENTIFI- CATION NO.	(3) MANUFACTURER'S PART NO.	(4) ORDNANCE PART NO.	(5) DESCRIPTION	(6) UNIT OF ISSUE	(7) QUAN- TITY IN- CORP. IN UNIT	(8) ORGANIZATIONAL ALLOWANCES				(9) REFERENCE SYMBOLS
							NO. OF MAJOR ITEMS PER				
							CO, BTRY OR TRP		BN		
							1-15 (a)	16-35 (b)	36-85 (c)	86-186 (d)	
ORGANIZATIONAL SPARE PARTS FOR TRUCK—Continued											
GROUP 08—TRANSFER—Continued											
0800—Transfer Assembly—Continued											
G503-7371369		WO-A8859 FM-GPW7700B	7371369	TRANSFER, w/(hand) BRAKES, assy (internal expanding type hand brake).	ea	1			%%	%%	X
H101-0214388			214388	SCREW, cap, $\frac{3}{8}$ -16NC-2 x $1\frac{1}{8}$.	ea	5			%	%	H-1 X
H001-7025741			120382	WASHER, lock, $\frac{3}{8}$ in.	ea	5			%	%	H-1 X
G503-7324850		WO-634762 FM-356524S	7324850	WASHER, plain, S, $2\frac{1}{32}$ ID, $1\frac{1}{2}$ OD, $\frac{1}{16}$ thk, case support insulator.	ea	1			%%	%%	X
0804—Shifter Forks, Levers and Shafts											
G503-7696491		SP-39Q20 WO-A971 FM-GP7213	7696491	KNOB, gear shift lever.	ea	2	%	%	%	%	X
G503-7373170		SP-25Q1055 WO-A1505 FM-GPW7793	7373170	LEVER, gear shift, direct and under drive (high and low range).	ea	1			%	%	X
G503-7373171		SP-25Q1056	7373171	LEVER, gear shift front wheel drive.	ea	1			%	%	X
G503-7696469		SP-363SP WO-A972 FM-GP7796	7696469	PIN, pivot gear shift lever.	ea	1			%	%	X
G503-7696473		SP-433D WO-A973 FM-355378S	7696473	SCREW, set, sq-hd, S, $\frac{1}{16}$ -18NC-2 x $\frac{1}{2}$.	ea	1			%	%	X
G160-0389772		SP-97Q13 WO-A970 FM-GP7799		SPRING, gear shift lever.	ea	2			%	%	X
0806.7—Vent											
G503-7371210		SP-5951X WO-A934 FM-GP7754	7371210	VENT, case, assy.	ea	1	%	%	%	%	X

			GROUP 09--PROPELLER SHAFT							
			0900--Propeller Shafts and Universal Joints							
G503-7702591	SP-K2-14-69 FM-GP7077 WO-A942	7702591	CAP, dust, sliding (sleeve), yoke.....	ea	2	%	%	%	%	X
45-F-451		45-F-451	FITTING, lubricating, hydraulic type, 1/4-28NS, male (sleeve yoke (2) and universal joint (4)).	ea	6	%	%	%	%	H-16 X
G508-5160316	SP-K3-86-89 FM-01T7078A WO-A941	A160316	GASKET, drive, universal joint journal (seal) (oil) (5/32 in cork) (bearing).	ea	16	%	%	%	%	X
G503-5307544	SP-K5-21X WO-A1433 FM-21C18397B FM-GPW18397	A307544	KIT, repair, universal joint journal.....	ea	%	%	%	%	X
			Composed of:							
			4 BEARING, assy							
			1 JOURNAL, assy							
			4 RING, snap, bearing (subgroup 0900) ⁴							
G503-7371033	FM-GP4533	7371033	PLATE, locking, U-bolt nut.....	ea	3	%	%	%	%	X
G503-5307289	SP-K2-7-29 FM-01Y7096 WO-A945	A307289	RING, snap, universal joint journal bearing (also available as part of KIT A307544) (S, 0.058 thk).	ea	16	%	%	%	%	X
G503-5307178	SP-K2-76-17 FM-01Y7083 WO-A940	A307178	RETAINER, drive, universal joint journal gasket (bearing oil seal).	ea	16	%	%	%	%	X
G503-7371034	SP-K2-62-210-212- 1718 FM-GPW4605 WO-A1429	7371034	SHAFT, rear propeller, shaft (front, w/o sleeve YOKE and universal JOINTS) (issue until stock is exhausted, then use SHAFT 7371100).	ea	† X
G503-7696500	FM-GPW4602 WO-A1327 SP-8997SF	7696500	SHAFT, propeller, rear, w/universal JOINTS, assy.	ea	1	%	%	%	%	X
G503-7371100	FM-GPW3365 WO-A1326 SP-8996SF	7371100	SHAFT, propeller, w/universal JOINTS (front), assy.	ea	1	%	%	%	%	X
G503-7036583	SP-K2-62-21-0- 212-1907 FM-GPW3370 WO-A1428	7036583	TUBE, front propeller shaft, assy (issue until stock is exhausted, then use SHAFT 7696500).	ea	† X
G503-7365352	FM-20421S2	7365352	BOLT.....	ea	4	%	%	%	%	X

For explanation of footnotes, see NOTES, page 96.

(1) STOCK NO.	(2) FEDERAL ITEM IDENTIFICATION NO.	(3) MANUFACTURER'S PART NO.	(4) ORDNANCE PART NO.	(5) DESCRIPTION	(6) UNIT OF ISSUE	(7) QUANTITY IN-CORP. IN UNIT	(8) ORGANIZATIONAL ALLOWANCES				(9) REFERENCE SYMBOLS
							NO. OF MAJOR ITEMS PER				
							CO, BTRY OR TRP		BN		
							1-15 (a)	16-35 (b)	36-85 (c)	86-186 (d)	
ORGANIZATIONAL SPARE PARTS FOR TRUCK—Continued											
GROUP 09—PROPELLER SHAFT—Continued											
0900—Propeller Shafts and Universal Joints—Continued											
TUBE, front propeller shaft, assy—Continued											
G085-5307299		SP-K2-94-29 FM-01Y4529 WO-A490	A307299	BOLT, "U".....	ea	6	%	%	%	%	X
H001-4171641			121949	NUT, hex, 1/16-20NF-3.....	ea	4	%	%	%	%	H-1 X
H001-4171561			121917	NUT, hex, 5/16-24NF-3.....	ea	12	%	%	%	%	H-1 X
H001-7025771			120383	WASHER, lock, 1/16 in.....	ea	4	%	%	%	%	H-1 X
H001-7025711			120214	WASHER, lock, 5/16 in.....	ea	12	%	%	%	%	H-1 X
45-V-18129-3			45-V-18129-3	VALVE, lubricating, pressure relief, 1500 lbs, 1/8-27NPT, male (universal joint).	ea	4	%	%	%	%	H-16 X
G503-7702631		SP-K2-2-329 FM-GP4866 WO-A950	7702631	YOKE, flange, rear, propeller shaft to transfer.	ea	1	%	%	%	%	X
G503-7371333		WO-A936 FM-GP7092	7371333	YOKE, sliding (sleeve) (issue until stock is exhausted, then use YOKE A226157).	ea						† X
G503-5226157		SP-K2-3-198X FM-GP4841 WO-A935	A226157	YOKE, sliding (sleeve), w/PLUG, assy.....	ea	2	%	%	%	%	X
G503-7702465		SP-K2-16-53 FM-GP7097 WO-A943	7702465	WASHER, packing, sliding yoke (split, sleeve yoke) (cork).	ea	2	%	%	%	%	X
GROUP 10—FRONT AXLE											
1000—Axle Assembly											
G503-7734206		FM-GPW3001 WO-A6029	7734206	AXLE, front, w/BRAKES, DRUMS and HUBS, assy.	ea	1			%%	%%	X

				1004—Steering Knuckles								
G503-7696528		SP-17202X WO-A851 FM-GP3105	7696528	KNUCKLE, front wheel (steering), w/ BEARING, assy.	ea	2			%	%		X
H001-5455221			181635	SCREW, cap, 3/8-24NF-3 x 3/4	ea	12			%	%	H-1	X
H001-7025741			120382	WASHER, lock, 3/8 in.	ea	12			%	%	H-1	X
				1005.5—Ventilation								
G740-5283318		SP-16979 WO-A870 FM-GP4022	A283318	VENT, housing cover	ea	1	%	%	%	%		X
				1006—Shafts, Universal Joints and Flanges								
G503-7371110		SP-17153 WO-A868 FM-GP3204	7371110	FLANGE, drive, shaft	ea	2			%	%		X
G740-7372864		SP-6-73-124 WO-A760 FM-GP1110	7372864	SCREW, hex-hd, s-fin, alloy-S, 3/8- 16NC-2 x 1 1/2.	ea	12			%	%		X
H001-7025741			120382	WASHER, lock, 3/8 in	ea	12			%	%	H-1	X
H101-0124645			124645	NUT, hex, 3/4-16NF-2 (shaft)	ea	2			%	%	H-1	X
H001-0811055			103388	PIN, cotter, 1/8 x 1 3/4 (axle shaft nut)	ea	2			%	%	H-1	X
G503-7540096		SP-17216 WO-A1724 FM-GP3217	7540096	RETAINER, universal joint inner (to axle shaft).	ea	2			%	%		X
H101-0133486	013-3486		133486	BOLT, mach, No 8-32NC-2 x 1/16	ea	6			%	%	H-1	X
G740-7372865		SP-17218 WO-A1726 FM-GP3216	7372865	RING, snap, inner shaft (universal joint to axle shaft retainer).	ea	2			%	%		X
H013-0500030			500030	SEAL, oil, type MW, 1 3/16 x 2.004 x 1/4 (shaft, inner).	ea	2			%	%	H-13	X
H013-0500034			500034	SEAL, oil, type MW, 1 1/4 x 1.756 x 1/4 (shaft, outer) (used with Bendix or Rzeppa type universal joint).	ea	2			%	%	H-13	X
G503-7371023		WO-A8836 FM-GPW3227	7371023	SHAFT, comp, left, w/NUT and WASHER, assy (left, w/universal JOINT, assy) (Bendix, Rzeppa, Tracta optional).	ea	1			%	%		X
G503-7734390		WO-A6030 WO-A810 WO-A1728 FM-GPW3207A	7734390	SHAFT, comp, left, w/universal JOINT, assy (Bendix, Rzeppa, Tracta optional) (issue until stock is exhausted, then use SHAFT 7371023).	ea						†	X
G503-7371022		WO-A8837 FM-GPW3226	7371022	SHAFT, comp, right, w/NUT and WASHER, assy (right, w/universal JOINT, assy) (Bendix, Rzeppa, Tracta optional).	ea	1			%	%		X

(1) STOCK NO.	(2) FEDERAL ITEM IDENTIFICATION NO.	(3) MANUFACTURER'S PART NO.	(4) ORDNANCE PART NO.	(5) DESCRIPTION	(6) UNIT OF ISSUE	(7) QUANTITY IN-CORP. IN UNIT	(8) ORGANIZATIONAL ALLOWANCES				(9) REFERENCE SYMBOLS
							NO. OF MAJOR ITEMS PER				
							CO, BTRY OR TRP		BN		
							1-15 (a)	16-35 (b)	36-85 (c)	86-186 (d)	
ORGANIZATIONAL SPARE PARTS FOR TRUCK—Continued											
GROUP 10—FRONT AXLE—Continued											
1006—Shafts, Universal Joints and Flanges											
G503-7373150	WO-A6031 WO-A800 WO-A1715 FM-GPW3206A	7373150	SHAFT, comp, right, w/universal JOINT, assy (Bendix, Rzeppa, Tracta optional) (issue until stock is exhausted, then use SHAFT 7371022).	ea	†	X
G740-7372866	SP-17122-4 WO-A1729 FM-GPW3017A	7372866	SHAFT, inner, left, (Rzeppa).....	ea	1	%	%		X
G740-7372867	SP-17122-3 WO-A1727 FM-GPW3016A	7372867	SHAFT, inner, right (Rzeppa).....	ea	1	%	%		X
G503-7373107	SP-17229 WO-A1718	7373107	SHAFT, outer, w/universal JOINT, assy (Rzeppa) (issue until stock is exhausted, then use SHAFT 7540195).	ea	†	X
G503-7540195	SP-17121X WO-A1716 FM-GP3200A	7540195	SHAFT, outer, w/universal JOINT, assy (Rzeppa).	ea	2	%	%		X
G740-7372868	SP-S1056 WO-636570 FM-356504S	7372868	WASHER (shaft nut), sp, flat, 3/4 in.....	ea	2	%	%		X
G503-7371098	SP-S953 WO-A780 FM-GP3374	7371098	WASHER, thrust (shaft to housing).....	ea	2	%	%		X
GROUP 11—REAR AXLE											
1100—Axle Assembly											
G503-7373120	SP-2051-1 WO-A445	7373120	AXLE, w/o BRAKES, assy (issue until stock is exhausted, then use AXLE 7703974).	ea	†	X
G503-7703974	WO-A5500	7703974	AXLE, w/BRAKES, assy (DRUMS, HUBS and brake line TUBES).	ea	1	%%	%%		X

				1104.1—Shafts								
G503-7371109		SP-17146 WO-A904 FM-GP4032	7371109	GASKET, outer end (flange).....	ea	2	%	%	%	%		X
G503-7342644		SP-17144-4 WO-A902 FM-GPW4235	7342644	SHAFT, left.....	ea	1	%	%	%	%		X
G503-7735496		SP-17144-3 WO-A901 FM-GPW4234	7735496	SHAFT, right.....	ea	1	%	%	%	%		X
G740-7372864		SP-6-73-124 WO-A760 FM-GP1110	7372864	SCREW, hex-hd, s-fin, alloy-S, 3/8- 16NC-2 x 1 1/2.	ea	12	%	%	%	%		X
H001-7025741			120382	WASHER, lock, 3/8 in.....	ea	12	%	%	%	%	II-1	X
				1105.5—Ventilation								
G740-5283318		SP-16979 WO-A870 FM-GP4022	5283318 A283318	PLUG, air vent (housing cover).....	ea	1	%	%	%	%		X
				GROUP 12—BRAKES								
				1201.1—Hand Brake (External Contracting Type)								
G503-7696493		SP-5900X WO-A1009 FM-GP2648	7696493	BAND, w/LINING, assy.....	ea	1			%	%		X
G503-7696484		SP-10B18 WO-A1016 FM-01T2642	7696484	BOLT, adjusting, band.....	ea	1	%	%	%	%		X
G503-7702744		SP-887D WO-A1020 FM-01T2616	7702744	BOLT, adj, hand brake, band anchor clip...	ea	1	%	%	%	%		X
G503-7371018		FM-GPW2848 WO-639010	7371018	BRACKET, ratchet (tube), w/GUIDE and SPRING, assy.	ea	1	%	%	%	%		X
H001-5453821	018-1595		181595	BOLT, mach, 5/16-24NF-3 x 3/4.....	ea	2	%	%	%	%	H-1	X
H001-4167561			120368	NUT, hex, 5/16-24NF-2.....	ea	2	%	%	%	%	H-1	X
H001-7025711			120214	WASHER, lock, 5/16 in.....	ea	2	%	%	%	%	H-1	X
H001-7045561			120387	WASHER, plain, 5/16 in.....	ea	2	%	%	%	%	H-1	X
G503-7696492		SP-5815X FM-GPW2598 WO-A1C08	7696492	BRAKE, hand, assy (issue until stock is exhausted, then use components).	ea						†	X
G503-7371019		FM-GPW2853 WO-A1241	7371019	CABLE, w/TUBE, assy (issue until stock is exhausted, then use HANDLE 7371013).	ea						†	X

H001-4167501		120375	NUT, hex, 1/4-20NC-2 (band to support bracket adjusting screw).	ea	2	%	%	%	%	H-1	X
G503-7324852	WO-311003 FM-73904S7	7324852	PIN, clevis, S, 5/16 x 1 (cable bellcrank to link (1) and link to cam (1)).	ea	2	%	%	%	%		X
H001-0811040		103374	PIN, cotter, 3/32 x 1	ea	2	%	%	%	%	H-1	X
G503-7324851	WO-392468 FM-357553S18	7324851	PIN, clevis, S, 1/4 x 3/4 (cable to bellcrank)	ea	1	%	%	%	%		X
H001-0811026		107761	PIN, cotter, 1/16 x 5/8	ea	1	%	%	%	%	H-1	X
G503-7696465	SP-153SP WO-A1006 FM-73889S7	7696465	PIN, clevis, S (operating cam to transfer case link) 3/8 x 7/8 (at transfer case).	ea	1	%	%	%	%		X
G503-7696466	SP-232SP WO-A1004 FM-73928S7	7696466	PIN, clevis, S, 1/2 x 1 3/16 (operating cam to transfer case link) (at cam).	ea	1	%	%	%	%		X
H001-0811050		103384	PIN, cotter, 1/8 x 3/4	ea	1	%	%	%	%	H-1	X
G503-7324917	SP-886D WO-A1019 FM-355352S7	7324917	SCREW, fil-hd, S, cd-pltd, 1/4-20NC-2 x 2 3/4 (adjusting, band to support bracket).	ea	1	%	%	%	%		X
G503-7702743	SP-14B6 WO-A1021 FM-01T2640	7702743	SPRING, band anchor clip bolt (cap screw).	ea	1	%	%	%	%		X
G503-7702745	SP-12B5 WO-A1017 FM-01T2634	7702745	SPRING, band releasing	ea	2	%	%	%	%		X
G503-7371017	FM-GPW2793 WO-635681	7371017	SPRING, cable hdl ratchet (tube) (issue until stock is exhausted, then use BRACKET 7371018).	ea						†	X
G503-7371011	FM-GPW2635 WO-A5335	7371011	SPRING, retracting, cable end (bellcrank)	ea	1	%	%	%	%		X
H001-7025681		120380	WASHER, lock, 1/4 in (band to support bracket adjusting screw).	ea	1	%	%	%	%	H-1	X
			1201.3—Hand Brake (Internal Expanding Type)								
G503-7377753	BX-47667 WO-A10330 FM-GPW2606	7377753	BRACKET, adjusting screw, assy	ea	1	%	%	%	%		X
G503-7371020	WO-A15149 FM-GPW2853B	7371020	CABLE, w/TUBE, assy	ea	1	%	%	%	%		X
G503-7371010	SP-20B73 FM-GPW2614 WO-A9332	7371010	DRUM, brake	ea	1			%	%		X
G503-7373177	WO-A6084 FM-350311S	7373177	BOLT, hex-hd, S, 3/8-24NF-3 x 1 3/8	ea	4			%	%		X

(1) STOCK NO.	(2) FEDERAL ITEM IDENTIFICATION NO.	(3) MANUFACTURER'S PART NO.	(4) ORDNANCE PART NO.	(5) DESCRIPTION	(6) UNIT OF ISSUE	(7) QUANTITY IN-CORP. IN UNIT	(8) ORGANIZATIONAL ALLOWANCES				(9) REFERENCE SYMBOLS	
							NO. OF MAJOR ITEMS PER					
							CO, BTRY OR TRP		BN			
							1-15 (a)	16-35 (b)	36-85 (c)	86-186 (d)		
ORGANIZATIONAL SPARE PARTS FOR TRUCK—Continued												
GROUP 12—BRAKES—Continued												
1201.3—Hand Brake—Continued												
DRUM, brake—Continued												
H001-4171601			121932	NUT, hex, 3/8-24NF-3.....	ea	4			%	%	H-1	X
H001-7025741			120382	WASHER, lock, 3/8 in.....	ea	4			%	%	H-1	X
G503-7371014		WO-639244 FM-GPW2782	7371014	HANDLE, brake, cable, assy.....	ea	1	%	%	%	%		X
H101-0145378			145378	SCREW, drive, No 6 x 5/16.....	ea	2	%	%	%	%	H-1	X
G503-7371015		WO-A15150 FM-GPW2774	7371015	HANDLE, w/cable TUBE, assy.....	ea	1	%	%	%	%		X
G740-6264303		BX-47670	6264303	LEVER, cam.....	ea	1	%	%	%	%		X
		WO-A10333 FM-GPW2632-B	B264303									
G503-7696495		SP-6563X WO-A17254 FM-GPW2653	7696495	LEVER, operating, w/BEARING, assy.....	ea	1	%	%	%	%		X
G503-7371859		WO-A9339 FM-352690S7	7371859	STUD, S, cd-pltd, 3/8-24NF-3.....	ea	1	%	%	%	%		X
G503-7371762		WO-A9338 FM-356403S	7371762	WASHER, plain, 0.390 ID, 3/4 OD, 0.062 thk.	ea	1	%	%	%	%		X
G503-7377755		BX-47674 WO-A10334 FM-GPW2642	7377755	LINK, operating lever.....	ea	1	%	%	%	%		X
G503-7377756		BX-47675 WO-A10335 FM-GPW2805	7377756	NUT, adjusting, operating lever.....	ea	1	%	%	%	%		X
G503-7371658		WO-A15137 FM-73869S	7371658	PIN, clevis, cable end (3/16 x 1 1/16).....	ea	1	%	%	%	%		X
G503-7377754		BX-47668 WO-A10331 FM-GPW2616B	7377754	SCREW, adjusting left hand thread.....	ea	1	%	%	%	%		X

G740-6264302	BX-47669 WO-A10332 FM-GPW2615	6264302 B264302A	SCREW, adjusting right hand thread.....	ea	1	%	%	%	%		X
G503-7377752	BX-47661 WO-A10324 FM-GPW2648	7377752	SHOE, w/LINING, assy.....	ea	2			%	%		X
G503-7377757	BX-47676 WO-A10336 FM-GPW2640	7377757	SPRING, retaining, cam lever.....	ea	1	%	%	%	%		X
G503-7377758	BX-47677 WO-A10337 FM-GPW2634	7377758	SPRING, retracting, shoe (bottom).....	ea	1	%	%	%	%		X
G503-7377759	BX-47678 WO-A10338 FM-GPW2633	7377759	SPRING, retracting, shoe adjusting end.....	ea	1	%	%	%	%		X
H101-0144242		144242	YOKE, rod end, 5/16-24NF-2 (cable).....	ea	1	%	%	%	%	H-1	X
1202—Service Brakes											
G503-7377749	WO-A1496 FM-GPW2011	7377749	BRAKE, front, left, assy (issue until stock is exhausted, then use components).	ea						†	X
G503-7377750	WO-A1497 FM-GPW2010	7377750	BRAKE, front, right, assy (issue until stock is exhausted, then use components).	ea						†	X
G503-7520046	FM-GPW2211B WO-A6108	7520046	BRAKE, rear, left, assy (issue until stock is exhausted, then use components).	ea						†	X
G503-7520047	WO-A6109 FM-GPW2210B	7520047	BRAKE, rear, right, assy (issue until stock is exhausted, then use components).	ea						†	X
G503-7377745	BX-41876 WO-637900 FM-GP2028	7377745	CAM, shoe anchor pin.....	ea	8			%	%		X
G503-7377746	BX-45771 WO-A754 FM-GP2038	7377746	ECCENTRIC, adjusting (shoe).....	ea	8			%	%		X
H001-4167601		120369	NUT, hex, 3/8-24NF-2.....	ea	8			%	%	H-1	X
H001-7025741		120382	WASHER, lock, 3/8 in.....	ea	8			%	%	H-1	X
G085-2319320	BX-39953 WO-637899 FM-91A2027		PIN, anchor (shoe).....	ea	8			%	%		X
H001-4167681		120371	NUT, hex, 1/2-20NF-2.....	ea	8			%	%	H-1	X
H001-7025801		120384	WASHER, lock, 1/2 in.....	ea	8			%	%	H-1	X
G503-0125800	BX-1141S1 WO-116549 FM-GP2018		SHOE, front (forward), w/LINING, assy....	ea	4			%	%		X
G503-0125801	BX-1141S2 WO-116550 FM-GP2019		SHOE, rear, w/LINING, assy.....	ea	4			%	%		X

(1) STOCK NO.	(2) FEDERAL ITEM IDENTIFI- CATION NO.	(3) MANUFACTURER'S PART NO.	(4) ORDNANCE PART NO.	(5) DESCRIPTION	(6) UNIT OF ISSUE	(7) QUAN- TITY IN- CORP. IN UNIT	(8) ORGANIZATIONAL ALLOWANCES				(9) REFERENCE SYMBOLS
							NO. OF MAJOR ITEMS PER				
							CO, BTRY OR TRP		BN		
							1-15 (a)	16-35 (b)	36-85 (c)	86-185 (d)	
ORGANIZATIONAL SPARE PARTS FOR TRUCK—Continued											
GROUP 12—BRAKES—Continued											
1202—Service Brakes—Continued											
G503-0389782		BX-41545 WO-637905 FM-GP2035		SPRING, retracting, shoe.....	ea	4			%	%	X
1204.1—Master Cylinder											
G503-7744326		WO-A1354 FM-GPW2138	7744326	BAR, tie.....	ea	1			%	%	X
H001-5453141	018-0077		180077	BOLT, mach, $\frac{5}{16}$ -18NC-3 x $\frac{3}{4}$	ea	1			%	%	H-1 X
H101-0124106	012-4106		124106	BOLT, mach, $\frac{5}{16}$ -24NF-3 x 3.....	ea	1			%	%	H-1 X
H001-4167561			120368	NUT, hex, $\frac{5}{16}$ -24NF-2.....	ea	1			%	%	H-1 X
H001-7025711			120214	WASHER, lock, $\frac{5}{16}$ in.....	ea	2			%	%	H-1 X
G503-7375440		LO-FC3474 WO-637605 FM-GP2077	7375440	BOLT, outlet fitting.....	ea	1			%	%	X
G503-0145853		LO-FE1444 WO-A5556 FM-GP2140		CYLINDER, master, assy.....	ea	1			%	%	X
H001-5419461	012-2089		122089	BOLT, mach, $\frac{5}{16}$ -18NC-3 x 3.....	ea	1			%	%	H-1 X
H001-7025711			120214	WASHER, lock, $\frac{5}{16}$ in.....	ea	1			%	%	H-1 X
H001-7043711			120393	WASHER, plain, $\frac{5}{16}$ in.....	ea	1			%	%	H-1 X
G503-7372342		LO-FC5727 WO-A557 FM-GP2076	7372342	FITTING, outlet.....	ea	1			%	%	X
G503-5276834		LO-FC6019 WO-637612 FM-GP2167	A276834	GASKET, filler cap (plug).....	ea	1	%	%	%	%	X
G508-5214539		LO-FC602 WO-637604 FM-91A2152	A214539	GASKET, wheel inlet (outlet) fitting.....	ea	1			%	%	X

G508-5160323	LO-FC603 WO-637606 FM-91A2151	A160323	GASKET, wheel outlet fitting bolt	ea	1			%	%		X
H001-4167641		120370	NUT, hex, $\frac{1}{16}$ -20NF-2 (eye bolt)	ea	1			%	%	H-1	X
H001-0811039		103373	PIN, cotter, $\frac{3}{32}$ x $\frac{3}{4}$ (eye bolt to pedal)	ea	1			%	%	H-1	X
G134-0340460	LO-FC6018E WO-637608 FM-GP2162		PLUG, filler	ea	1	%	%	%	%		X
G503-7697874	WO-A647 FM-GPW5118	7697874	SHIELD, assy	ea	1			%	%		X
H101-0215267		215267	SCREW, cap, $\frac{1}{4}$ -20NC-2 x 1	ea	2			%	%	H-1	X
H001-7025681		120380	WASHER, lock, $\frac{1}{4}$ in.	ea	2			%	%	H-1	X
G503-7372336	LO-FD4564 WO-637582 FM-GP2155	7372336	TANK, supply (issue until stock is exhausted, then use CYLINDER LO-FE1444).	ea					†		X
1204.3—Wheel Cylinders											
G503-0145854	LO-FD7379 WO-A1484 FM-GPW2061		CYLINDER, front wheel, assy (1 in.)	ea	2			%	%		X
G503-0145855	LO-FD7568 WO-A6110 BX-46491		CYLINDER, rear wheel, assy ($\frac{3}{4}$ in.)	ea	2			%	%		X
9240-FD4665	WO-637787 FM-GP2261		CYLINDER, rear wheel, assy ($\frac{7}{8}$ in.)	ea	2			%	%		X
H101-0427238		427238	SCREW, cap, $\frac{1}{4}$ -20NC-2 x $\frac{3}{8}$	ea	8			%	%	H-1	X
H001-7021741		120423	WASHER, lock, internal teeth, $\frac{1}{4}$ in.	ea	8			%	%	H-1	X
1204.5—Hydraulic Lines and Fittings											
G503-7372355	LO-FC7626 WO-A561	7372355	BOLT, front wheel brake line fitting	ea	2			%	%		X
G503-7740789	WO-A1486 FM-GPW2084	7740789	BRACKET, front flexible brake line, left	ea	1			%	%		X
G503-7697872	WO-A1487 FM-GPW2082	7697872	BRACKET, front flexible brake line, right	ea	1			%	%		X
G503-7744327	WO-A5227 FM-GPW2274	7744327	BRACKET, rear axle brake line tee	ea	1			%	%		X
H001-5419161	012-0229	120229	BOLT, mach, $\frac{5}{16}$ -18NC-3 x $\frac{7}{8}$	ea	1			%	%	H-1	X
G085-7735289	LO-FC3052 WO-637427 FM-782814A	7735289	CLIP, locking, flexible brake line	ea	6			%	%		X
G503-7372312	WO-A562	7372312	GASKET (front wheel) brake line tee fitting bolt (issue until stock is exhausted, then use GASKET 7372834).	ea					†		X

(1) STOCK NO.	(2) FEDERAL ITEM IDENTIFICATION NO.	(3) MANUFACTURER'S PART NO.	(4) ORDNANCE PART NO.	(5) DESCRIPTION	(6) UNIT OF ISSUE	(7) QUANTITY IN-CORP. IN UNIT	(8) ORGANIZATIONAL ALLOWANCES				(9) REFERENCE SYMBOLS
							NO. OF MAJOR ITEMS PER				
							CO, BTRY OR TRP		BN		
							1-15 (a)	16-35 (b)	36-85 (c)	86-186 (d)	
ORGANIZATIONAL SPARE PARTS FOR TRUCK—Continued											
GROUP 12—BRAKES—Continued											
1204.5—Hydraulic Lines and Fittings—Continued											
G740-7372834		LO-FC5795 WO-637426 FM-GP2087	7372834	GASKET (front wheel) brake line tee fitting (bolt).	ea	2			%	%	X
G503-7697871		WO-A1457 FM-GPW2096	7697871	GUARD, front wheel brake line (assy).	ea	2			%	%	X
G503-0217819		LO-FC8553 WO-A15802 FM-GPW2079		LINE, flexible, front brake, left and right, assy (6 in long).	ea	2			%	%	X
G503-0217820		LO-FC8502 WO-A15801 FM-GPW2078		LINE, flexible, front axle tee to master cylinder, line, assy (master cylinder front brake line to front axle brake line tee) (11 ¹³ / ₁₆ in long).	ea	1			%	%	X
G503-0217821		LO-FC5784 WO-A15803 FM-GP2078		LINE, flexible, rear axle tee to master cylinder, line, assy (16 in long) (master cylinder rear brake line to rear axle brake line tee).	ea	1			%	%	X
G503-7371003		WO-A1501 FM-GPW2263	7371003	LINE, front (axle brake line), tee to left (wheel), flexible line, assy (6 ¹ / ₂ in long) (issue until stock is exhausted, then use TUBING 44-T-5080-10 and (2) NUTS LO-FC5555).	ea					†	X
G503-7371006		WO-A1376 FM-GPW2266	7371006	LINE, front (axle brake line), tee to right (wheel), flexible line, assy (33 ¹ / ₂ in long) (issue until stock is exhausted, then use TUBING 44-T-5080-10 and (2) NUTS LO-FC5555).	ea					†	X

G503-7371009	WO-A1488 FM-GPW2298	7371009	LINE, front wheel cylinder to flexible line, assy (flexible brake line to wheel cylinder, assy) (5 $\frac{3}{4}$ in long) (issue until stock is exhausted, then use TUBING 44-T-5080-10 and (4) NUTS LO-FC5555).	ea						†		X
G503-7371004	WO-A1377 FM-GPW2264	7371004	LINE, master cylinder, front, assy (21 $\frac{7}{8}$ in long) (issue until stock is exhausted, then use TUBING 44-T-5080-10 and (2) NUTS LO-FC5555).	ea						†		X
G503-7371005	WO-A5224 FM-GPW2265	7371005	LINE, master cylinder, rear, assy (63 in long) (issue until stock is exhausted, then use TUBING 44-T-5080-10 and (2) NUTS LO-FC5555).	ea						†		X
G503-7371008	WO-A5225 FM-GPW2268	7371008	LINE, rear (axle brake line), tee to left rear wheel cylinder, assy (27 $\frac{1}{2}$ in long) (issue until stock is exhausted, then use TUBING 44-T-5080-10 and (2) NUTS—LO-FC5555).	ea						†		X
G503-7371007	WO-A5226 FM-GPW2267	7371007	LINE, rear (axle brake line), tee to right rear wheel cylinder, assy (29 in long) (issue until stock is exhausted, then use TUBING 44-T-5080-10 and (2) NUTS LO-FC5555).	ea						†		X
G503-7372341	LO-FC5555 WO-384710 FM-GP2133	7372341	NUT, brake line (hex, $\frac{3}{16}$ in inverted flared tube) ($\frac{3}{8}$ -24, male thread).	ea	16			%	%			X
G503-7372343	LO-FC5778 WO-637432 FM-GP2074	7372343	TEE, brake line (front and rear axle).....	ea	2			%	%			X
H007-0218040		44-T-5080-10	TUBING, seamless, size $\frac{3}{16}$ in.....	ft	†			%	%		H-7	X
1206—Pedal												
45-F-448-200		45-F-448-200	FITTING, lubricating, hydraulic type, $\frac{1}{8}$ -27NPT, male.	ea	1		%	%	%	%	H-16	X
G053-7697873	WO-A641 FM-GPW2476A	7697873	GROMMET, shaft (issue until stock is exhausted, then use PAD 7372824).	ea						†		X
G503-7744493	WO-A1359 FM-GPW2454	7744493	PAD, assy.....	ea	1		%	%	%	%		X
H101-0215369		215369	SCREW, cap, $\frac{5}{16}$ -18NC-2 x 1 $\frac{1}{4}$	ea	1		%	%	%	%	H-1	X
H001-7025711		120214	WASHER, lock, $\frac{5}{16}$ in.....	ea	1		%	%	%	%	H-1	X
G740-7372824	WO-A6359	7372824	PAD, draft pedal shank.....	ea	1		%	%	%	%		X
G503-7698205	WO-A1386 FM-GPW2452A	7698205	PEDAL, assy.....	ea	1		%	%	%	%		X
G503-0389783	WO-630593 FM-GPW7523		SPRING, retracting pedal (return).....	ea	1		%	%	%	%		X

(1)	(2)	(3)	(4)	(5)	(6)	(7)	(8)				(9)
STOCK NO.	FEDERAL ITEM IDENTIFICATION NO.	MANUFACTURER'S PART NO.	ORDNANCE PART NO.	DESCRIPTION	UNIT OF ISSUE	QUANTITY IN-CORP. IN UNIT	ORGANIZATIONAL ALLOWANCES				REFERENCE SYMBOLS
							NO. OF MAJOR ITEMS PER				
							CO, BTRY OR TRP		BN		
1-15 (a)	16-35 (b)	36-85 (c)	86-186 (d)								
ORGANIZATIONAL SPARE PARTS FOR TRUCK—Continued											
GROUP 13—WHEELS, HUBS AND DRUMS											
1311—Wheels, Hubs, Drums, Bearings, Studs and Nuts											
G503-7375863	MW-32739	7375863	BOLT, 1/2-20NF-2 x 1 11/32 (wheel disk to hub, left hand thread).	ea	10	%	%	%	%	X
G503-7375862	MW-32738	7375862	BOLT, 1/2-20NF-2 x 1 11/32 (wheel disk to hub, right hand thread).	ea	10	%	%	%	%	X
G503-7696525	SP-17071 WO-A869 FM-GP1139	7696525	CAP, front wheel hub.....	ea	2	%	%	%	%	X
H012-6141280	100-3526	705423	CONE and ROLLERS, tapered, roller bearing, JAN-711-18590-3000 (includes rollers and cage, SR, 1.625 bore, 0.6875 width).	ea	8	%	%	%	%	H-12 X
H012-6219420	706836	CUP, tapered, roller bearing, JAN-711-18520-1000 (SR, 2.875 OD, 0.500 width).	ea	8	%	%	%	%	H-12 X
G503-6540973	KHW-25693 WO-A5468	6540973 D40973	DISK, wheel (inner half WHEEL D40975) (issue until stock is exhausted, then use WHEEL 7387807).	ea	†	X
G503-7375387	7375387	DRUM, brake, front and rear wheel (assy) ..	ea	4	%	%	%	%	X
G503-7250920	KHW-25648 MW-32732	7250920	HUB (w/CUPS), assy.....	ea	4	%	%	%	%	X
G503-7539157	7539157	HUB (left), w/DRUM, assy (issue until stock is exhausted, then use HUB 7250920 (2), DRUM 7375387 (2) and BOLTS 7327275 (10)).	ea	†	X
G503-7539158	7539158	HUB, right, w/DRUM, assy (issue until stock is exhausted, then use HUB 7250920 (2), DRUM 7375387 (2) and BOLTS 7327274 (10)).	ea	†	X
G503-7371106	SP-17016 WO-A866 FM-GP4252	7371106	NUT, hex, S, 1 5/8-16 (adjusting, wheel hub bearing).	ea	8	%	%	%	%	X

G503-0314838	KHW-24576 WO-A475	A232404	NUT, sp, hex, S, 1/2-20NF-2, LH thd, wheel stud (wheel disk to hub bolt).	ea	10	%	%	%	%		X
G503-0314839	KHW-24575 WO-A476	7004761 A232405	NUT, sp, hex, S, 1/2-20NF-2, RH thd, wheel stud (wheel disk to hub bolt).	ea	10	%	%	%	%		X
G503-7387807	KHW-33702 WO-801762	7387807	RIM, w/DISK.....	ea	4	%	%	%	%		X
G503-6540974	KHW-25917 WO-A5549 FM-GPW1024	D40974	RIM, wheel (outer half of WHEEL, assy D40975) (issue until stock is exhausted, then use RIM 7387807).	ea						†	X
G503-0124253	KHW-25695 WO-A5470	A233140	BOLT, wheel rim to disk (1/2-20NF-2 x 1 17/32).	ea	40	%	%	%	%		X
G503-0314840	KHW-25779 WO-A5471 FM-GPW1030	A232465	NUT, wheel rim to disk bolt (1/2-20NF-2).	ea	40	%	%	%	%		X
H013-0500128		500128	SEAL, oil, type MW, 2 1/8 x 2.879 x 1/4 (wheel hub bearing) (also available as part of KIT 7347333 and 7371422 group 1000).	ea	4	%	%	%	%	H-13	X
G503-7696520	SP-17015 WO-A865 FM-GP1218	7696520	WASHER, lock, wheel hub bearing adjusting nut.	ea	4	%	%	%	%		X
G503-7696521	SP-17017 WO-A867 FM-GP1124	7696521	WASHER lock, wheel hub bearing jam nut (1 5/8 in).	ea	4	%	%	%	%		X
G529-0446892	KHW-25692 WO-A5467 FM-GPW1015	D40975	WHEEL, assy (16 x 4.50) (divided type) (issue until stock is exhausted, then use RIM 7387807).	ea						†	X
1313—Tires, Tubes, Beadlocks and Chains											
H014-0520936		520936	BEADLOCK, combat tire, channel type, 4.50-16 rim (used w/6.00-16 TIRES).	ea	4			%	%	H-14	X
H014-0520944		520944	CAP, tire valve, screwdriver type.....	ea	4	%	%	%	%	H-14	X
H014-0540016		540016	CHAIN, pneumatic tire, truck, single (type TS), 7.50-16 (MWO Ord G 503-W9).	pr	2	%	%	%	%	H-14	X
H014-0501229		501229	CORE, tire valve.....	ea	4	%	%	%	%	H-14	X
H014-0511250		511250	TIRE, pneumatic, truck and bus, 6 ply, mud and snow tread 6.00-16 (new).	ea	4			2	4	H-14	X
H014-0511570		511570	TIRE, pneumatic, truck and bus, 6 ply, mud and snow tread 7.50-16 (new) (MWO Ord G 503-W9).	ea	4			2	4	H-14	X
H014-0519246		519246	TUBE, pneumatic tire, truck and bus 6.00-16 (new).	ea	4			2	4	H-14	X
H014-0519260		519260	TUBE, pneumatic tire, truck and bus (new) 7.50-16 (new) (MWO Ord G 503-W9).	ea	4			2	4	H-14	X

G503-7696485	SP-S1106 WO-A876 FM-356124S	7696485	NUT, hex, S ($\frac{3}{4}$ -20NF-2).....	ea	1		%	%		X
H001-0811055		103388	PIN, cotter, $\frac{1}{8}$ x $1\frac{3}{4}$	ea	1		%	%	H-1	X
G503-7696529	SP-17205 WO-A861 FM-GPW3170	7696529	SHIELD, dust, bellcrank (pivot shaft) bearing.	ea	1		%	%		X
G503-7036584	CA-SX1110 WO-A623 FM-GPW3336	7036584	SHIELD, dust cover (seal).....	ea	2		%	%		X
G503-7373103	SP-17215 WO-A860 FM-GPW3169	7373103	WASHER, bellcrank (pivot) shaft, upper...	ea	1		%	%		X
G503-7373102	SP-17214 WO-A859 FM-GPW3168	7373102	WASHER, bellcrank pivot shaft, lower....	ea	1		%	%		X
1401.3—Steering Tie Rods										
G503-7696511	SP-13439 WO-A1706 TP-16MN8	7696511	CLAMP, knuckle (end).....	ea	4		%	%		X
H001-4027541		225831	NUT, hex, $\frac{3}{8}$ -24NF-2.....	ea	4		%	%	H-1	X
G503-7324869	WO-A1707 FM-24916S2	7324869	SCREW, hex-hd, $\frac{3}{8}$ -24NF x $1\frac{5}{8}$	ea	4		%	%		X
H001-7025741		120382	WASHER, lock, $\frac{3}{8}$ in.....	ea	4		%	%	H-1	X
G085-2371582	SP-16067 WO-A844 TP-14DN43		COVER, grease retaining tie rod end (end dust seal).	ea	4		%	%		X
G503-7371107	SP-17047X WO-A847 TP-14SV90A7	7371107	END, left, hand thd assy.....	ea	2		%	%		X
G503-7696524	SP-17046X WO-A838 TP-14SV89A7	7696524	END, right, hand thd assy.....	ea	2		%	%		X
45-F-448-200		45-F-448-200	FITTING, lubricating, hydraulic type, $\frac{1}{8}$ - 27NPT, male (tie rod).	ea	2		%	%	H-16	X
G503-7342641	SP-17309X WO-A1708 FM-GPW3279	7342641	ROD, tie, left, w/ENDS, assy (issue until stock is exhausted, then use components).	ea					†	X
G503-0373270	SP-17308X WO-A1704 FM-GPW3280		ROD, tie, right, w/ENDS, assy (issue until stock is exhausted, then use components).	ea					†	X
H001-4217681		125250	NUT, slotted, $\frac{1}{2}$ -20NF-2.....	ea	4		%	%	H-1	X
H001-0811281		108629	PIN, cotter, $\frac{3}{32}$ x $\frac{7}{8}$	ea	4		%	%	H-1	X
G503-7371772	FM-78-3332A	7371772	SEAL, end dust (rubber)..... (GPW)	ea	4		%	%		X
G503-7373111		7373111	SPRING, front axle tie rod (end stud)(MB)	ea	4		%	%		X

(1) STOCK NO.	(2) FEDERAL ITEM IDENTIFICATION NO.	(3) MANUFACTURER'S PART NO.	(4) ORDNANCE PART NO.	(5) DESCRIPTION	(6) UNIT OF ISSUE	(7) QUANTITY IN-CORP. IN UNIT	(8) ORGANIZATIONAL ALLOWANCES				(9) REFERENCE SYMBOLS
							NO. OF MAJOR ITEMS PER				
							CO, BTRY OR TRP		BN		
							1-15 (a)	16-35 (b)	36-85 (c)	86-186 (d)	
ORGANIZATIONAL SPARE PARTS FOR TRUCK—Continued											
GROUP 14—CONTROLS—Continued											
1401.3—Steering Tie Rods—Continued											
G503-7373154		SP-17295-2 WO-A1709 FM-GPW3282	7373154	TUBE, left.....	ea	1			%	%	X
G503-7373153		SP-17295-1 WO-A1705 FM-GPW3281	7373153	TUBE, right.....	ea	1			%	%	X
1401.5—Steering Gear											
G503-7371031		WO-A1116 FM-GPW3590	7371031	ARM, Pitman (w/integral BALL).....	ea	1			%	%	X
G503-7696347		RG-025060 WO-639115 FM-356077S5	7696347	NUT, hex, (hd) S. 5/8-18NF-2.	ea	1			%	%	X
H001-7025861			121574	WASHER, lock, 5/8 in.....	ea	1			%	%	H-1 X
H002-0100130			104919	BALL, 5/16 in (shaft cam thrust bearing).....	ea	22			%	%	H-2 X
G503-7351023		RG-063019	7351023	BEARING, bushing type, Pitman shaft, inner (in housing).	ea	1			%	%	X
G503-7375809		RG-063020	7375809	BEARING, bushing type, Pitman shaft, outer (in housing).	ea	1			%	%	X
G503-7696356		RG-063996 WO-639190 FM-GPW3517	7696356	BEARING, column, wheel end (needle roller) w/outer RACE, assy (jacket, upper).	ea	1			%	%	X
G503-7696374		RG-502282 WO-A635 FM-GPW3506	7696374	CLAMP, mounting to housing, w/BOLT jacket, (w/SCREW), NUT and lock WASHER, assy.	ea	1			%	%	X
G503-7343030		WO-390510	7343030	COVER, jacket oil hole.....(MB)	ea	1			%	%	X
G503-7696375		RG-502540	7696375	COVER, housing, side, assy (issue until stock is exhausted, then use COVER 7375438).	ea	1			%	%	X

G503-7375438		RG-504378	7375438	COVER, housing, side, assy.....	ea	1		%	%		X
H101-0215366			215366	SCREW, cap, $\frac{5}{16}$ -18NC-2 x 1.....	ea	4		%	%	H-1	X
H001-7018711			120638	WASHER, lock, $\frac{5}{16}$ in.....	ea	4		%	%	H-1	X
G503-7367859		RG-400025	7367859	CUP, ball, camshaft thrust bearing.....	ea	2		%	%		X
		WO-639102									
		FM-GPW3552									
G503-7696368		RG-T129001	7696368	GASKET, housing side cover.....	ea	1		%	%		X
		WO-639119									
		FM-GPW3581									
G503-7767293		RG-T13086	7767293	GEAR, steering, w/o WHEEL, assy.....	ea	1		%	%		X
		WO-A1239									
		FM-GPW3504									
H101-0124372	012-4372		124372	BOLT, mach, $\frac{1}{16}$ -20NF-2 x 4.....	ea	1		%	%	H-1	X
H001-4167641			120370	NUT, hex, $\frac{1}{16}$ -20NF-2.....	ea	3		%	%	H-1	X
H101-0215642			215642	SCREW, cap, $\frac{1}{16}$ -20NF-2 x 3.....	ea	2		%	%	H-1	X
G503-7324849		WO-638381	7324849	WASHER, plain, S, $\frac{1}{2}$ ID, $1\frac{1}{4}$ OD, $\frac{1}{8}$ thk.	ea	1		%	%		X
G503-7696379		RG-503284	7696379	HOUSING, assy.....	ea	1		%	%		X
		WO-A740									
		FM-GPW3548									
G503-7371028		WO-1199	7371028	JACKET (tube), w/BEARING, assy.....	ea	1		%	%		X
		FM-GPW3509									
H001-4185641			124929	NUT, jam, $\frac{1}{16}$ -20NF-2 (Pitman shaft ad- justing screw).	ea	1		%	%	H-1	X
H006-0283900			219188	PLUG, pipe, $\frac{1}{8}$ in (filler, housing).....	ea	1		%	%	H-6	X
G503-7696371		RG-401100	7696371	RING, retaining, shaft cam thrust bearing...	ea	2		%	%		X
		WO-639103									
		FM-GPW3589									
G503-7371029		FM-GPW3521	7371029	RING, snap (jacket bearing spring seat) (GPW).	ea	1		%	%		X
G503-7696342		RG-021116	7696342	SCREW, adjusting, Pitman shaft (inside cover).	ea	1		%	%		X
		WO-639118									
		FM-GPW3577									
H013-0500017			500017	SEAL, oil, type MW, $\frac{7}{8}$ x 1.312 x $\frac{1}{4}$ (Pitman shaft housing).	ea	1		%	%	H-13	X
G503-7696348		RG-028093	7696348	SEAT, jacket upper (bearing spring).....	ea	1		%	%		X
		WO-639192									
		FM-GPW3518									
G503-7696400		RG-7698-4-5-8	7696400	SHAFT, arm, w/LEVER (Pitman), assy.....	ea	1		%	%		X
		WO-A745									
		FM-GPW3575									
G503-7371097		RG-503308	7371097	SHAFT, w/integral WORM assy (wheel NUT).	ea	1		%	%		X
		WO-A8838									
		WO-A742									
G503-7371030		WO-638918	7371030	SHIM, mounting, housing adjusting, hous- ing to frame side rail).	ea	2		%	%		X
		FM-GPW3563									

(1) STOCK NO.	(2) FEDERAL ITEM IDENTIFI- CATION NO.	(3) MANUFACTURER'S PART NO.	(4) ORDNANCE PART NO.	(5) DESCRIPTION	(6) UNIT OF ISSUE	(7) QUAN- TITY IN- CORP. IN UNIT	(8) ORGANIZATIONAL ALLOWANCES				(9) REFERENCE SYMBOLS
							NO. OF MAJOR ITEMS PER				
							CO, BTRY OR TRP		BN		
							1-15 (a)	16-35 (b)	36-85 (c)	86-186 (d)	
ORGANIZATIONAL SPARE PARTS FOR TRUCK—Continued											
GROUP 14—CONTROLS—Continued											
1401.5—Steering Gear—Continued											
G503-7371431		WO-A6760 FM-GPW18374	7371431	SHIM SET, adj, housing upper cover..... Composed of: 2 SHIM (0.002) (subgroup 1401.5) ⁵ 2 SHIM (0.003) (subgroup 1401.5) ⁵ 2 SHIM (0.010) (subgroup 1401.5) ⁵	ea				%	%	X
G503-7696350		WO-639108 FM-GPW3593	7696350	SHIM (housing upper cover), 0.002 thk (issue until stock is exhausted, then use SHIM SET 7371431).	ea					†	X
G503-7696351		RG-033047 WO-639109 FM-GPW3594	7696351	SHIM (housing upper cover), 0.003 thk (issue until stock is exhausted, then use SHIM SET 7371431).	ea					†	X
G503-7696352		RG-033048 WO-639110 FM-GPW3595	7696352	SHIM (housing upper cover), 0.010 thk (issue until stock is exhausted, then use SHIM SET 7371431).	ea					†	X
G503-7696370		RG-401090 WO-639191 FM-GPW3520	7696370	SPRINGS, jacket upper bearing.....	ea	1			%	%	X
G503-7371032		WO-A6343 WO-A6858 WO-A535 FM-GPW3600A FM-GPW3600A3	7371032	WHEEL, assy (issue until stock is exhausted, then use WHEEL 7375336).	ea					†	X
G740-7375336		WO-800737	7375336	WHEEL, assy.....	ea	1			%	%	X
G503-7371096		RG-026988 WO-A633 FM-GPW3655	7371096	NUT, sp, hex $1\frac{3}{16}$ -20;NC-2.....	ea	1			%	%	X

GROUP 15—FRAME AND BRACKETS											
1503—Towing Pintle											
G529-7010531	WO-A6393 FM-GPW5186	7010531	BOLT, eye, S, cd, 1¼ eye, ½-13NC-2, 1½ (Used w/PINTLE 7061999).	ea	2	%	%	%	%	X
H001-4167661	120378	NUT, hex, ½-13NC-2.....	ea	2	%	%	%	%	H-1 X
H001-7025801	120384	WASHER, lock, ½ in.....	ea	2	%	%	%	%	H-1 X
45-F-451	45-F-451	FITTING, lubricating, hydraulic type, ¼-28NS, male (lock latch retaining pin (1) and lock (1)) (note 2).	ea	2	%	%	%	%	H-16 X
G503-7061999	WO-A593 FM-GPW5182 HLH-T60B	7061999	PINTLE (towing, w/o eye BOLTS), assy (issue until stock is exhausted, then use PINTLE 7073209).	ea	†	X
G503-7073209	7073209	PINTLE (towing), assy.....	ea	1	%	%	%	%	X
H001-5456941	018-1667	181667	BOLT, mach, ⅙-20NF-3 x 1⅝.....	ea	4	%	%	%	%	H-1 X
H001-4171641	121949	NUT, hex, ⅙-20NF-3.....	ea	4	%	%	%	%	H-1 X
H101-0131100	131100	WASHER, lock, ⅙ in.....	ea	4	%	%	%	%	H-1 X
1504—Spare Wheel Carrier											
G503-7099909	WO-A2359 FM-GPW1433B	7099909	BRACKET, assy.....	ea	1	%	%	X
H001-5026111	021-4018	214018	BOLT, mach, ⅙-18NC-2 x ⅝.....	ea	2	%	%	H-1 X
H001-4026521	220070	NUT, hex, ⅙-18NC-2.....	ea	4	%	%	H-1 X
H101-0215369	215369	SCREW, cap, ⅙-18NC-2 x 1¼.....	ea	2	%	%	H-1 X
H001-7025711	120214	WASHER, lock, ⅙ in.....	ea	4	%	%	H-1 X
GROUP 16—SPRINGS AND SHOCK ABSORBERS											
1601.1—Front Springs											
G503-7371064	WO-384228 FM-GPW5468	7371064	BOLT, pivot, front right and rear left and right spring to shackle (rear bracket) (used on vehicles w/o torque SPRING).	ea	2	%	%	X
G503-7735822	WO-A6511 FM-GPW5455	7735822	BOLT, "U", spring (to axle housing) (right (1) and left (2)) (8 leaf spring) (used on vehicles w/o torque SPRING).	ea	3	%	%	X
G503-7371090	WO-A513 FM-GPW5778	7371090	BOLT, "U", spring shackle, LH thd.....	ea	1	%	%	X
G503-7735833	WO-A514 FM-GPW5779	7735833	BOLT, "U", spring shackle, RH thd.....	ea	1	%	%	X
G503-7697860	WO-A481 FM-GPW5783A	7697860	BUMPER, front and rear axle (on frame) (rubber).	ea	2	%	%	X

For explanation of footnotes, see NOTES, page 96.

(1) STOCK NO.	(2) FEDERAL ITEM IDENTIFI- CATION NO.	(3) MANUFACTURER'S PART NO.	(4) ORDNANCE PART NO.	(5) DESCRIPTION	(6) UNIT OF ISSUE	(7) QUAN- TITY IN- CORP. IN UNIT	(8) ORGANIZATIONAL ALLOWANCES				(9) REFERENCE SYMBOLS
							NO. OF MAJOR ITEMS PER				
							CO, BTRY OR TRP		BN		
							1-15 (a)	16-35 (b)	36-85 (c)	86-186 (d)	
ORGANIZATIONAL SPARE PARTS FOR TRUCK—Continued											
GROUP 16—SPRINGS AND SHOCK ABSORBERS—Continued											
1601.1—Front Springs—Continued											
G503-7371085		WO-359039 FM-GPW5781	7371085	BUSHING, spring eye.....	ea	2			%	%	X
G503-7371062		WO-A8255 FM-GPW5463B	7371062	BUSHING, spring shackle, LH thd, assy....	ea	1			%	%	X
G503-7371063		WO-A8256 WO-634432 FM-GPW5464	7371063	BUSHING, spring shackle, RH thd, assy (lower right (1), upper left (1) and upper right (1)).	ea	3			%	%	X
G503-7371082		WO-A8578 FM-GPW5705C	7371082	CLIP, spring to axle, left front and left right rear.	ea	2			%	%	X
G503-7371058		WO-A574 FM-GPW5453	7371058	CLIP, spring to axle, right front.....	ea	1			%	%	X
G503-7371060		WO-A8291 FM-GPW5455B	7371060	CLIP, spring to axle, right front.....	ea	1			%	%	X
G503-7371059		WO-A8289 FM-GPW5453B	7371059	CLIP, spring to axle, right front.....	ea	1			%	%	X
G503-7697861		WO-A6326 FM-GPW5601	7697861	LOCK, shackle bolt, left, assy.....	ea	1			%	%	X
G503-7371061		WO-339372 FM-GPW5456	7371061	NUT, sp, hex, $\frac{7}{16}$ -20NF-2 (right spring to axle housing U-bolt (4), left (4)).	ea	8			%	%	X
G503-5333811		WO-638539 FM-35625S8	A333811 5333811	NUT, sp, hex ($1\frac{1}{16}$ in) S, zn-pltd, $\frac{7}{16}$ -20NF-4 (right spring to axle housing U-bolt (4), left (4)).	ea	8			%	%	X
G053-7735843		WO-A1252 FM-GPW5482	7735843	RETAINER, grease seal, shackle (bearing)..	ea	4			%	%	X
G503-7735842		WO-A515 FM-GPW5481	7735842	SEAL, grease, shackle (bearing).....	ea	4			%	%	X
G503-7371114		WO-A8463 WO-645548 FM-GPW5310B	7371114	SPRING, front, left or right, 10 leaf, assy...	ea	2			%	%	X

G503-7735493	WO-A613 FM-GPW5310	7735493	SPRING, left, assy (8 leaf) (issue until stock is exhausted, then use SPRING 7371114).	ea					†	X
G503-7326140	WO-A8464	7326140	SPRING, right, assy (issue until stock is exhausted, then use SPRING 7371114).	ea					†	X
H101-0131100		131100	WASHER, lock, 1/16 in (right spring to axle housing U-bolt nut (4), left (4)).	ea	8		%	%	H-1	X
1601.3—Rear Springs										
G503-7371064	WO-384228 FM-GPW5468	7371064	BOLT, pivot, front right and rear left and right spring to shackle (bracket).	ea	2		%	%		X
G503-7735833	WO-A514 FM-GPW5779	7735833	BOLT, "U", spring shackle, RH thd.....	ea	1		%	%		X
G503-7371090	WO-A513 FM-GPW5778	7371090	BOLT, "U", spring shackle, LH thd.....	ea	1		%	%		X
G503-7697860	WO-A481 FM-GPW5783A	7697860	BUMPER, front and rear axle (on frame) (rubber).	ea	2		%	%		X
G503-7371085	WO-359039 FM-GPW5781	7371085	BUSHING, spring eye.....	ea	2		%	%		X
G503-7371062	WO-635532 FM-GPW5463 FM-GPW5463B	7371062	BUSHING, spring shackle, LH thd, assy....	ea	1		%	%		X
G503-7371063	WO-A8256 WO-634432 FM-GPW5464 FM-GPW5464B	7371063	BUSHING, spring shackle, RH thd, assy (lower left (1) upper left (1) and upper right (1)).	ea	3		%	%		X
G503-7371080	FM-GPW5705	7371080	CLIP, spring to axle, left front and left right rear (issue until stock is exhausted, then use CLIP 7371081).	ea					†	X
G503-7371081	WO-A575 FM-GPW5705B	7371081	CLIP, spring to axle, left front and left right rear.	ea	4		%	%		X
G503-7371082	WO-A8578 FM-GPW5705C	7371082	CLIP, spring to axle, left front and left right rear.	ea	4		%	%		X
G503-7371061	WO-339372 FM-GPW5456	7371061	NUT, sp, hex, 1/16-20NF-2 (spring to axle housing U-bolt).	ea	8		%	%		X
G503-7735843	WO-A1252 FM-GPW5482	7735843	RETAINER (bolt) grease seal, spring shackle.	ea	4		%	%		X
G503-7735842	WO-A515 FM-GPW5481	7735842	SEAL, grease, spring shackle (bolt).....	ea	4		%	%		X
G503-0389784	WO-614 FM-GPW5560		SPRING, 9 leaf, assy (issue until stock is exhausted, then use SPRING 7371065).	ea					†	X
G503-7371065	WO-A15728 FM-GPW5560B	7371065	SPRING, 11 leaf, assy.....	ea	2		%	%		X
H101-0131100		131100	WASHER, lock, 1/16 in.....	ea	4		%	%	H-1	X

(1) STOCK NO.	(2) FEDERAL ITEM IDENTIFI- CATION NO.	(3) MANUFACTURER'S PART NO.	(4) ORDNANCE PART NO.	(5) DESCRIPTION	(6) UNIT OF ISSUE	(7) QUAN- TITY IN- CORP. IN UNIT	(8) ORGANIZATIONAL ALLOWANCES				(9) REFERENCE SYMBOLS
							NO. OF MAJOR ITEMS PER				
							CO, BTRY OR TRP		BN		
							1-15 (a)	16-35 (b)	36-85 (c)	86-186 (d)	
ORGANIZATIONAL SPARE PARTS FOR TRUCK—Continued											
GROUP 16—SPRINGS AND SHOCK ABSORBERS—Continued											
1602—Torque Spring											
G503-7371077	WO-A6075	7371077	BOLT, pivot, front left spring to shackle...	ea	1	%	%	X	
G503-7371078	FM-GPW5608 WO-A6074	7371078	BOLT, pivot, torque reaction spring to shackle.	ea	1	%	%	X	
G503-7371073	FM-GPW5609 WO-A6068	7371073	SHACKLE, inner, w/BUSHING, assy.....	ea	1	%	%	X	
G503-7697875	FM-GPW5602 WO-A6071	7697875	SHACKLE, outer, w/BUSHING, assy (issue until stock is exhausted, then use SHACKLE 7371075).	ea	†	X	
G503-7371075	FM-GPW5606 WO-A6069	7371075	SHACKLE, outer, w/BUSHING, assy.....	ea	1	%	%	X	
G503-7371070	FM-GPW5605 WO-A6066	7371070	SPRING, torque reaction, w/BUSHING,	ea	1	%	%	X	
1604.1—Shock Absorbers											
G502-7088715	FM-GPW5588A MAE-11465	7088715	ABSORBER, shock, front, assy.....	ea	2	%	%	%	%	X
G503-7703114	WO-A6902 WO-A169 MAE-11466	7703114	ABSORBER, shock, rear, assy.....	ea	2	%	%	%	%	X
G503-7343032	WO-A6903 FM-GPW18080 HP-779	7343032	BUSHING, mounting pin, rubber (shaft) (rubber).	ea	16	%	%	%	%	X
G503-7347348	WO-637936 FM-GPW18060A WO-A8809	7347348	KIT, repair, front (issue until stock is ex- hausted, then use ABSORBER 7088715).	ea	†	X
G503-7347349	WO-A8810	7347349	KIT, repair, rear (issue until stock is ex- hausted, then use ABSORBER 7703114).	ea	†	X

G503-5700663	WO-A17642	5700663	KIT, repair (Monroe type) (issue until stock is exhausted, then use ABSORBER 7088715 or ABSORBER 7703114).	ea						†	X
G503-7371752	WO-A227 FM-351505S	7371752	WASHER, mounting pin (shaft) (issue until stock is exhausted, then use WASHER 7743812).	ea						†	X
G503-7743812	FM-351505S7	7743812	WASHER, mounting, pin (shaft).....	ea	8	%	%	%	%		X
GROUP 17—HOOD, FENDERS AND SPLASH SHIELDS											
1701—Fenders											
G503-7743875	FM-GPW16132	7743875	ANTI-SQUEEK, fender to cowl side panel, lower (issue until stock is exhausted, then use WEBBING 27-W-918).	ea						†	X
G503-7743876	FM-GPW16159	7743876	ANTI-SQUEEK, fender to cowl side panel, upper (issue until stock is exhausted, then use WEBBING 27-W-918).	ea						†	X
G503-7743877	FM-GPW16133	7743877	ANTI-SQUEEK, splash apron (shield) to frame (issue until stock is exhausted, then use WEBBING 27-W-918).	ea						†	X
G740-7697493	WO-A2843	7697493	BRACE, left fender.....	ea	1			%	%		X
G740-7697494	WO-A2844	7697494	BRACE, right fender.....	ea	1			%	%		X
H101-0215547		215547	SCREW, cap, 3/8-24NF-2 x 1 3/8.....	ea	4			%	%	H-1	X
H001-7025741		120382	WASHER, lock, 3/8 in.....	ea	4			%	%	H-1	X
H001-7045591		120388	WASHER, plain, 3/8 in.....	ea	4			%	%	H-1	X
G503-7743846	WO-A2942 FM-GPW16006	7743846	FENDER, front left, w/splash APRON, assy.	ea	1			%	%		X
G503-7743847	WO-A2943 FM-GPW16005	7743847	FENDER, front right, w/splash APRON, assy.	ea	1			%	%		X
H101-0227748		227748	BOLT, hex-hd, 5/16-18NC-2 x 3/4.....	ea	8			%	%	H-1	X
H001-4167541		120376	NUT, hex, 5/16-18NC-2.....	ea	2			%	%	H-1	X
H001-7025711		120214	WASHER, lock, 5/16 in.....	ea	8			%	%	H-1	X
H001-7043711		120393	WASHER, plain, 5/16 in.....	ea	8			%	%	H-1	X
H009-0100890		27-W-918	WEBBING, width 1 in.....	yd	†			%	%	H-9	X
1702—Splash Shields											
G503-7743848	FM-GPW16083 WO-A2841	7743848	APRON, splash (engine), left fender, assy...	ea	1			%	%		X
G503-7743849	FM-GPW16082 WO-A8242	7743849	APRON, splash (engine), right fender, assy..	ea	1			%	%		X
H101-0223650		223650	BOLT, hex-hd, 5/16-24NF-2 x 3/4.....	ea	1			%	%	H-1	X
H001-3019911		223670	BOLT, hex-hd, 3/8-24NF-2 x 3/4.....	ea	4			%	%	H-1	X

(1) STOCK NO.	(2) FEDERAL ITEM IDENTIFICATION NO.	(3) MANUFACTURER'S PART NO.	(4) ORDNANCE PART NO.	(5) DESCRIPTION	(6) UNIT OF ISSUE	(7) QUANTITY IN-CORP. IN UNIT	(8) ORGANIZATIONAL ALLOWANCES				(9) REFERENCE SYMBOLS	
							NO. OF MAJOR ITEMS PER					
							CO. BTRY OR TRP		BN			
							1-15 (a)	16-35 (b)	36-85 (c)	86-186 (d)		
ORGANIZATIONAL SPARE PARTS FOR TRUCK—Continued												
GROUP 17—HOOD, FENDERS AND SPLASH SHIELDS—Continued												
1702—Splash Shields—Continued												
APRON, splash (engine), right fender, assy—Continued												
H001-7025711			120214	WASHER, lock, 5/16 in.	ea	1			%	%	H-1	X
H001-7025741			120382	WASHER, lock, 3/8 in.	ea	4			%	%	H-1	X
H001-7043711			120393	WASHER, plain, 5/16 in.	ea	1			%	%	H-1	X
H001-7043741			120394	WASHER, plain, 3/8 in.	ea	4			%	%	H-1	X
G503-7371376		FM-GPW8240	7371376	SHIELD, crankshaft pulley (splash, radiator shell to frame, front crossmember):	ea	1			%	%		X
G134-0124047		WO-A1124 FM-20309S2		BOLT, hex-hd, 1/4-28NF-2 x 1/2 (issue until stock is exhausted, then use BOLT 224022).	ea						†	X
H101-0224022			224022	BOLT, hex-hd, 1/4-28NF x 1/2	ea	6			%	%	H-1	X
H001-4167521			120367	NUT, hex, 1/4-28NF-2	ea	6			%	%	H-1	X
H001-7025681			120380	WASHER, lock, 1/4 in.	ea	6			%	%	H-1	X
G503-7336451		FM-356376S WO-A1125	7336451	WASHER, plain, 1 1/32 x 5/8	ea	6			%	%		X
1703—Hood												
G503-7697851		WO-A3059 FM-GPW16684	7697851	BRACKET, catch	ea	2			%	%		X
H001-4167501			120375	NUT, hex, 1/4-20NC-2	ea	4			%	%	H-1	X
H101-0214582			214582	SCREW, cap, 1/4-20NC-2 x 5/8	ea	4			%	%	H-1	X
H001-7025681			120380	WASHER, lock, 1/4 in.	ea	4			%	%	H-1	X
H001-7043681			120392	WASHER, plain, 1/4 in.	ea	4			%	%	H-1	X
G503-7698438		WO-A3780 FM-GTB16849A	7698438	BUMPER, windshield, hood top (assy) (on hood top).	ea	2			%	%		X
G503-7371580		WO-A2896 FM-GPW16892	7371580	CATCH, hold down, hood, assy	ea	2			%	%		X
H001-4167501			120375	NUT, hex, 1/4-20NC-2	ea	4			%	%	H-1	X
H101-0214582			214582	SCREW, cap, 1/4-20NC-2 x 5/8	ea	4			%	%	H-1	X

H001-7025681		120380	WASHER, lock, 1/4 in.....	ea	4		%	%	H-1	X
H001-7043681		120392	WASHER, plain, 1/4 in.....	ea	4		%	%	H-1	X
G503-7698439	WO-A2188	7698439	HINGE, hood, assy.....	ea	1		%	%		X
	FM-GPW16802									
H001-4029501		120372	NUT, sq, 1/4-20NC-2.....	ea	5		%	%	H-1	X
H001-5025511		216915	SCREW, cap, 1/4-20NC-2 x 5/8.....	ea	5		%	%	H-1	X
H001-7025681		120380	WASHER, lock, 1/4 in.....	ea	5		%	%	H-1	X
H001-7043681		120392	WASHER, plain, 1/4 in.....	ea	5		%	%	H-1	X
G503-7741429	WO-A2836	7741429	HOOD, assy (used on vehicles through Serial No 103545).	ea	1		%	%		X
G503-7741430	WO-A3225	7741430	HOOD, assy (used on vehicles after Serial No 103545).	ea	1		%	%		X
	FM-GPW16610									
H009-0100890		27-W-918	WEBBING, width 1 in (hood to radiator (1) and cowl (1)).	yd	†		%	%	H-9	X
GROUP 18—BODY										
1804—Windshield, Glove Compartment and Safety Strap										
G671-7007136	WO-A2235	7007136	ARM, adjusting, windshield, assy.....	ea	2		%	%		X
	FM-GP1103302									
G503-7371507	FM-81W811189	7371507	SCREW, pivot, windshield adj arm (thumb) (1/4-28NF-2) (issue until stock is exhausted, then use SCREW 7371508).	ea					†	X
G503-7371508	WO-A2239	7371508	SCREW, pivot, windshield adj arm (thumb) (1/4-28NF-2) (issue until stock is exhausted, then use SCREW 7347602).	ea					†	X
	FM-G8T8103074B			ea					†	X
G503-7347602	WO-663672	7347602	SCREW, thumb (1/4-28NF-2).....	ea	2		%	%		X
G503-7767292	WO-2983	7767292	BOLT, anchor, 3/8-16NC-2 safety strap.....	ea	2		%	%		X
	FM-355569S2									
G503-7698488	WO-A2138	7698488	BOLT, eye, 3/8-16NC-2 safety strap.....	ea	2	%	%	%	%	X
	FM-GPW1102-396									
G503-7698430	WO-A2213	7698430	BRACKET, pivot, windshield, assy.....	ea	2		%	%		X
	FM-GPW1103-162									
G503-7371824	WO-A4300	7371824	BRACKET (windshield adjusting arm) w/BUSHING, assy.	ea	2		%	%		X
	FM-GP1103310									
G503-7371823	WO-A2232	7371823	BRACKET (windshield adjusting arm), w/STUD, assy.	ea	2		%	%		X
	FM-GP1103304									
G503-7371821	WO-A3197	7371821	CATCH, hold-down, windshield, assy.....	ea	2		%	%		X
	FM-GPW1103027									
G503-7698432	WO-A2501	7698432	CHAIN, windshield (pivot), thumb screw...	ea	2		%	%		X
	FM-GPW1151-289									

(1) STOCK NO.	(2) FEDERAL ITEM IDENTIFI- CATION NO.	(3) MANUFACTURER'S PART NO.	(4) ORDNANCE PART NO.	(5) DESCRIPTION	(6) UNIT OF ISSUE	(7) QUAN- TITY IN- CORP. IN UNIT	(8) ORGANIZATIONAL ALLOWANCES				(9) REFERENCE SYMBOLS
							NO. OF MAJOR ITEMS PER				
							CO, BTRY OR TRP		BN		
							1-15 (a)	16-35 (b)	36-85 (c)	86-186 (d)	
ORGANIZATIONAL SPARE PARTS FOR TRUCK—Continued											
GROUP 18—BODY—Continued											
1804—Windshield, Glove Compartment And Safety Strap—Continued											
G503-7743844		WO-A2227 FM-GP1103482	7743844	CLAMP, windshield, assy.....	ea	2			%	%	X
G503-7371820		WO-A2226 FM-GP1103014 FM-GP1103014A	7371820	FRAME, windshield, w/GLASS, assy (used with hand type wiper) (issue until stock is exhausted, then use FRAME 7099459).	ea	1			%	%	X
G503-7099459		WO-A12759 FM-GP1103014B	7099459	FRAME, windshield glass, w/GLASS, assy (used with vacuum type wiper).	ea	1			%	%	X
G540-7091769		WO-A2238 FM-B45482C	7091769	KNOB, windshield adjusting arm ($\frac{5}{16}$ -18NC- 2).	ea	2			%	%	X
G503-7326119		WO-A2214 FM-355449S2	7326119	SCREW, thumb (windshield pivot), $\frac{3}{8}$ - 24NF-2.	ea	2	%	%	%	%	X
G503-7371886		WO-A2483 FM-99W8103311 AN-S384	7371886	SPACER, windshield adjusting arm.....	ea	2			%	%	X
G503-7324848		WO-A2220 FM-356373S2	7324848	WASHER, S, $2\frac{1}{32}$ ID, 1 OD, 0.015 thk, $\frac{3}{32}$ crown (spring, windshield adjusting arm knob).	ea	4			%	%	X
G503-7324847		WO-A4260 FM-356361S7 AN-S1044	7324847	WASHER, windshield adjusting arm spring (knob).	ea	2			%	%	X
G503-7371819		WO-A3210 FM-GPW1103010	7371819	WINDSHIELD, assy (issue until stock is exhausted, then use WINDSHIELD .7740835).	ea					†	X
G503-7740835		WO-A12758	7740835	WINDSHIELD, assy.....	ea	1			%	%	X
1805—Cab Floors											
G503-7698465		WO-A2982 FM-GPW1112110	7698465	COVER (access), transmission (drain plug).	ea	1	%	%	%	%	X

G503-7698466	WO-A2919 FM-GPW1112119	7698466	RING, gear shift lever housing cover.....	ea	1	%	%	%	%		X
G503-7698486	WO-A2932 FM-GPW1111137A	7698486	SEAL, brake cylinder inspection (hole) cover.	ea	1	%	%	%	%		X
G503-7371825	WO-A3783 FM-GPW1111286A	7371825	SEAL (dust, transmission), gear shift lever housing cover (rubber).	ea	1	%	%	%	%		X
G503-7698487	WO-A2994 FM-GPW1112116A	7698487	SEAL, transmission (access) cover.....	ea	1	%	%	%	%		X
1806—Seats, Trim and Crash Pads											
G503-7741329	WO-A11729	7741329	BACK, front seat (back), assy.....	ea	2	%	%	%	%		X
H101-0111687		111687	SCREW, tapping, No 10 x 1/2.....	ea	20	%	%	%	%	H-1	X
H001-1513004		121324	WASHER, finishing, No 10.....	ea	20	%	%	%	%	H-1	X
G503-7741330	WO-A11731	7741330	BACK rear seat (back), assy.....	ea	1	%	%	%	%		X
H101-0111687		111687	SCREW, tapping, No 10 x 1/2.....	ea	7	%	%	%	%	H-1	X
H001-1513004		121324	WASHER, finishing, No 10..	ea	7	%	%	%	%	H-1	X
G503-7698442	WO-A2453 FM-GPW1162-552	7698442	BRACKET, pivot, front seat.....	ea	2			%	%		X
H001-0912102		216407	RIVET, rd-hd, 3/8 x 5/8.....	ea	2			%	%	H-1	X
G503-7698443	WO-A2787 FM-GPW1162-402	7698443	BRACKET (retaining), rear seat back frame.	ea	2			%	%		X
G503-7744208	WO-A12400	7744208	CUSHION, driver's seat, assy.....	ea	1	%	%	%	%		X
H101-0111687		111687	SCREW, tapping, No 10 x 1/2.....	ea	10	%	%	%	%	H-1	X
H001-1513004		121324	WASHER, finishing, No 10.....	ea	10	%	%	%	%	H-1	X
G503-7698444	WO-A11730 FM-GPW1162-900C	7698444	CUSHION, front (passenger's) seat, assy....	ea	1	%	%	%	%		X
H101-0111687		111687	SCREW, tapping, No 10 x 1/2.....	ea	10	%	%	%	%	H-1	X
H001-1513004		121324	WASHER, finishing, No 10.....	ea	10	%	%	%	%	H-1	X
G503-7768173	WO-A11732	7768173	CUSHION, rear seat assy.....	ea	1	%	%	%	%		X
H101-0111687		111687	SCREW, tapping, No 10 x 1/2.....	ea	5	%	%	%	%	H-1	X
H001-1513004		121324	WASHER, finishing, No 10.....	ea	5	%	%	%	%	H-1	X
G503-7698461	WO-A2783	7698461	FRAME, rear seat back, assy (issue until stock is exhausted, then use BACK 7741330).	ea					†		X
G503-7698463	WO-A2905 FM-GPW1164-812B	7698463	PAD, front seat back (issue until stock is exhausted, then use BACK 7741329).	ea					†		X
G503-7698462	WO-A2908 FM-GPW1166-800B	7698462	PAD, rear seat back (issue until stock is exhausted, then use BACK 7741330).	ea					†		X
G503-7698445		7698445	TRIM, front seat back, assy (issue until stock is exhausted, then use BACK 7741329).	ea					†		X
G503-7698435	WO-A2987 FM-GPW166-600	7698435	TRIM, rear seat back, assy (issue until stock is exhausted, then use BACK 7741330).	ea					†		X

(1) STOCK NO.	(2) FEDERAL ITEM IDENTIFICATION NO.	(3) MANUFACTURER'S PART NO.	(4) ORDNANCE PART NO.	(5) DESCRIPTION	(6) UNIT OF ISSUE	(7) QUANTITY IN-CORP. IN UNIT	(8) ORGANIZATIONAL ALLOWANCES				(9) REFERENCE SYMBOLS
							NO. OF MAJOR ITEMS PER				
							CO, BTRY OR TRP		BN		
							1-15 (a)	16-35 (b)	36-85 (c)	86-186 (d)	
ORGANIZATIONAL SPARE PARTS FOR TRUCK—Continued											
GROUP 18—Body—Continued											
1806—Seats, Trim and Crash Pads—Continued											
G503-7698434		WO-A2988 FM-GPW1163-804C	7698434	TRIM, rear seat cushion, comp, assy (issue until stock is exhausted, then use CUSHION 7768173).	ea					†	X
1808—Tool Compartment, Stowage Clamps, and Straps											
G503-6578296			D78296	CASE, rifle (universal), w/HOLDER, assy	ea	1	%	%	%	%	X
G503-7698436		WO-A2995 FM-GPW1128256	7698436	CLAMP, axe, front, assy	ea	1			%	%	X
G503-7698437		WO-A2894 FM-GPW1128254	7698437	CLAMP, axe, rear, assy	ea	1			%	%	X
G503-7698459		WO-A2503 FM-GPW1146102A	7698459	SEAL, tool compartment lid (issue until stock is exhausted, then use SEAL 7743813).	ea					†	X
G503-7744399		WO-A3933	7744399	SEAL, tool compartment lid (issue until stock is exhausted, then use SEAL 7743813).	ea					†	X
G503-7743813		WO-A3934	7743813	SEAL, tool compartment (lid)	ea	4			%	%	X
G503-7698489		WO-A4127 FM-GPW1140334	7698489	STRAP, spare gasoline can, w/BUCKLE, assy.	ea	1	%	%	%	%	X
G503-7698490		WO-A4128 FM-GPW1140334	7698490	STRAP, spare gasoline can, w/end TIP, assy.	ea	1	%	%	%	%	X
G503-7698452		WO-A4130 FM-GPW1140348	7698452	SUPPORT, spare gasoline can	ea	1			%	%	X
1812—Body											
G503-7743508		WO-A2744 FM-GPW1129069	7743508	BRACKET, left (top bow) hand rail, front, assy.	ea	1	%	%	%	%	X

G503-7743509		WO-A2745	7743509	BRACKET, right (top bow) hand rail, front, assy.	ea	1	%	%	%	%		X
		FM-GPW1129068										
H001-4026521			220070	NUT, hex, $\frac{5}{16}$ -18NC-2	ea	2	%	%	%	%	H-1	X
H101-0214612			214612	SCREW, cap, $\frac{5}{16}$ -18NC-2 x $\frac{1}{2}$	ea	2	%	%	%	%	H-1	X
H001-7025711			120214	WASHER, lock, $\frac{5}{16}$ in	ea	2	%	%	%	%	H-1	X
GROUP 20—CAPSTAN												
2001.1—Capstan												
G503-7375826		WO-A9215	7375826	CAPSTAN (winch) (issue until stock is exhausted, then use CAPSTAN 7520297).	ea						†	X
G503-7520297		LK-WZ88-37	7520297	CAPSTAN (winch), assy	ea	1			%	%		X
		WO-640807										
H001-5090661	012-0629		120629	BOLT, mach, $\frac{1}{4}$ -20NC-2 x $\frac{3}{8}$	ea	8			%	%	H-1	X
H001-4135741			134551	NUT, mach screw, $\frac{1}{4}$ -20NC-2	ea	8			%	%	H-1	X
H001-7025681			120380	WASHER, lock, $\frac{1}{4}$ in	ea	8			%	%	H-1	X
45-F-437			45-F-437	FITTING, lubricating, hydraulic type, drive, $\frac{1}{4}$ in (spool shaft) (used w/CAPSTAN 7520297).	ea	1			%	%	H-16	X
2001.3—Drive Shaft												
G503-7375839		WO-A9210	7375839	BRACKET, support, w/BEARINGS, assy	ea	1			%	%		X
H101-0139041	013-9041		139041	BOLT, set, $\frac{5}{16}$ -24NF-3 x $\frac{1}{4}$ (spline shaft yoke).	ea	1			%	%	H-1	X
G503-7347350		WO-A9157	7347350	JOINT, universal, front, assy	ea	1	%	%	%	%		X
G503-7347351		WO-A9158	7347351	JOINT, universal, rear, assy	ea	1	%	%	%	%		X
H001-0518013			103646	KEY, Woodruff, $\frac{1}{8}$ x $\frac{3}{4}$ (spline shaft yoke).	ea	1	%	%	%	%	H-1	X
G503-7375822		WO-A9201	7375822	PIN, universal joint, front	ea	1	%	%	%	%		X
H001-5421241			120758	SCREW, cap, $\frac{3}{8}$ -24NF-3 x $\frac{7}{8}$ (support bracket).	ea	3	%	%	%	%	H-1	X
G503-7375823		WO-A9202	7375823	SHAFT, drive, assy	ea	1	%	%	%	%		X
G503-7375824		WO-A9214	7375824	SHAFT, spline	ea	1	%	%	%	%		X
G503-7375825		WO-A9194	7375825	SPACER, support bracket	ea	3			%	%		X
H001-7025741			120382	WASHER, lock, $\frac{3}{8}$ in (support bracket screw).	ea	3	%	%	%	%	H-1	X
2001.5—Controls												
H002-0100130			104919	BALL, $\frac{5}{16}$ in (detent, shifter shaft)	ea	1	%	%	%	%	H-2	X
G503-7371122		FM-GPA5642	7371122	KEY, shaft to clutch	ea	1	%	%	%	%		X
G503-7375718		WO-A9196	7375718	ROD, shift	ea	1	%	%	%	%		X
G503-7375719		WO-A9206	7375719	SHAFT, shifter	ea	1	%	%	%	%		X
G503-7375837		WO-A9207	7375837	SHIFTER, driver shaft hub	ea	1	%	%	%	%		X
G503-7375838		WO-A9203	7375838	SPRING, shifter shaft detent ball	ea	1	%	%	%	%		X

(1) STOCK NO.	(2) FEDERAL ITEM IDENTIFI- CATION NO.	(3) MANUFACTURER'S PART NO.	(4) ORDNANCE PART NO.	(5) DESCRIPTION	(6) UNIT OF ISSUE	(7) QUAN- TITY IN- CORP. IN UNIT	(8) ORGANIZATIONAL ALLOWANCES				(9) REFERENCE SYMBOLS
							NO. OF MAJOR ITEMS PER				
							CO. BTRY OR TRP		BN		
							1-15 (a)	16-35 (b)	36-85 (c)	86-186 (d)	
ORGANIZATIONAL SPARE PARTS FOR TRUCK—Continued											
GROUP 22—MISCELLANEOUS ACCES- SORIES											
2201—Top Covers, Bow and Curtains											
G503-7743538		FM-GPW1151272	7743538	BOW, top, front, assy (issue until stock is exhausted, then use BOW 7698484).	ea					†	X
G503-7698484		WO-A2897	7698484	BOW, top, w/footman LOOP, assy.....	ea	1	%	%	%	%	X
G503-7698483		FM-GPW1151266 FM-GPW1151268	7698483	BOW, top, w/hand RAIL, assy (issue until stock is exhausted, then use BOW 7698484).	ea					†	X
G503-7335204			7335204	BRACKET, left door hinge, w/NUT and WASHER, assy (also available as part of KIT 5701207) (Used w/COVER 7721446).	ea	1			%	%	X
G503-7335205			7335205	BRACKET, right door hinge, w/NUT and WASHER, assy (also available as part of KIT 5701207) (Used w/COVER 7721446).	ea	1			%	%	X
H001-4026521			220070	NUT, hex, 5/16-18NC-2.....	ea	2			%	%	H-1 X
H001-7023711			120379	WASHER, lock, 5/16 in.....	ea	2			%	%	H-1 X
G503-7698447		WO-A2754 FM-GPW1153030	7698447	BRACKET, top bow pivot.....	ea	2			%	%	X
H002-0543486			543486	BUCKLE, 1 in (rear curtain and top cover strap).	ea	7			%	%	H-2 X
H002-0582935			582935	CAP, rivet type fastener (side curtain to rear curtain (12) and side curtain to top cover (4)).	ea	16			%	%	H-2 X
G503-7335217			7335217	CLAMP, windshield frame, assy (also available as part of KIT 5701207) (Used w/COVER 7721446).	ea	2			%	%	X
H002-0101260			502109	CLIP, end, 1 in (rear curtain and top cover strip).	ea	7			%	%	H-2 X
G503-7698480		WO-A3070 FM-GPW1102980	7698480	COVER, headlight (canvas).....	ea	2			%	%	X

G503-7767437	WO-A3216 FM-GPW1152700	7767437	COVER, top, w/rear CURTAIN, assy (issue until stock is exhausted, then use COVER 7721446).	ea					†	X
G503-7721446		7721446	COVER, top, w/rear CURTAIN, assy (issue only when stock on COVER 7767437 has been exhausted) (also available as part of KIT 5701207).	ea	1	%	%	%	%	X
G503-7698476	WO-A3211 FM-GPW1103214	7698476	COVER, windshield, assy.....	ea	1			%	%	X
G503-7335155		7335155	CURTAIN, side, left, assy (Used w/COVER 7721446) (also available as part of KIT 5701207).	ea	1			%	%	X
G503-7698477	WO-A2998 FM-GPW1120041	7698477	CURTAIN, side, left, assy (Used w/COVER 7767437).	ea	1			%	%	X
G503-7335156		7335156	CURTAIN, side, right, assy (Used w/COVER 7721446) also available as part of KIT 5701207).	ea	1			%	%	X
G503-7698478	WO-A2999 FM-GPW1120040	7698478	CURTAIN, side, right, assy (Used w/COVER 7767437).	ea	1			%	%	X
G503-7335175		7335175	DOOR, left, assy (Used w/COVER 7721446) (also available as part of KIT 5701207).	ea	1			%	%	X
G503-7335176		7335176	DOOR, right, assy (Used w/COVER 7721446) (also available as part of KIT 5701207).	ea	1			%	%	X
H102-0426687		426687	EYELET, large turnbutton fastener, 5/16 in long prong (rear curtain (6) and side curtain to top cover (12)).	ea	18			%	%	H-2 X
H002-0211740		106475	EYELET, push button fastener, 3/16 in long bbl (side curtain (16) top cover to windshield (10)) (used w/CURTAIN 7698477 and 7698478).	ea	26			%	%	H-2 X
H002-0582936		582936	EYELET, snap fastener, No 22 size (side curtain to rear curtain (12) and side curtain to top cover (4)).	ea	16			%	%	H-2 X
G503-5701207		5701207	KIT, encloser, top and side curtain.....	ea				%	%	X
		7335204	Composed of: 1 BRACKET, hinge, left, assy (subgroup 2201) ⁴							
		7335205	1 B R A C K E T, hinge, right, assy (subgroup 2201) ⁴							
		7335217	2 CLAMP, windshield frame, assy (subgroup 2201) ⁴							
		7721446	1 COVER, top, w/rear CURTAIN, assy (subgroup 2201) ⁵							

For explanation of footnotes, see NOTES, page 96.

(1) STOCK NO.	(2) FEDERAL ITEM IDENTIFICATION NO.	(3) MANUFACTURER'S PART NO.	(4) ORDNANCE PART NO.	(5) DESCRIPTION	(6) UNIT OF ISSUE	(7) QUANTITY IN-CORP. IN UNIT	(8) ORGANIZATIONAL ALLOWANCES				(9) REFERENCE SYMBOLS
							NO. OF MAJOR ITEMS PER				
							CO, BTRY OR TRP		BN		
							1-15 (a)	16-35 (b)	36-85 (c)	86-186 (d)	
ORGANIZATIONAL SPARE PARTS FOR TRUCK—Continued											
GROUP 22—MISCELLANEOUS ACCESSORIES—Continued											
2201—Top Covers, Bow and Curtains—Continued											
KIT, encloser, top and side curtain—Continued											
			7335155	1 CURTAIN, side left, assy (subgroup 2201) ⁴							
			7335156	1 CURTAIN, side right, assy (subgroup 2201) ⁴							
			7335175	1 DOOR, left, assy (subgroup 2201) ⁴							
			7335176	1 DOOR, right, assy (subgroup 2201) ⁴							
			7335191	1 SOCKET, door hinge, left, assy (subgroup 2201) ⁴							
			7355192	1 SOCKET, door hinge, right, assy (subgroup 2201) ⁴							
			7335218	1 SUPPORT, top cover, left door (subgroup 2201) ⁴							
			7335219	1 SUPPORT, top cover, right door (subgroup 2201) ⁴							
G503-7698440		WO-A2168 FM-GPW1154810A	7698440	LOOP, footman	ea	6			%	%	X
H101-0123854	012-3854		123854	BOLT, mach, No 10-24NC-2 x 1/2	ea	12			%	%	H-1 X
H001-7025621			120217	WASHER, lock, No 10	ea	12			%	%	H-1 X
G503-7698479		WO-A2901 FM-GPW1151270	7698479	PIVOT, top bow, assy	ea	2			%	%	X
H009-0852898			33-P-4952-500	PLASTIC, 20 in x 50 in (rear curtain window pane (1), left and right door pane (4) and side curtain window pane (4)) (0.030).	ea	9			%	%	H-9 X
H002-0582939			582939	PLATE, fastener stud (side curtain to rear curtain (6) and side curtain to top cover (2)).	ea	8			%	%	H-2 X

G503-7326119	WO-A2214	7326119	SCREW, thumb (top bow socket) $\frac{3}{8}$ -24NF-2 x 1.920. (MB)	ea	2			%	%		X
G503-7743560	FM-GP1150498	7743560	SCREW, thumb (top bow socket) $\frac{5}{16}$ -18NC-x 1.920. (GPW)	ea	2			%	%		X
G503-7335191		7335191	SOCKET, left door hinge, assy (Used w/COVER 7721446) (also available as part of KIT 5701207).	ea	1			%	%		X
G503-7335192		7335192	SOCKET, right door hinge, assy (Used w/COVER 7721446) (also available as part of KIT 5701207).	ea	1			%	%		X
H102-0114305		114305	STUD, flush type push button fastener (door).	ea	4			%	%	H-2	X
H102-0114305		114305	STUD, flush type push button fastener (side curtain) (Used w/CURTAIN 7698477 and 7698478).	ea	14			%	%	H-2	X
H102-0116266		116266	STUD, small turnbutton fastener (side curtain to rear curtain (6) and side curtain to top cover (2)).	ea	8			%	%	H-2	X
G503-7335218		7335218	SUPPORT, top cover, left door (Used w/COVER 7721446) (also available as part of KIT 5701207).	ea	1			%	%		X
G503-7335219		7335219	SUPPORT, top cover, right door, (Used w/COVER 7721446) (also available as part of KIT 5701207).	ea	1			%	%		X
H102-0426686		426686	WASHER, large turnbutton fastener eyelet (rear curtain (6) and side curtain to top cover (12)).	ea	18			%	%	H-2	X
H002-0211745		106476	WASHER, push button fastener eyelet (top cover to windshield).	ea	10			%	%	H-2	X
H102-0114307		114307	WASHER, tubr rivet base flush type push button fastener stud (door).	ea	4			%	%	H-2	X
H009-0100890		27-W-918	WEBBING, width 1 in (rear curtain and top cover strap).	yd	‡			%	%	H-9	X
2202—Mirrors, Reflectors and Windshield Wipers											
H002-0547250		547250	ARM, adjustable (8 in to 11 in) (rear view mirror) (outside).	ea	1	%	%	%	%	H-2	X
H017-0500810		500810	ARM, windshield wiper, adj, 8 to 11½, assy (used with vacuum wiper).	ea	2	%	%	%	%	H-17	X
G503-7002982	WO-A2512 FM-GPI7535	7002982	ARM, windshield wiper, w/BLADE, assy (used with WIPER 7372259).	ea	2	%	%	%	%		X

For explanation of footnotes, see NOTES, page 96.

(1) STOCK NO.	(2) FEDERAL ITEM IDENTIFI- CATION NO.	(3) MANUFACTURERS PART NO.	(4) ORDNANCE PART NO.	(5) DESCRIPTION	(6) UNIT OF ISSUE	(7) QUAN- TITY IN- CORP. IN UNIT	(8) ORGANIZATIONAL ALLOWANCES				(9) REFERENCE SYMBOLS
							NO. OF MAJOR ITEMS PER				
							CO, BTRY OR TRP		BN		
							1-15 (a)	16-35 (b)	36-85 (c)	86-186 (d)	
ORGANIZATIONAL SPARE PARTS FOR TRUCK—Continued											
GROUP 22—MISCELLANEOUS ACCES- SORIES—Continued											
2202—Mirrors, Reflectors and Windshield Wipers—Continued											
G503-7002981		WO-A4687 FM-GP17528	7002981	BLADE, windshield wiper (used with WIPER 7372259) (issue until stock is exhausted, then use ARM 7002982).	ea					†	X
H017-0500812			500812	BLADE, windshield wiper arm, 8¼ in long (used with WIPER 5700002)	ea	2	%	%	2	2	H-17 X
H006-0210030			144035	BUSHING, pipe, ¼ x ⅛ (reducing, windshield wiper line to intake manifold).	ea	1	%	%	%	%	H-6 X
H006-0214315			137405	CONNECTOR, flared tube, inverted, ¼ in tube, ⅛ in male pipe end (windshield wiper line).	ea	2	%	%	%	%	H-6 X
G503-7743536		FM-GP17531	7743536	HANDLE, windshield wiper, w/KNOB, assy (issue until stock is exhausted, then use HANDLE 7036573).	ea					†	X
G503-7036573		TRI-80540 WO-A11432 FM-GPW17526	7036573	HANDLE, windshield wiper, w/tie ROD, assy.	ea	1	%	%	%	%	X
G503-7735526		TRI-S1071X WO-A12874 FM-GPW18395	7735526	KIT (repair), windshield wiper vacuum motor (issue until stock is exhausted, then use MOTOR 500844).	ea					†	X
G503-7099461		WO-640527 FM-GPW17536	7099461	LINE, windshield wiper, vacuum, assy (issue until stock is exhausted, then use TUBING 44-T-5080-15).	ea					†	X
G503-7371844		WO-A2934 FM-21CS17682B	7371844	MIRROR, rear view (outside), w/ARM, assy (issue until stock is exhausted, then use MIRROR 547202 and ARM 547250).	ea					†	X
H002-0547202			547202	MIRROR, rear view (outside, w/WASHER and NUT, assy).	ea	1	%	%	%	%	H-2 X

H017-0500844		500844	MOTOR, windshield wiper, vacuum operated, assy.	ea	2	%	%	%	%		X
H006-0230210		142432	NUT, inverted, flared tube fitting, 1/4 in (windshield wiper line).	ea	1	%	%	%	%	H-6	X
H101-0116001		116001	NUT, mach screw, No 12-24NC-2 (windshield wiper arm).	ea	2	%	%	%	%	H-1	X
H017-0506101		506101	REFLECTOR, ruby, 4 1/2 in diam (ruby lens).	ea	4	%	%	%	%	H-17	X
G503-7099460	TRI-79513 WO-A12751 FM-11C17489	7099460	TEE, windshield wiper vacuum line.....	ea	1	%	%	%	%		X
H007-0878000		33-T-233	TUBING, ID 1/32 in (vacuum windshield wiper).	ft	†	%	%	%	%	H-7	X
H007-0218065		44-T-5080-15	TUBING, seamless, size 1/4 in (windshield wiper line).	ft	†	%	%	%	%	H-7	X
H101-0131199		131199	WASHER, lock, No 12 (windshield wiper arm nut).	ea	2	%	%	%	%	H-1	X
G503-7324836	FM-35130 S2	7324836	WASHER, plain, sp, S, phos-ctd, 1/32 ID, 1/2 OD windshield wiper arm.	ea	2	%	%	%	%		X
G503-5700002		5700002	WIPER, windshield, hand, tension type, assy (single hand type) (issue until stock is exhausted, then use WIPER 7372259).	ea						†	X
G503-7372259	WO-A2586 FM-GP17500	7372259	WIPER, windshield, hand, sgle, assy (single hand type).	ea	1	%	%	%	%		X
G503-7002980	WO-A11433 FM-GPW17500	7002980	WIPER, windshield, hand, tandem, assy (hand type) (issue until stock is exhausted, then use components).	ea						†	X
2208.1—Speedometer											
G503-7044232	SW-777F1.1038	7044232	ADAPTER (assy).....	ea	1			%	%		X
G503-7706760	AL-SPS1100R WO-A1343 FM-GPW17261A	7706760	CASING, drive, flexible shaft, assy (issue until stock is exhausted, then use SHAFT 7744255).	ea						†	X
G503-7537427	SP-18-453-2 WO-A1512 FM-GPW17271	7537427	GEAR, driven.....	ea	1			%	%		X
G503-7744255	WO-A1267 FM-GPW17260 FM-GPW17260A	7744255	SHAFT, flexible, drive (w/CORE and CASING, assy).	ea	1			%	%		X
G503-7373169	SP-18-454-2 WO-636396 FM-GPW17333	7373169	SLEEVE, driven gear (in transfer case).....	ea	1			%	%		X
G116-0401031	AL-SPK4003 KS-40355 WO-A8180	B266142	SPEEDOMETER, assy.....	ea	1			%	%		X

(1) STOCK NO.	(2) FEDERAL ITEM IDENTIFI- CATION NO.	(3) MANUFACTURER'S PART NO.	(4) ORDNANCE PART NO.	(5) DESCRIPTION	(6) UNIT OF ISSUE	(7) QUAN- TITY IN- CORP. IN UNIT	(8) ORGANIZATIONAL ALLOWANCES				(9) REFERENCE SYMBOLS
							NO. OF MAJOR ITEMS PER				
							CO, BTRY OR TRP		BN		
							1-15 (a)	16-35 (b)	36-85 (c)	86-186 (d)	
ORGANIZATIONAL SPARE PARTS FOR TRUCK—Continued											
GROUP 22—MISCELLANEOUS ACCES- SORIES—Continued											
2210—Vehicular Data Plates											
G503-7697856		WO-A1330 FM-GPW1101-621A	7697856	PLATE, caution (road speed and cooling system drain). (MB)	ea	1	%	%	%	%	X
G503-7040940			7040940	PLATE, instruction, arc welder.	ea	1	%	%	%	%	X
G503-7540463		KHW-25696 WO-A5472 FM-GPW1045	7540463	PLATE, instruction, combat wheels.	ea	1	%	%	%	%	X
G503-7040936			7040936	PLATE, instruction, governor control.	ea	1	%	%	%	%	X
G503-7743811		WO-A1331 FM-GPW1101627A1	7743811	PLATE, shifting, instruction (gear shift) (transmission and transfer) (MB and GPW)	ea	1	%	%	%	%	X
G503-7768200		WO-A17344	7768200	PLATE, name, vehicle (MB).	ea	1	%	%	%	%	X
G503-7768201		FM-GPW110629A1 FM-GPW110629A2 FM-GPW110629A3 FM-GPW110629A4	7768201	PLATE, vehicle name (GPW).	ea	1	%	%	%	%	X
G503-7732278			7732278	PLATE, vehicle shipping data (GPW).	ea	1	%	%	%	%	X
G503-7732279			7732279	PLATE, vehicle shipping data (MB).	ea	1	%	%	%	%	X

(1)	(2)	(3)	(4)	(5)			(6)	(7)
STOCK NO.	ORDNANCE PART NO.	DESCRIPTION	UNIT OF ISSUE	ORGANIZATIONAL ALLOWANCES			REFERENCE SYMBOLS	FIG. NO.
				TOOL SET, 2nd Ech, Set A Special, Basic	TOOL SET, 2nd Ech, Set B Special, Basic	TOOL SET, 2nd Ech, Set B Special		
				(a)	(b)	(c)		
		ORGANIZATIONAL TOOLS AND EQUIPMENT FOR TRUCK						
		TOOL SET, 2nd Ech, Set A, Special, Basic.	set	6	NX
		TOOL SET, 2nd Ech, Set B, Special, Basic.	set	6	NX
		TOOL SET, 2nd Ech, Set B, Special.	set	6	NX
		Any item listed hereunder may be requisitioned separately under its own Federal stock number.						
41-A-18-251	41-A-18-251	ADAPTER, puller, steering wheel.	ea	1	J-6 NX	3
41-C-2554-400	41-C-2554-400	COMPRESSOR, shock absorber rubber grommet.	ea	1	J-6 NX	3
41-P-2951-850	41-P-2951-850	PULLER, steering ballcrank shaft.	ea	1	J-6 NX
41-R-2374-750	41-R-2374-750	REMOVER and REPLACER, brg cup (spindle pin), thd 3/4 in-16NF-2 female.	ea	1	J-6 NX
41-R-2374-845	41-R-2374-845	REMOVER and REPLACER, brg cup (wheel), thd 1 1/4-12NF-2 female.	ea	1	J-6 NX
41-S-1047-300	41-S-1047-300	SCREW, remover and replacer (brg cup), thd 3/4 in-16NF-2, lgh in.	ea	1	J-6 NX
41-S-1047-330	41-S-1047-330	SCREW, remover and replacer (brg sleeve), thd 1 1/4-12NF-2, lgh 9 in.	ea	1	J-6 NX	3
41-W-3825-200	41-W-3825-200	WRENCH, wheel bearing nut, sgle-end, tubular, hex, size of opng 2 1/8 in, lgh 3.56 in.	ea	2	2	J-6 NX	3

For explanation of footnotes, see NOTES, page 96.

(1)	(2)	(3)	(4)	(5)	(6)	(7)	(8)
STOCK NO.	FEDERAL ITEM IDENTIFICATION NO.	ORDNANCE PART NO.	DESCRIPTION	UNIT OF ISSUE	ORGANIZATIONAL ALLOWANCES	REFERENCE SYMBOLS	FIG. NO.
					PER MAJOR ITEM		
			MISCELLANEOUS MATERIAL				
			The items under the subheadings below are NOT issued with the major item, but issued as organizational equipment and installed by the using troops.				
			Tools and Equipment for Truck				
41-A-1277		41-A-1277	AXE, hdl, chopping, sgle bit, std grade, wt, 4 lb ⁹ .	ea	1	J-17 NX
H014-0540013		540013	CHAIN, pneumatic tire, truck, sgle (type TS) 600-16 ¹⁰ .	pr	2	H-14 NX
		7729648	KIT, winterization, artic.	ea	7	G-249 NX
			Consisting of:				
		7720468	1 KIT, closure, hard top.			G-249 NX
G249-5701207		5701207	1 KIT, enclosure, soft top.			G-249 NX
		7726633	1 KIT, heater, personnel.			G-249 NX
			Consisting of:				
		7720530	1 COVER, radiator, assy.			G-249 NX
		7720529	1 DEFROSTER, assy.			G-249 NX
		7729643	1 HEATER, personnel, assy.			G-249 NX
		7720581	1 PRIMER, assy.			G-249 NX
			1 KIT, heater, power plant.			G-249 NX
			Consisting of:				
		7720527	1 COVER, hood.			G-249 NX
		7729645	1 HEATER, btry box, assy.			G-249 NX
		7729646	1 HEATER, power plant, assy.			G-249 NX
		7729644	1 RECEPTACLE, slave, assy.	ea	1	J-17 NX
41-S-3170		41-S-3170	SHOVEL, general purpose, "D" hdl, plain back, strap pattern, rd-pt ⁹ .				
			Armament For Truck				
			For organizational maintenance allowances see the ORD 7 portion of the SNL indicated in parentheses.				
A001-7142393	714-2393	7142393	GUN, machine, cal..30, Browning, M1919A4, flex (SNL A-6) ⁹ .	ea	1	A-1 NX
			or				
A001-7265636	726-5636	7265636	GUN, machine, cal..50, Browning, M2 heavy barrel, flex (SNL A-39) ⁹ .	ea	1	A-1 NX
			or				
A001-7265703	726-5703	7265703	R I F L E, automatic, cal..30, Browning, M1918A2 (A4) ⁹ .	ea	1	A-1 NX
A055-7069767	706-9767	7069767	MOUNT, truck, pedestal, M31C (SNL A-55, Sec 18) ⁹ .	ea	1	A-1 NX
			or				
A055-6906266	690-6266	6906266	MOUNT, machine gun, cal..30, M48 (SNL A-55, Sec 32) ⁹ .	ea	1	A-1 NX

For explanation of footnotes, see NOTES, page 96.

(1)	(2)	(3)	(4)	(5)	(6)	(7)	(8)
STOCK NO.	FEDERAL ITEM IDENTIFICATION NO.	ORDNANCE PART NO.	DESCRIPTION	UNIT OF ISSUE	ORGANIZATIONAL ALLOWANCES PER MAJOR ITEM	REFERENCE SYMBOLS	FIG. NO.
			MISCELLANEOUS MATERIAL—Continued				
			Armament for Truck—Continued				
			The Armament listed hereunder is not issued with the vehicle but issued as individual Armament as per T/O&E and installed by the using troops. For Organizational Maintenance Allowances see ORD 7 portion of the SNL indicated in parentheses.				
B001-7265698	726-5698	7265698	RIFLE, US cal..30, M1 (SNL B-21) ⁹	ea	1	B-1 NX
			Equipment Issued By Other Technical Services				
42-D-1280	DRUM, inflammable liquid gasoline, S, w/carrying hdl, cap 5 gal ⁹ .	ea	1	QMC NX
9-221-200	KIT, first aid, motor vehicle, 12 unit ⁹	ea	1	MED X	
			Articles for Instructional Purposes				
			The following item WILL NOT BE TAKEN into the field upon permanent change of station, or into an oversea command. Units will turn in all equipment to the commanding officer of the station from which they depart. The receiving officer will make a report to the army commander without delay, showing number, type, and condition of items received.				
			GRAPHIC TRAINING AID 9-25 (Preventive Maintenance, Automotive) ⁸ .	ea	AG NX

For explanation of footnotes, see NOTES, page 96.

(1)	(2)	(3)	(4)	(5)	(6)
STOCK NO.	ORDNANCE PART NO.	DESCRIPTION	UNIT OF ISSUE	ORGANIZATIONAL ALLOWANCES PER MAJOR ITEM	REFERENCE SYMBOLS
		Applicable Cleaning and Preserving Materials			
		The following items are extracted from ORD 3 SNL K-1, unless otherwise indicated in column 6, and are requisitioned as required. For usage, see TM 9-850 and TM 9-2851.			
		ALCOHOL, denatured,			
51-A-1932	51-A-1932	1 gal.....	ea		K-1 X
51-A-1938	51-A-1938	5 gal.....	ea		K-1 X
		BRUSH, acid, flat, bristle, bristles $\frac{3}{8}$ x $\frac{3}{4}$ in, lgh overall $5\frac{3}{4}$ in.	ea		ENG X
		BRUSH, chassis and running gear, fiber brush part 5 x $6\frac{1}{2}$ in, lgh overall $21\frac{3}{4}$ in.	ea		ENG X
		BRUSH, cleaning, bristle hatchet type, brush part $\frac{5}{8}$ x $3\frac{3}{8}$ in, lgh overall 20 in.	ea		ENG X
		BRUSH, cleaning, bristle, rd, $1\frac{1}{2}$ in diam.....	ea		ENG X
		BRUSH, paint, flat, metal bound, med grade, 3 x $3\frac{1}{4}$ in.....	ea		ENG NX
		CARBON TETRACHLORIDE			
51-C-768	51-C-768	1 lb.....	ea		K-1 X
51-C-772	51-C-772	1 qt.....	ea		K-1 X
51-C-775	51-C-775	1 gal.....	ea		K-1 X
		CEMENT, rubber, natural, non-vulcanizing,			
52-C-1450	52-C-1450	2 oz tube.....	ea		K-1 X
52-C-1452	52-C-1452	1 pt tube.....	ea		K-1 X
52-C-1454	52-C-1454	1 qt can.....	ea		K-1 X
42-C-20363-50	42-C-20363-50	CLOTH, abrasive, al-oxide, sheet 9 x 11 in, grade 3/0-120, 50 sheet sleeve.	pkg		K-1 X
		CLOTH, wiping, cotton,			
27-C-2684-880	27-C-2684-880	5 lb bag.....	ea		K-1 X
27-C-2690	27-C-2690	100 lb bale.....	ea		K-1 X
		COMPOUND, antifreeze (ethylene glycol type),			
51-C-1554-15	51-C-1554-15	1 gal (zone of interior issue only).....	ea		K-1 X
51-C-1554-20	51-C-1554-20	1 gal export packed (for export shipment only).....	ea		K-1 X
51-C-1554-35	51-C-1554-35	55 gal (for issue to depots, arsenals, motor pools, etc)....	ea		K-1 X
51-C-1568-500	51-C-1568-500	COMPOUND, cleaning, pkg containing 1 lb of cleaner and 4 oz of neutralizer.	ea		K-1 X
51-C-1588-775	51-C-1588-775	COMPOUND, inhibitor, corrosion, 5 oz (for water and ethylene glycol) (5 oz inhibits 4 gal water or water-ethylene glycol solution used for second season. Not required for new ethylene glycol-water solution).	ea		K-1 X
		COMPOUND, insulation, ignition,			
52-C-3099	52-C-3099	2 oz bottle.....	ea		K-1 X
52-C-3099-5	52-C-3099-5	1 qt.....	ea		K-1 X
52-C-3099-20	52-C-3099-20	5 gal (for base shops, depots, arsenals, etc only).....	ea		K-1 X
52-C-3099-55	52-C-3099-55	55 gal (for base shops, depots, arsenals, etc only).....	ea		K-1 X
51-C-1661	51-C-1661	COMPOUND, water repellent w/cotton applicator and gauze pad $\frac{1}{2}$ cc glass vial (for use only on vehicle windshields, etc in landing operations).	ea		K-1 X
		ENAMEL, rust inhibiting, od.....	ea		ENG X
		ENAMEL, synthetic, gloss.....	ea		ENG X
		ENAMEL, synthetic, lustreless.....	ea		ENG X
51-F-360-725	51-F-360-725	FLUID, hydraulic, brake, 1 gal.....	ea		K-1 X
51-F-363-15	51-F-363-15	FLUID, shock absorber, hv, 1 gal (For Houde shock absorbers).	ea		K-1 X

(1)	(2)	(3)	(4)	(5)	(6)
STOCK NO.	ORDNANCE PART NO.	DESCRIPTION	UNIT OF ISSUE	ORGANIZATIONAL ALLOWANCES PER MAJOR ITEM	REFERENCE SYMBOLS
		Applicable Cleaning and Preserving Materials —Continued			
		GREASE, lubr, general purpose,			
		No 0 (chassis grease No 0).....	ea	QMC X
		No 1 (chassis grease No 1).....	ea	QMC X
		No 2 (wheel bearing grease No 2).....	ea	QMC X
		LUBRICANT, chain, exposed gear and wire rope,			
		5 lb, grade A (for use in cold weather).....	ea	QMC X
		5 lb, grade B (for use in warm weather).....	ea	QMC X
		5 lb, grade C (for use in hot weather).....	ea	QMC X
		LUBRICANT, gear, universal,			
		Grade 75 (GO 75).....	ea	QMC X
		Grade 90 (GO 90).....	ea	QMC X
		OIL, lubr, engine,			
		SAE 10 (OE 10).....	ea	QMC X
		SAE 30 (OE 30).....	ea	QMC X
		SAE 50 (OE 50).....	ea	QMC X
		OIL, lubr, lt,			
14-0-1339	14-0-1339	1 qt.....	ea	K-1 X
14-0-1339-15	14-0-1339-15	1 gal.....	ea	K-1 X
		OIL, lubr, preservative, sp,			
14-0-2833-992	14-0-2833-992	2 oz (oblong screw top can).....	ea	K-1 X
14-0-2833-994	14-0-2833-994	4 oz (oblong can w/spout).....	ea	K-1 X
14-0-2834-10	14-0-2834-10	1 qt.....	ea	K-1 X
		PAINT, gasoline soluble, lustreless.....	ea	ENG X
		SPONGE, cellulose, coarse pore, rect,			
41-S-4037	41-S-4037	Size 6 (med), 1 ³ / ₈ x 3 ¹ / ₄ x 5 in.....	ea	K-1 X
41-S-4039	41-S-4039	Size 10 (large), 2 ¹ / ₄ x 4 ³ / ₈ x 6 ¹ / ₄ in.....	ea	K-1 X
		THINNER, enamel, synthetic.....	ea	ENG X
		THINNER, paint, volatile mineral spirits (can be used in lieu of SOLVENT, dry cleaning).	ea	ENG X


NOTES

Explanation of Symbols

- J-17 SNL symbols such as J-17, H-1, K-1, etc, refer to the SNL in which the item is reviewed.
- NX Items marked NX are nonexpendable.
- X Items marked X are expendable.
- ‡ As required.
- % The percent symbol (%) indicates additional items not carried by this category of maintenance, but which may be requisitioned when needed for replacement.
- %% The double percent symbol (%%) indicates items which may be requisitioned and installed by this category of maintenance, when approved by the supporting ordnance officer.
- † Available for issue until stock is exhausted. The requisitioning agency will take necessary action to issue the *superseding* or *preferred* item. The supplying agency will take necessary action to issue the superseded item until stock is exhausted.
- AG The Adjutant General
- ENG Corps of Engineers
- MED Army Medical Service
- QMC Quartermaster Corps.


Footnotes

- ¹One SET 5701321 is authorized per major item.
- ²One per major item to accompany matériel. Additional copies, when required, to be requisitioned from The Adjutant General.
- ³Authorized only under the following conditions: When operated as a patrol car for fire and security protections; when continually operated in areas where fire protection is not available; when operated in areas where ammunition or other hazardous materials are stored; or when commanding officer deems it necessary to protect valuable experimental equipment mounted on or being transported in the vehicle.
- ⁴Also available separately; see subgroup indicated.
- ⁵Also available separately until stock is exhausted; see subgroup indicated.
- ⁶Allowances authorized in applicable T/A and T/O&E. Not to be requisitioned as a set. Requisition items under individual stock numbers.
- ⁷To be issued on basis of oversea commanders' requisitions.
- ⁸One per organization; to schools and training centers as required. See SR 310-20-3.
- ⁹Allowances authorized in applicable T/A or T/O&E.
- ¹⁰Issued on the basis of oversea commanders' requisitions (see SB 9-99).



RA PD 342253

Figure 1. Truck, 1/4-Ton, 4 x 4, Command Reconnaissance—Right Front View.



RA PD 347002

Figure 2. Truck, 1/4-Ton, 4 x 4, Command Reconnaissance—Left Front View.




Figure 3. Tools and Equipment For Truck, 1/4-Ton, 4 x 4, Command Reconnaissance.