

★

AN 16-45-122

HANDBOOK  
MAINTENANCE INSTRUCTIONS

**RADIO SET**  
**ARC TYPE 12**  
(AIRCRAFT RADIO CORP.)

THIS PUBLICATION REPLACES AN 16-45-122 DATED 20 AUGUST 1950.

PUBLISHED UNDER AUTHORITY OF THE SECRETARY OF THE AIR FORCE

★

10 JANUARY 1952  
REVISED 22 OCTOBER 1952

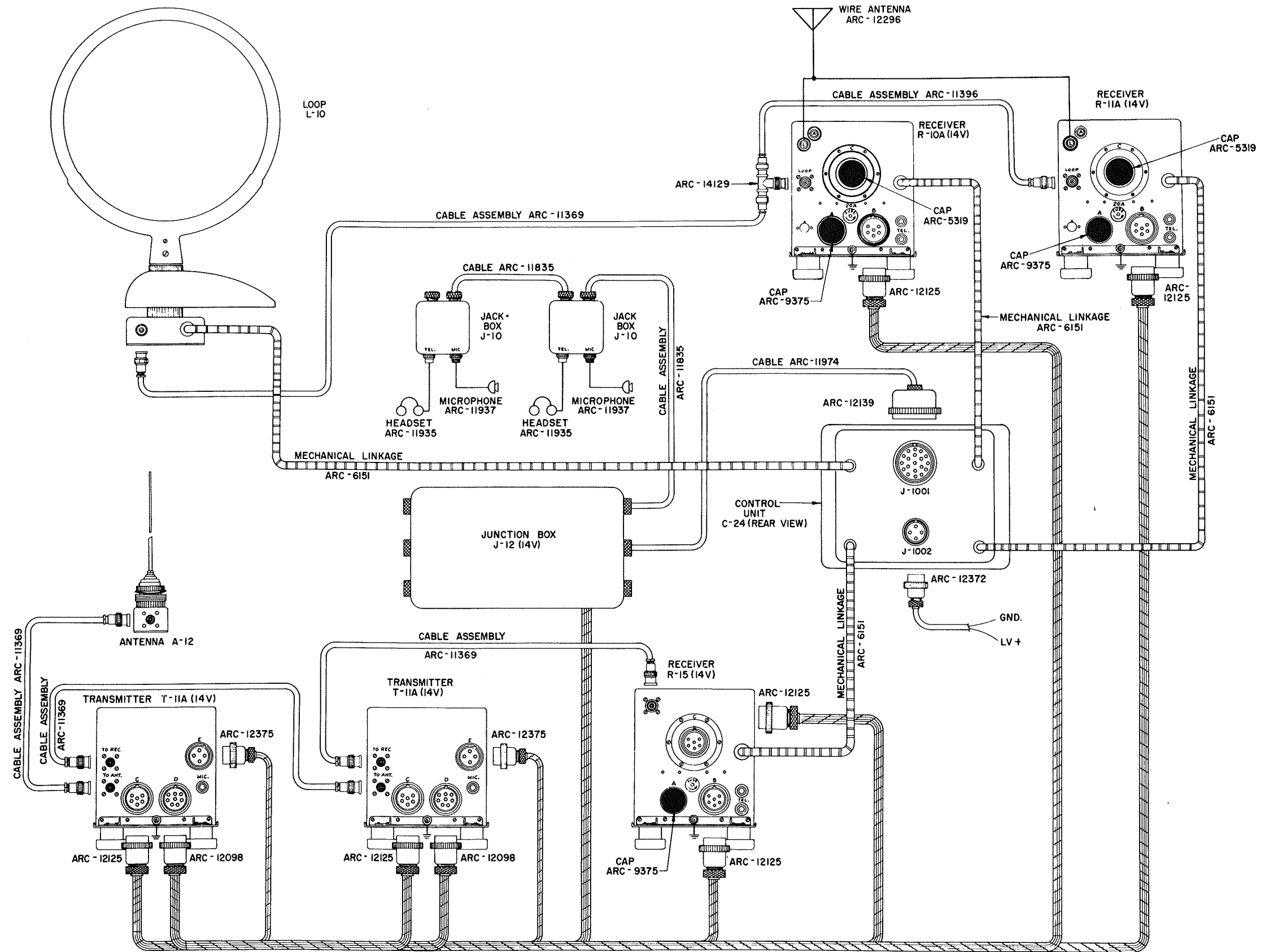
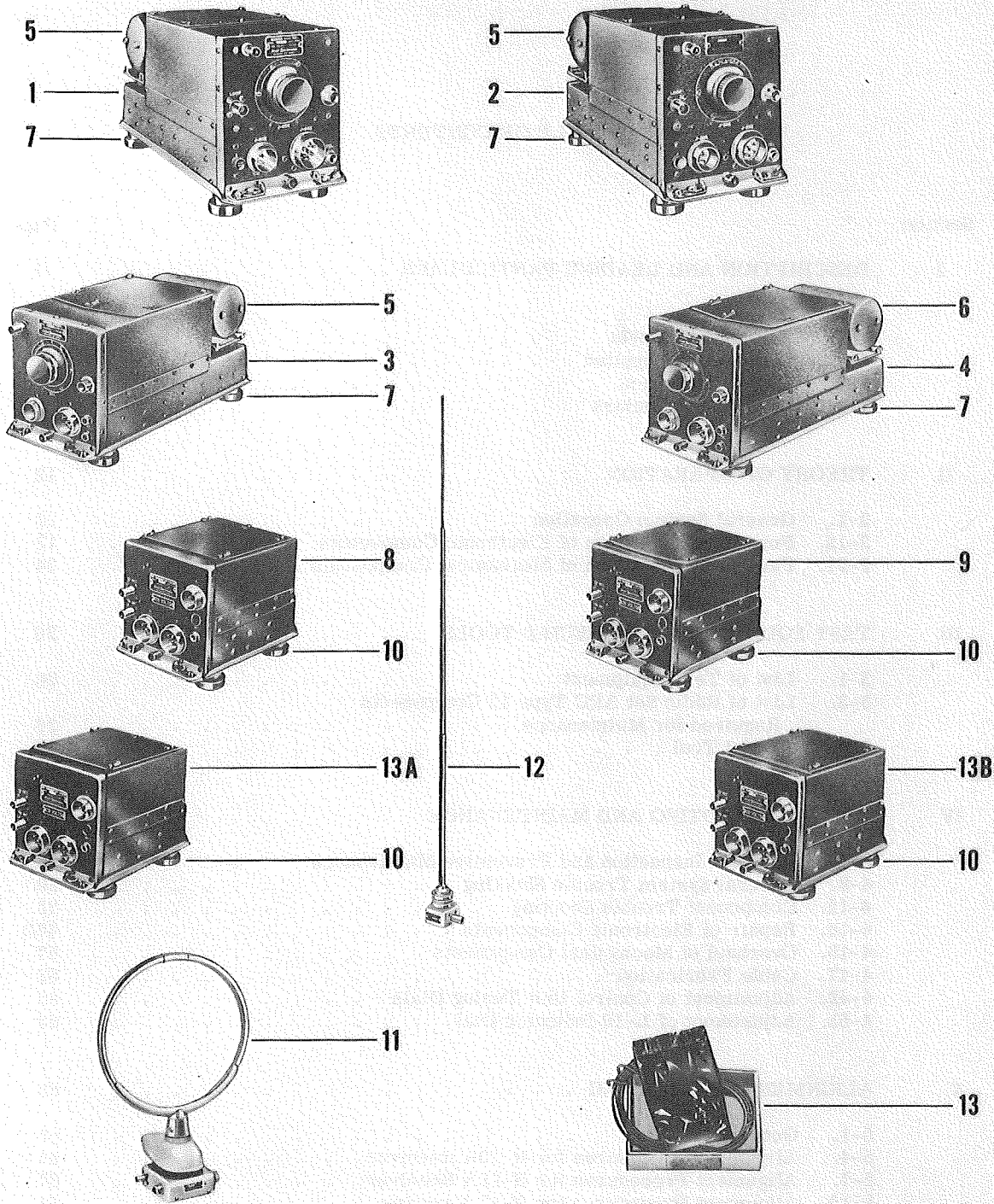


Figure 6-30. Radio Set ARC Type 12, Models L-17A, L-17B, L-17C Aircraft Installation, Interconnection Diagram




- 1. Radio Receiver ARC Type R-10A
- 2. Radio Receiver ARC Type R-11A
- 3. Radio Receiver ARC Type R-15
- 4. Radio Receiver ARC Type R-19
- 5. Dynamotor ARC Type D-10\*
- 6. Dynamotor ARC Type D-10A
- 7. Mounting ARC Type M-12A
- 8. Radio Transmitter ARC Type T-11A

- 9. Radio Transmitter ARC Type T-13
- 10. Mounting ARC Type M-11A
- 11. Loop Antenna ARC Type L-10
- 12. Antenna ARC Type A-12
- 13. Antenna Kit ARC-12296
- 13A. Radio Transmitter ARC Type T-11B
- 13B. Radio Transmitter ARC Type T-13A

\* Refer to note, paragraph 2-47

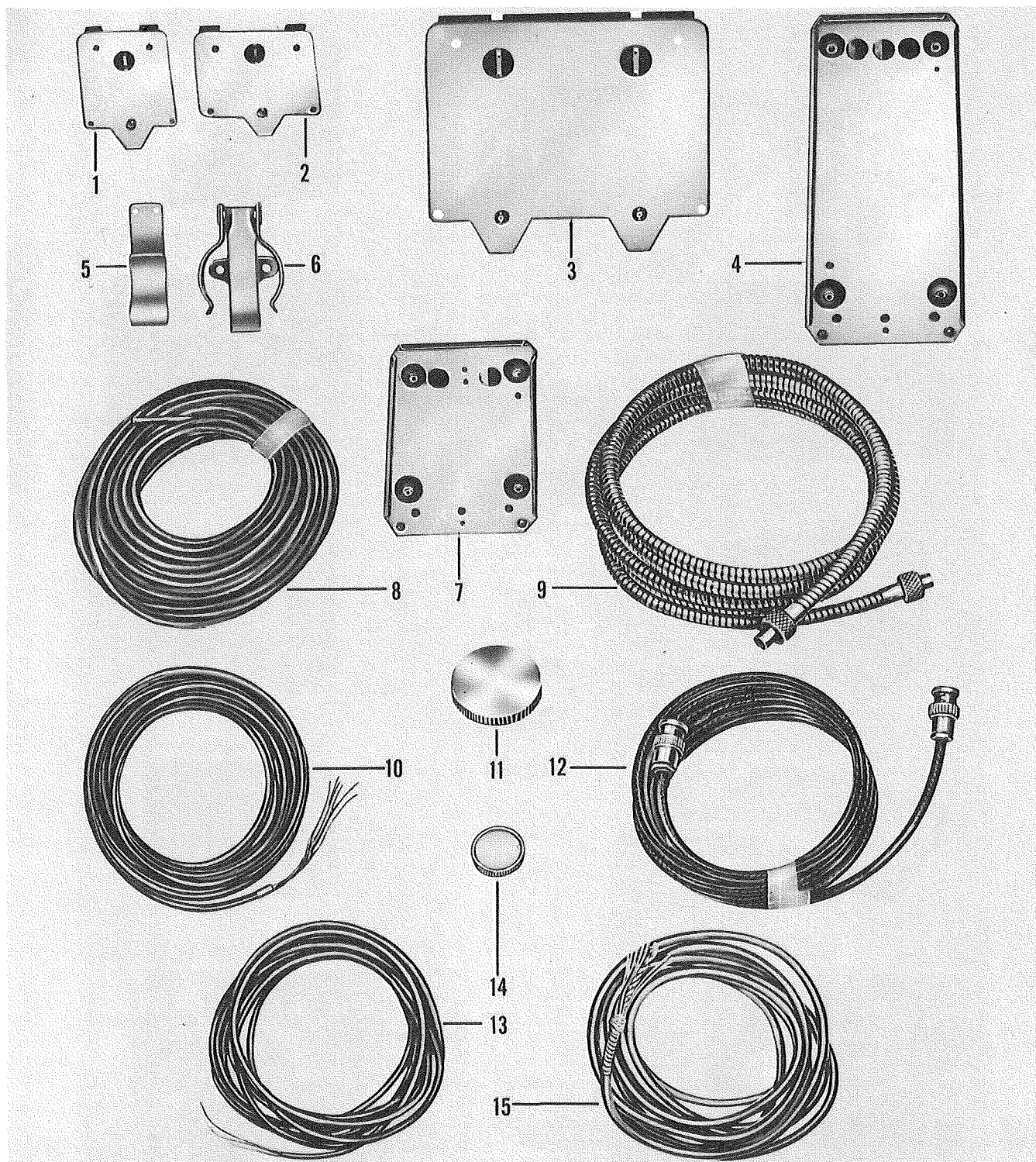
Figure 1-1. Radio Set ARC Type 12, Major Components (Sheet 1 of 2 Sheets)



- 14. Control Unit ARC Type C-16
- 15. Control Unit ARC Type C-17
- 16. Control Unit ARC Type C-18
- 17. Mounting ARC Type M-18
- 18. Control Unit ARC Type C-24
- 19. Control Unit ARC Type C-25
- 20. Control Unit ARC Type C-36
- 21. Mounting ARC Type M-19

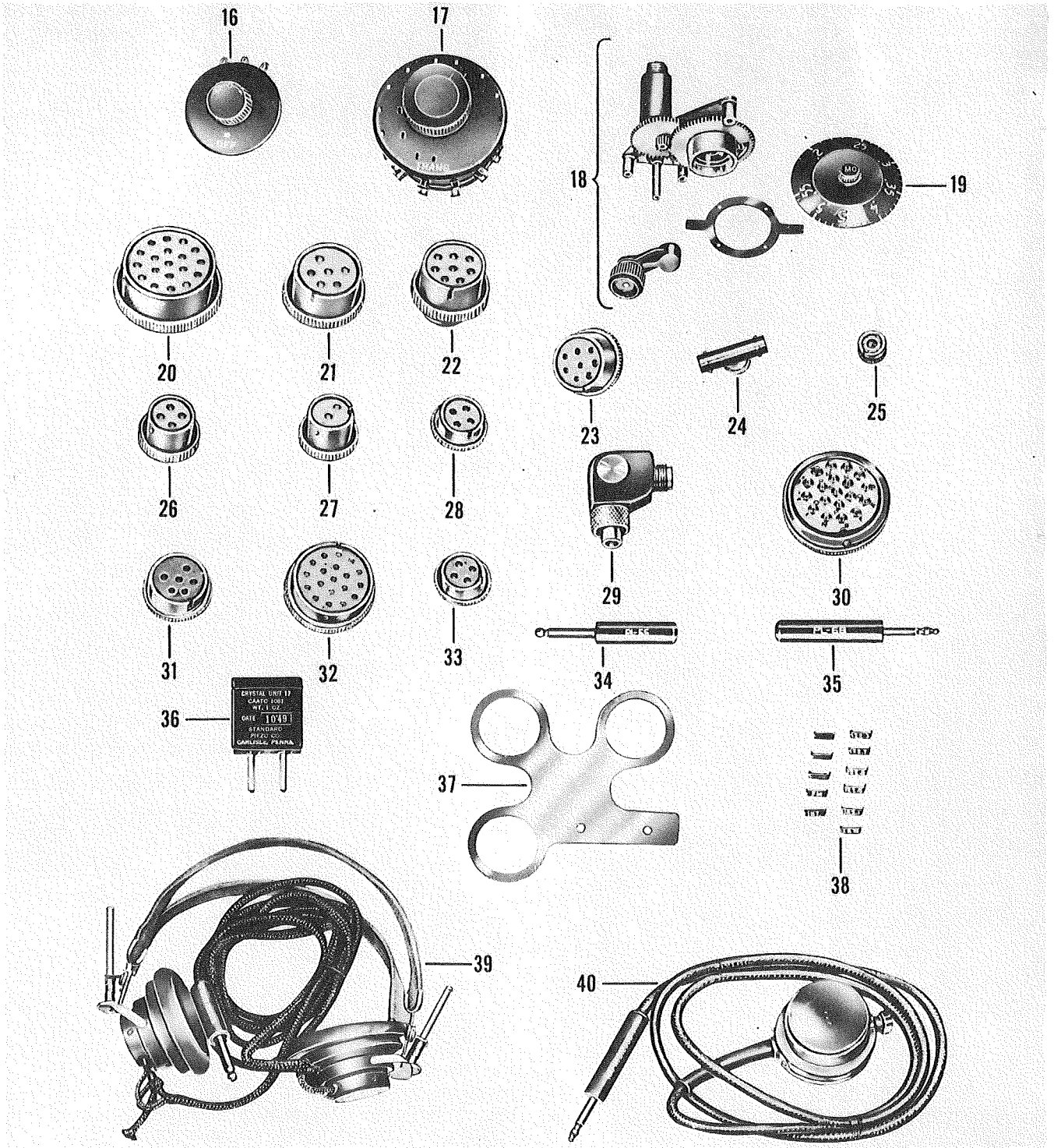
- 22. Control Unit ARC Type C-37
- 23. Control Unit ARC Type C-38
- 24. Mounting ARC Type M-13
- 25. Junction Box ARC Type J-12
- 26. Jack Box ARC Type J-10
- 27. Junction Box ARC Type J-13
- 28. Control Unit ARC Type C-39
- 29. Control Unit ARC Type C-40

Figure 1-1. Radio Set ARC Type 12, Major Components (Sheet 2 of 2 Sheets)



- |                            |                                |
|----------------------------|--------------------------------|
| 1. Mounting ARC Type M-18  | 8. Cable ARC-11818 (RG-58/U)   |
| 2. Mounting ARC Type M-19  | 9. Mechanical Linkage ARC-6151 |
| 3. Mounting ARC Type M-13  | 10. Cable ARC-11835            |
| 4. Mounting ARC Type M-12A | 11. Cap ARC-14589              |
| 5. Bracket ARC-11938       | 12. Cable Assembly ARC-11369   |
| 6. Bracket ARC-11936       | 13. Cable ARC-11974            |
| 7. Mounting ARC Type M-11A | 14. Cap ARC-9375               |
|                            | 15. Cable ARC-11834            |

Figure 1-2. Radio Set ARC Type 12, Accessories (Sheet 1 of 2 Sheets)



- 16. Control Assembly ARC-14048
- 17. Control Assembly ARC-14049
- 18. Dial Gear Drive Assembly ARC-13976
- 19. Dial ARC-6051
- 20. Connector ARC-14320
- 21. Connector ARC-14051
- 22. Connector ARC-14050
- 23. Connector ARC-12098
- 24. Adapter ARC-14129
- 25. Connector ARC-11337 (UG-290/U)
- 26. Connector ARC-14052
- 27. Connector ARC-14321
- 28. Connector ARC-12375
- 29. Coupling ARC-6357
- 30. Connector ARC-12096
- 31. Connector ARC-12125
- 32. Connector ARC-12139
- 33. Connector ARC-12372
- 34. Plug ARC-7086 (PL-55)
- 35. Plug ARC-7100 (PL-68)
- 36. Crystal Unit ARC-10714 or ARC-14958
- 37. Plate ARC-15392
- 38. Plate Set ARC-14034
- 39. Headset ARC-11935
- 40. Microphone ARC-11937

- 25. Connector ARC-11337 (UG-290/U)
- 26. Connector ARC-14052
- 27. Connector ARC-14321
- 28. Connector ARC-12375
- 29. Coupling ARC-6357
- 30. Connector ARC-12096
- 31. Connector ARC-12125

- 32. Connector ARC-12139
- 33. Connector ARC-12372
- 34. Plug ARC-7086 (PL-55)
- 35. Plug ARC-7100 (PL-68)
- 36. Crystal Unit ARC-10714 or ARC-14958
- 37. Plate ARC-15392
- 38. Plate Set ARC-14034
- 39. Headset ARC-11935
- 40. Microphone ARC-11937

Figure 1-2. Radio Set ARC Type 12, Accessories (Sheet 2 of 2 Sheets)