

**TECHNICAL MANUAL**

**ORGANIZATIONAL, DIRECT SUPPORT, AND GENERAL SUPPORT MAINTENANCE  
REPAIR PARTS AND SPECIAL TOOLS LISTS  
(INCLUDING DEPOT MAINTENANCE REPAIR PARTS AND SPECIAL TOOLS)  
FOR  
ANTENNA LOOP AT-784/PRC  
(NSN 5820-00-086-7651)**

---

**HEADQUARTERS, DEPARTMENT OF THE ARMY**

**5 FEBRUARY 1980**



TECHNICAL MANUAL }  
 NO. 11-5985-284-24P }

HEADQUARTERS  
 DEPARTMENT OF THE ARMY  
 WASHINGTON, DC, 5 February 1980

**ORGANIZATIONAL, DIRECT SUPPORT, AND GENERAL SUPPORT MAINTENANCE  
 REPAIR PARTS AND SPECIAL TOOLS LISTS  
 (INCLUDING DEPOT MAINTENANCE REPAIR PARTS AND SPECIAL TOOLS)  
 FOR  
 ANTENNA LOOP AT-784/PRC  
 (NSN 5820-00-086-7651)**

*Current as of 14 September 1979*

**REPORTING ERRORS AND RECOMMENDING IMPROVEMENTS**

*You can help improve this manual. If you find you mistakes or if you know of a way to improve the procedures, please let us know.*

*Mail your letter, DA Form 2028 (Recommended Changes to Publications and Blank Forms), or DA Form 2028-2 located in back of this manual direct to: Commander, US Army Communications and Electronics Materiel Readiness Command, ATTN: DRSEL-ME-MQ, Fort Monmouth, NJ 07703.*

*In any case a reply will be furnished direct to you.*

**Table of Contents**

	Page	Illus Figure
SECTION I. Introduction . . . . .	1	
II. Repair parts list . . . . .	5	
Group 00 Antenna Loop AT-784/PRC . . . . .	5	1
01 Antenna AT-1082/PRC . . . . .	9	2-6
02 Cable Assemblies CG-3344/PRC, CG-2840A/U . . . . .	19	7
SECTION III. Special tools list (not applicable)		
IV. National stock number and part number index . . . . .	20	

---

\* This manual supersedes so much of TM 11-5985-284-15, 3 February 1967, as pertains to repair parts and special tools lists.



## SECTION I

### INTRODUCTION

#### 1. Scope

This manual lists spares and repair parts; special tools, special test, measurement, and diagnostic equipment (TMDE), and other special support equipment required for performance of organizational, direct support, and general support maintenance of the AT-784/PRC.

It authorizes the requisitioning and issue of spares and repair parts as indicated by the source and maintenance codes.

#### 2. General

This Repair Parts and Special Tools List is divided into the following sections:

*a. Section II. Repair Parts List.* A list of spares and repair parts authorized for use in the performance of maintenance. The list also includes parts which must be removed for replacement of the authorized parts. Parts lists are composed of functional groups in numeric sequence, with the parts in each group listed in figure and item number sequence.

*b. Section III. Special Tools List.* Not applicable.

*c. Section IV. National Stock Number and Part Number Index.* A list, in National item identification number (NIIN) sequence, of all National stock numbers (NSN) appearing in the listings, followed by a list, in alphameric sequence, of all part numbers appearing in the listings. National stock numbers and part numbers are cross-referenced to each illustration figure and item number appearance.

#### 3. Explanation of Columns

*a. Illustration.* This column is divided as follows:

(1) *Figure number.* Indicates the figure number of the illustration on which the item is shown.

(2) *Item number.* The number used to identify item called out in the illustration.

*b. Source, Maintenance, and Recoverability (SMR) Codes.*

(1) *Source code.* Source codes indicate the manner of acquiring support items for maintenance, repair, or overhaul of end items. Source codes are entered in the first and second positions of the Uniform SMR Code format as follows:

Code	Definition
PA	Item procured and stocked for anticipated or known usage.

XD	A support item that is not stocked. When required, item will be procured through normal supply channels.
----	--

#### NOTE

Cannibalization or salvage maybe used as a source of supply for any items source coded above except those coded XA and aircraft support items as restricted by AR 700-42.

(2) *Maintenance code.* Maintenance codes are assigned to indicate the levels of maintenance authorized to USE and REPAIR support items. The maintenance codes are entered in the third and fourth positions of the Uniform SMR Code format as follows:

(a) The maintenance code entered in the third position will indicate the lowest maintenance level authorized to remove, replace, and use the support item. The maintenance code entered in the third position will indicate one of the following levels of maintenance.

Code	Application/Explanation
O	Support item is removed, replaced, used at the organizational level.

F	Support item is removed, replaced, used at the direct support level.
---	--

H	Support item is removed, replaced, used at the general support level.
---	---

(b) The maintenance code entered in the fourth position indicates whether the item is to be repaired and identifies the lowest maintenance level with the capability to perform complete repair (i.e., all authorized maintenance functions). This position will contain one of the following maintenance codes:

code	Application/Explanation
F	The lowest maintenance level capable of complete repair of the support item is the direct support level.

H	The lowest maintenance level capable of complete repair of the support item is the general support level.
---	---

Z	Nonreparable. No repair is authorized.
---	--

(3) *Recoverability code.* Recoverability codes are assigned to support items to indicate the disposition action on unserviceable items. The recoverability code is entered in the fifth position of the Uniform SMR Code format as follows:

Recoverability code 8	Definition
Z	Nonreparable item. When unserviceable, condemn and dispose at the level indicated in position 3.

F	Reparable item. When uneconomically repairable, condemn and dispose at the direct support level.
---	--

H	Reparable item. When uneconomically repairable,
---	---

Recoverability  
codes

Definition

condemn and dispose at the general support level,

*c. National Stock Number.* Indicates the National stock number assigned to the item and will be used for requisitioning purposes.

*d. Part Number.* Indicates the primary number used by the manufacturer (individual, company, firm, corporation, or Government activity), which controls the design and characteristics of the item by means of its engineering drawings, specifications, standards, and inspection requirements to identify an item or range of items.

#### NOTE

When a stock numbered item is requisitioned, the repair part received may have a different part number than the part being replaced.

*e. Federal Supply Code for Manufacturer (FSCM).* The FSCM is a 5-digit numeric code listed in SB 708-42 which is used to identify the manufacturer, distributor, or Government agency, etc.

*f. Description.* Indicates the Federal item name and, if required, a minimum description to identify the item.

*g. Unit of Measure (U/M).* Indicates the standard of the basic quantity of the listed item as used in performing the actual maintenance function. This measure is expressed by a two-character alphabetical abbreviation (e.g., ea, in, pr, etc). When the unit of measure differs from the unit of issue, the lowest unit of issue that will satisfy the required units of measure will be requisitioned.

*h. Quantity Incorporated in Unit.* Indicates the quantity of the item used in the breakout shown on the

illustration figure, which is prepared for a functional group, subfunctional group, or an assembly.

#### 4. Special Information

The following publication pertains to the AT-784/PRC and its components TM 11-5985-284-15, Antenna, Loop AT-784/PRC.

#### 5. How to Locate Repair Parts

*a.* When National stock number **or** part number is unknown.

(1) *First.* Using the table of contents, determine the functional group within which the item belongs. This is necessary since illustrations are prepared for functional groups and listings are divided into the same groups.

(2) *Second.* Find the illustration covering the functional group to which the item belongs.

(3) *Third.* Identify the item on the illustration and note the illustration figure and item number of the item.

(4) *Fourth* Using the Repair Parts Listing, find the figure and item number noted on the illustration.

*b.* When National stock number or part number is known.


(1) *First.* Using the Index of National Stock Numbers and Part Numbers, find the pertinent National stock number or part number. This index is in NIIN sequence followed by a list of part numbers in alphabetic sequence, cross-referenced to the illustration figure number and item number.

(2) *Second.* After finding the figure and item number, locate the figure and item number in the repair parts list.

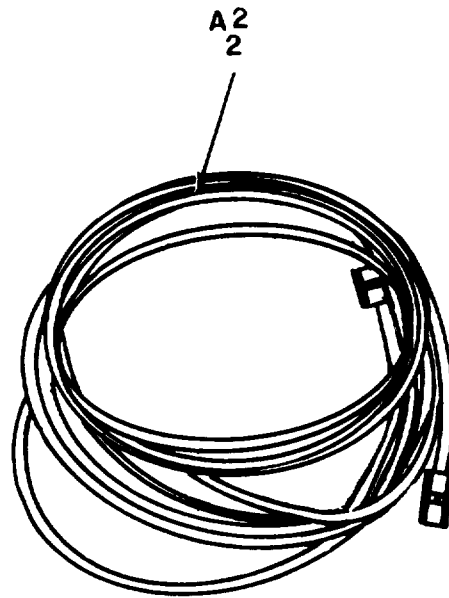
#### 6. Abbreviations

Not applicable.

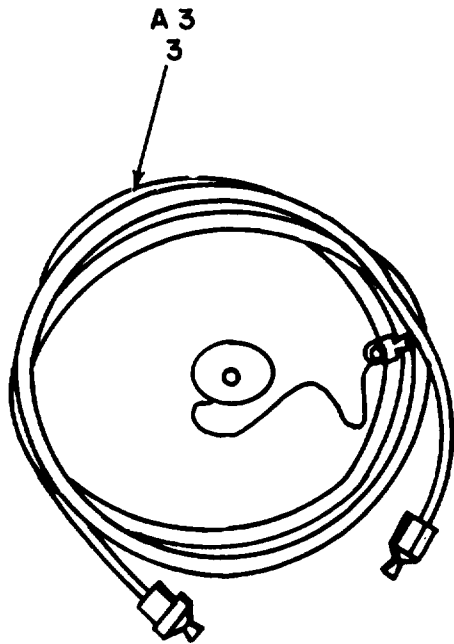




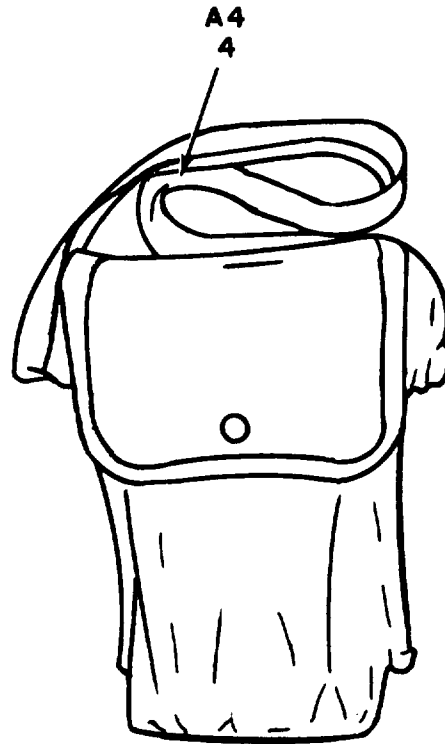
AT-1082/PRC



CG-2840A/U



CG-3344 /PRC



CW-445/PRC

EL2MQ001

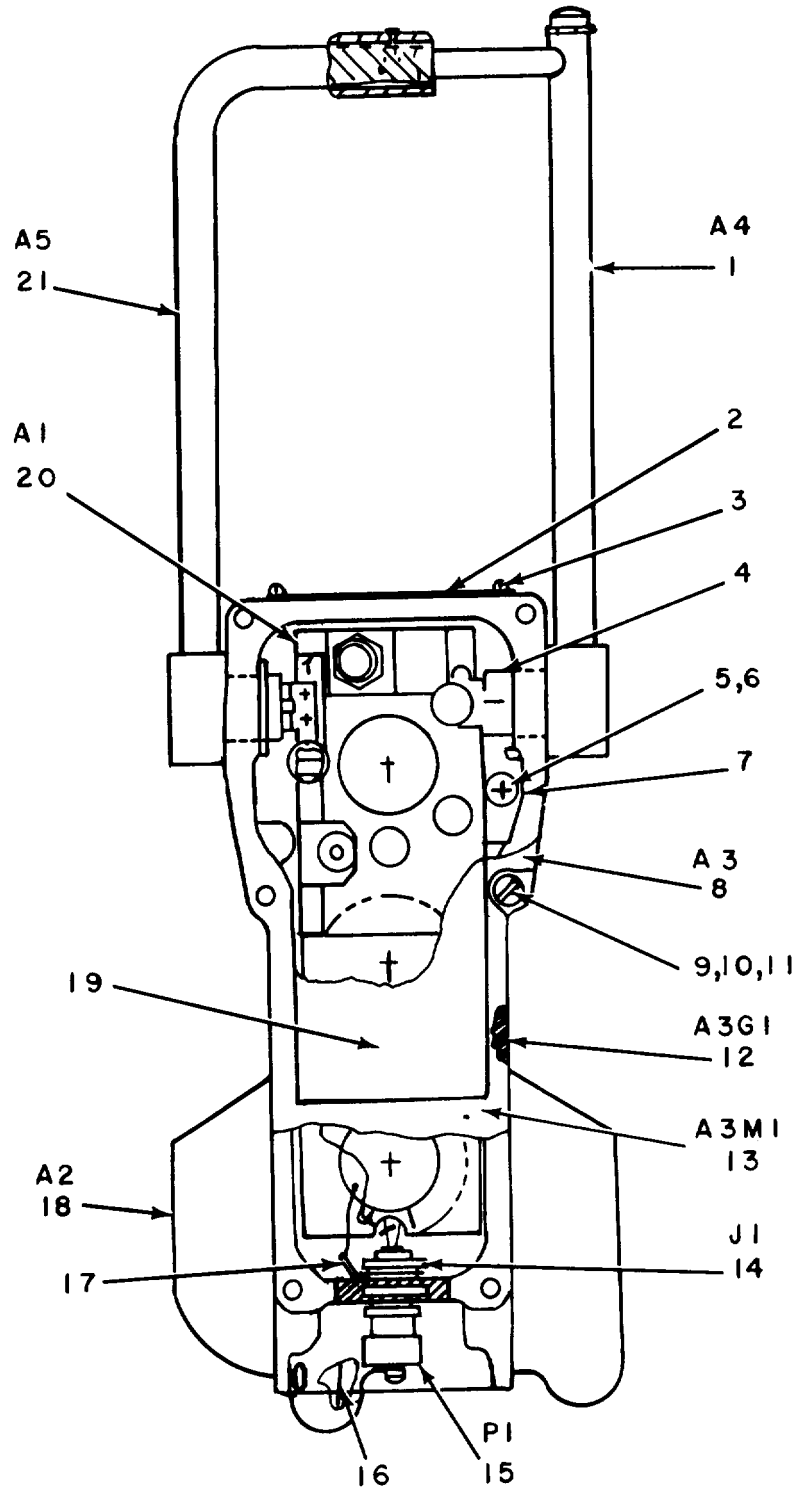
Figure 1. Antenna, Loop AT-784/PRC



SECTION II

(1)	(2)	(3)	(4)	(5)	(6)	(7)	(8)
ILLUSTRATION		NATIONAL	PART		DESCRIPTION		QTY
(A)	(B)	STOCK	NUMBER	FSCM		USABLE ON CODE	INC
FIG	ITEM	SMR	NUMBER				IN
NO	NO	CODE	NUMBER				U/M
							UNIT
GROUP 00 ANTENNA LOOP AT-784/PRC							
1	1	PAOHH	5985-00-889-3921	AT-1082/PRC	80058	ANTENNA	EA 1
1	2	PAOFF	5995-00-933-8961	CG2840A/U12FT	80063	CABLE ASSY	EA 1
1	3	PAOFF	5995-00-933-8962	CG-3344/PRC5FT	80063	CABLE ASSY	EA 1
1	4	PAOZZ	5985-00-973-0773	CW-445/PRC	80058	BAG	EA 1

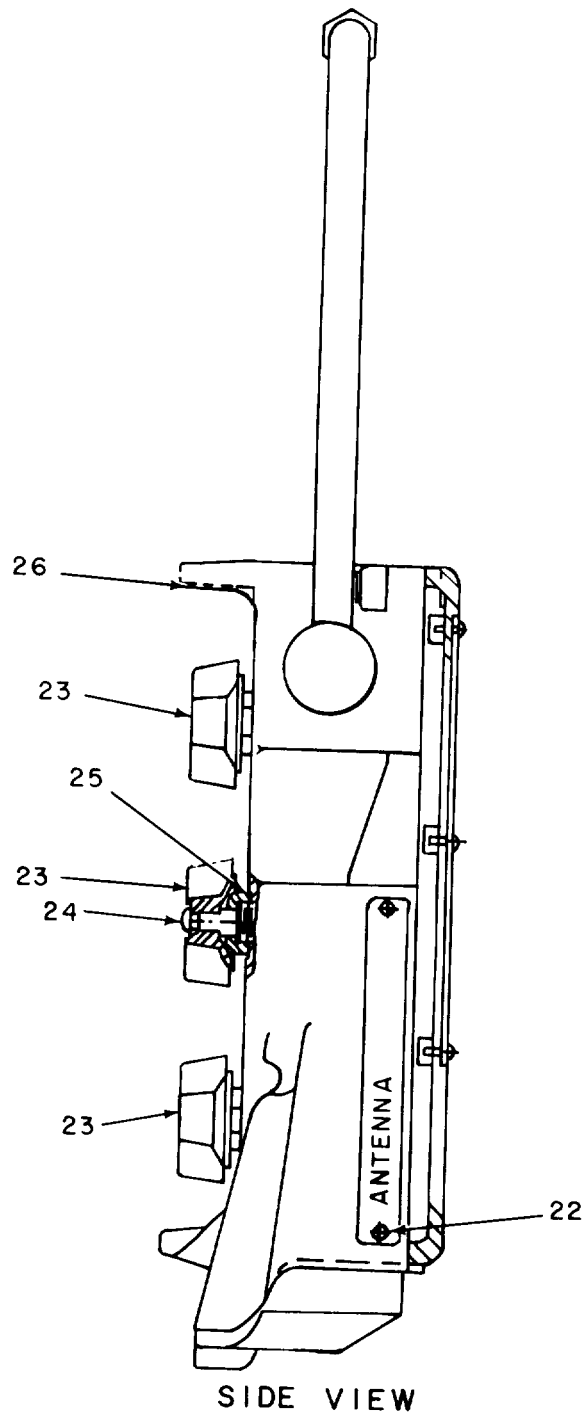




NOTE : FOR COMPLETE REFERENCE  
 DESIGNATION PREFIX WITH A1  
 REAR VIEW

EL2MQ002

Figure 2. Antenna AT-1082/PRC (Sheet 1 of 2).



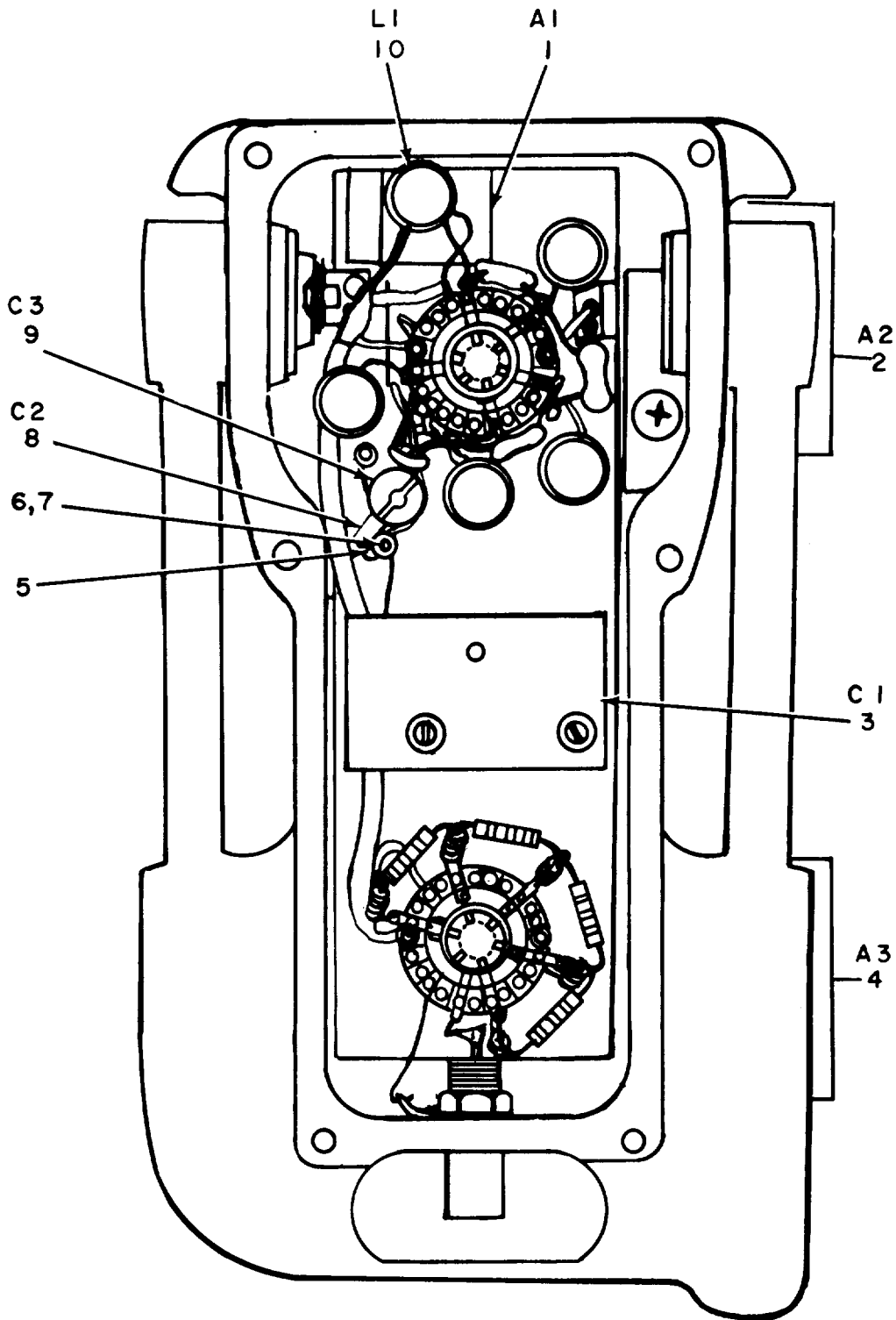
NOTE: FOR COMPLETE REFERENCE DESIGNATION  
PREFIX WITH AI

EL2MQ003

Figure 2. Antenna AT-1082/PRC (Sheet 2 of 2).

SECTION II

(1) ILLUSTRATION (A) FIG NO	(2) (B) ITEM NO	(3) SMR CODE	(4) NATIONAL STOCK NUMBER	(5) PART NUMBER	(6) FSCM	(7) DESCRIPTION USABLE ON CODE	(8) QTY INC IN UNIT
GROUP 01 ANTENNA AT-1082/PRC							
2	1	PAFZZ	5820-00-933-8397	SMD508870	80063	ARM ASSY	EA 1
2	2	XDHZZ		SMC508874	80063	PLATE,SENSE	EA 1
2	3	XDHZZ	5305-00-253-5603	MS21318-1	96906	SCREW,DRIVE	EA 4
2	4	PAHZZ	5820-00-933-8406	SMC508869-1	80063	SPRING,LEAF	EA 1
2	5	XDHZZ	5305-00-543-2192	MS35223-41	96906	SCREW MACHINE	EA 1
2	6	XDFZZ	5310-00-054-1830	MS35338-80	96906	WASHER	EA 1
2	7	PAHZZ	5820-00-933-8398	SMC508869-2	80063	SPRING,LEAF	EA 1
2	8	XDFFF		SMD508846	80063	COVER ASSY	EA 1
2	9	XDFZZ		SMC508867	80063	SCREW,CAPTIVE	EA 1
2	10	XDFZZ	5310-00-929-6395	MS35337-79	96906	WASHER,LOCK	EA 6
2	11	XDFZZ	5310-00-722-5998	MS15795-805	96906	WASHER,FLAT	EA 6
2	12	XDFZZ		MS8241-159	96906	PACKING,PREFORMED	EA 1
2	13	XDFZZ	5820-00-937-1671	SMD508826	80063	COVER ASSEMBLY	EA 1
2	14	PAFZZ	5935-00-997-8026	MS35183-912A	96906	CONNECTOR,RCPT,ELEC	EA 1
2	15	PAFZZ	5935-00-832-8855	SMC508868	80063	COVER,CONNECTOR	EA 1
2	16	XDHZZ		SMC508865	80063	DECAL	EA 1
2	17	XDHZZ		SMB447725	80063	TERMINAL	EA 1
2	18	XDHZZ		SMD508845	80063	HOUSING ASSY	EA 1
2	19	XDHZZ		SMC508872	80063	PLATE,INSTRUCTION	EA 1
2	20	XDOFF		SMD508824	80063	ASSEMBLY,RF TUN,ATT	EA 1
2	21	PAFZZ	5820-00-933-8396	SMD508864	80063	LINE,RADIO REQUENC	EA 1
2	22	XDHZZ	5305-00-253-5604	MS21318-2	96906	SCREW DRIVE	EA 10
2	23	PAOZZ	5355-00-616-9659	MS91525-1	96906	KNOB	EA 3
2	24	PAOZZ	5305-00-543-2772	MS35233-26	96906	SCREW,MACHINE,PNH	EA 3
2	25	PAHZZ	5930-00-823-0482	SMC508827	80063	SEAL,SHAFT	EA 3
2	26	XDHZZ		SMD508873	80063	PLATE,CAUTION	EA 1



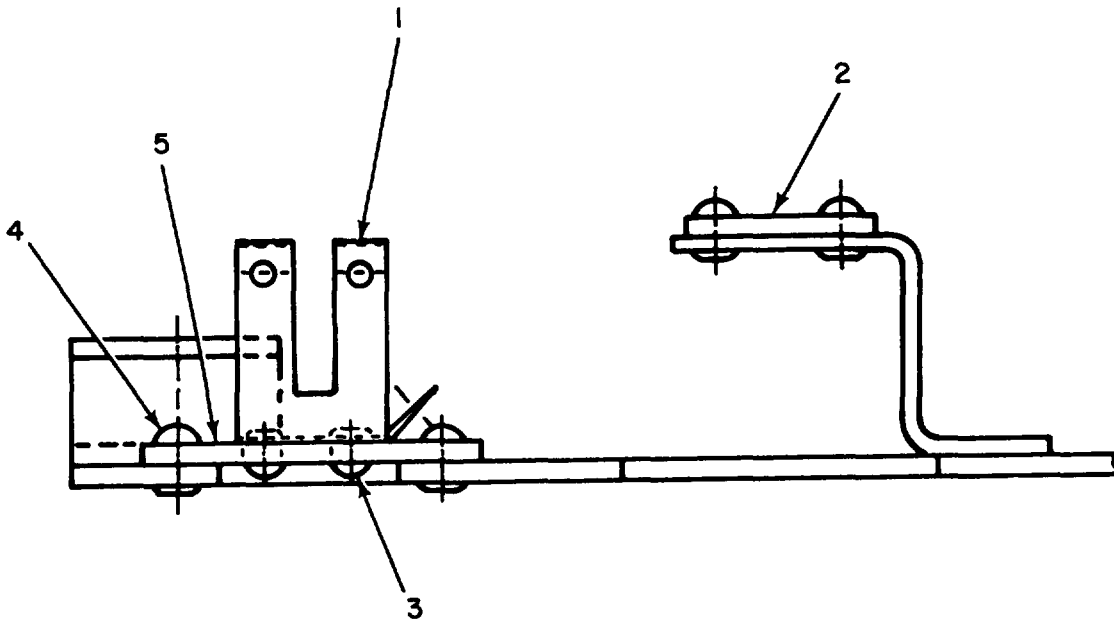
**NOTE: FOR COMPLETE REFERENCE  
DESIGNATION PREFIX WITH AIAI**

**EL2MQ004**

Figure 3. Antenna AT-1082/PRC, RF Tuning and Attenuator Assembly.

SECTION II

(1) ILLUSTRATION (A) FIG NO	(2) (B) ITEM NO	(3) SMR CODE	(4) NATIONAL STOCK NUMBER	(5) PART NUMBER	(6) DESCRIPTION	(7) USABLE ON CODE	(8) QTY INC IN UNIT
3	1	XDFFF	5820-00-936-5479	SMC508860	80063 CHASSIS,ELECTRICAL	EA	1
3	2	PAHHH	5930-00-933-8370	SMD508876	80063 BAND SWITCH ASSY	EA	1
3	3	PAFZZ	5910-00-933-8514	SMC508834	80063 CAPACITOR,VARIABLE	EA	1
3	4	XDHHH	5930-00-933-8369	SMD508877	80063 SWITCH ASSEMBLY	EA	1
3	5	XDFZZ		SMD447766	80063 SUPPORT	EA	1
3	6	XDFZZ	5310-00-058-3599	MS35335-57	96906 WASHER,LOCK	EA	1
3	7	PAFZZ	5305-00-993-0191	MS35223-12	96906 SCREW,MACHINE	EA	1
3	8	PAFZZ	5910-00-933-8516	SC-B-50888-5	80063 CAPACITOR,FXD,MICA	EA	1
3	9	PAFZZ	5910-00-933-8515	SMC508882	80063 CAPACITOR,VARIABLE	EA	1
3	10	PAFZZ	5950-00-933-8681	SMD508837	80063 COIL,VARIABLE	EA	1



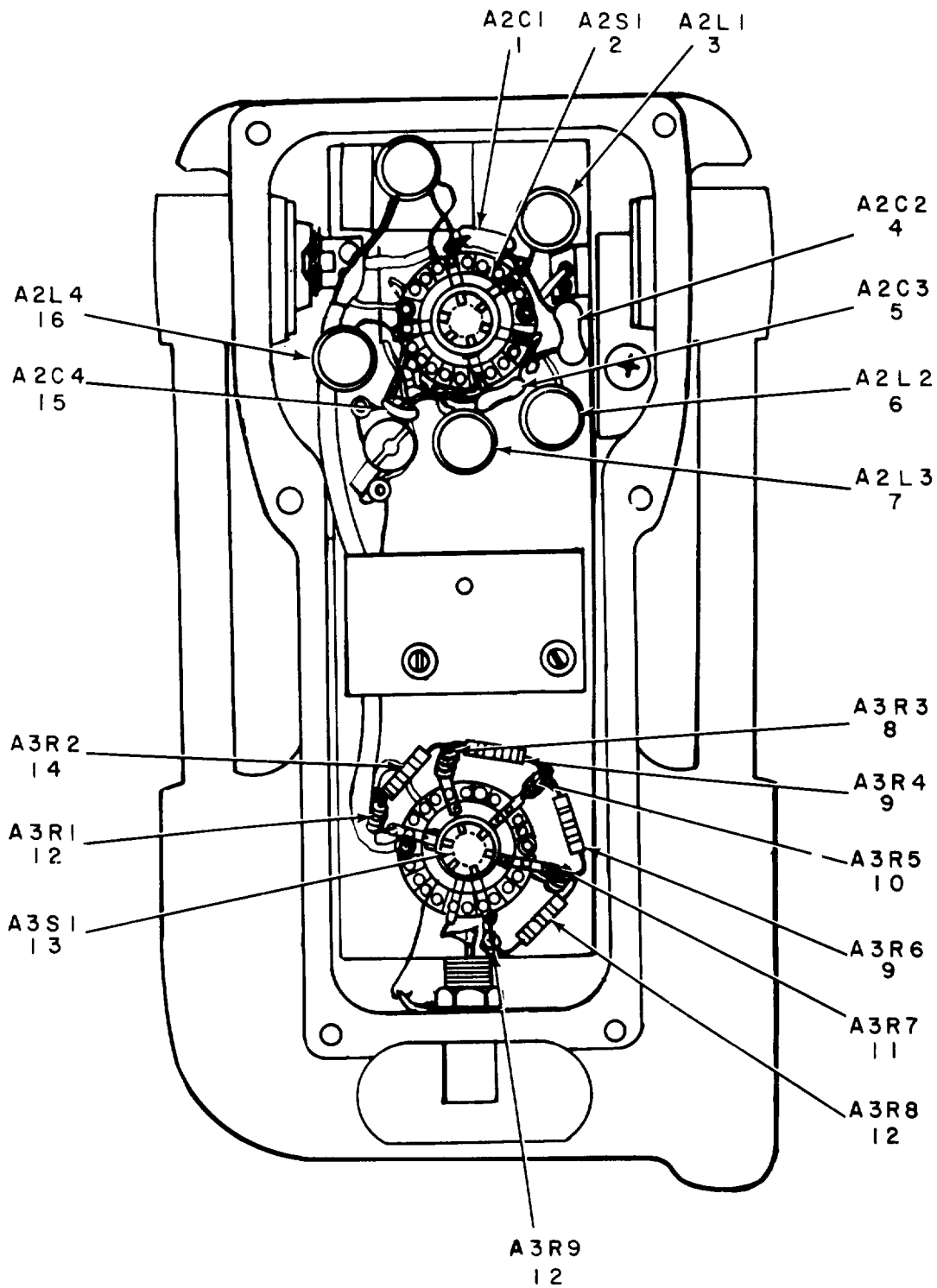
EL2MQ005

Figure 4. Antenna AT-1082/PRC, RF Tuning and Attenuator Assembly, Chassis Assembly.



SECTION II

(1)	(2)	(3)	(4)	(5)	(6)	(7)	(8)
ILLUSTRATION							
(A)	(B)	NATIONAL			DESCRIPTION		QTY
FIG	ITEM	STOCK	PART	FSCM		USABLE ON CODE	INC
NO	NO	CODE	NUMBER				IN
							UNIT
4	1	XDFZZ		SMC508843	80063	CONTACT, SPRING	EA 2
4	2	XDFZZ		SMB508856	80063	INSULATOR, CAPACITOR	EA 1
4	3	XDFZZ	5320-00-081-7418	MS16535-12	96906	RIVET, TUBULAR	EA 4
4	4	XDFZZ	5320-00-952-7864	MS16535-13	96906	RIVET, TUBULAR	EA 4
4	5	XDFZZ		SMC508871	80063	CONTACT, INSULATOR	EA 1

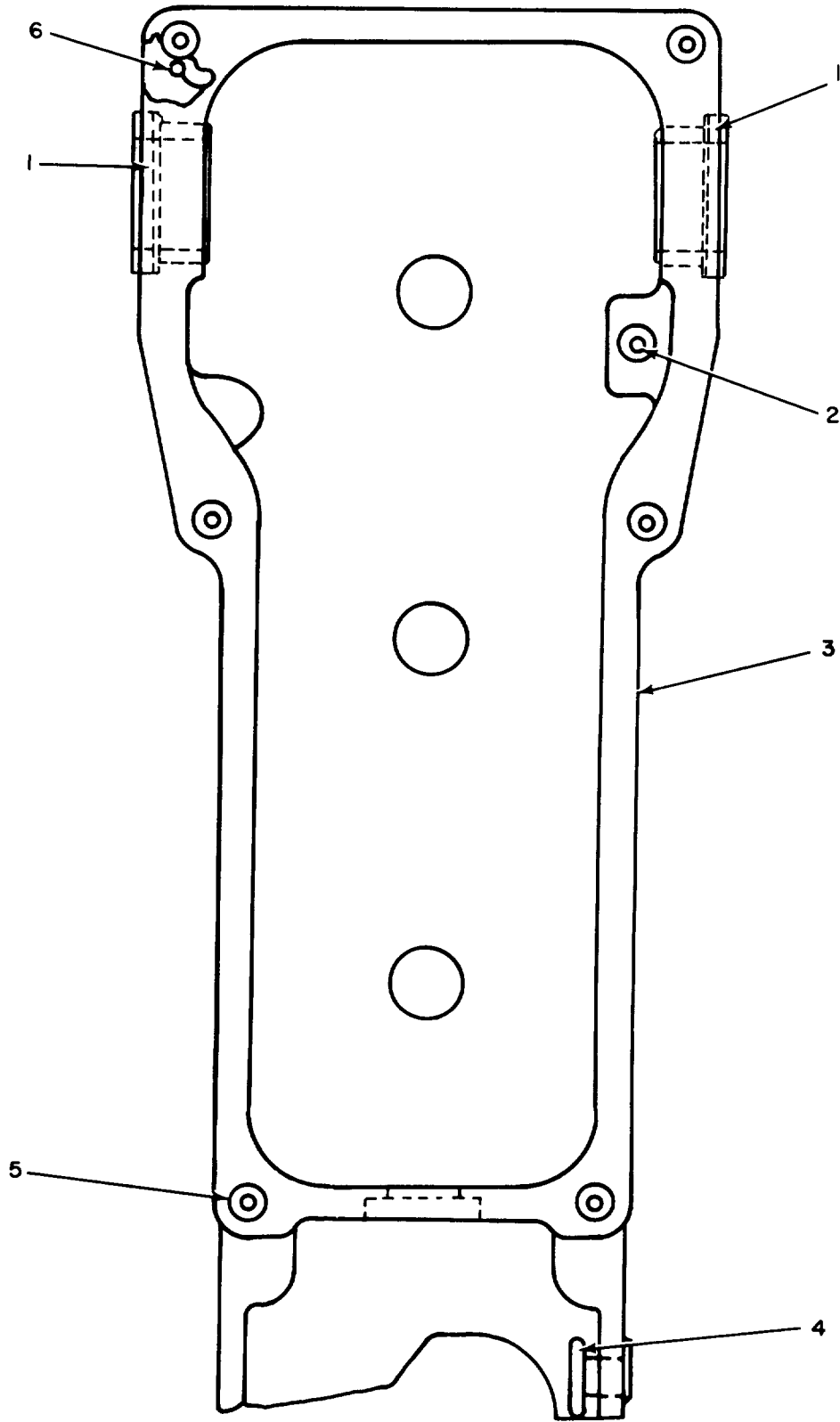


NOTE: FOR COMPLETE REFERENCE DESIGNATION  
 PREFIX WITH A1A1

EL2MQ006

Figure 5. Antenna AT-1082/PRC, RF Tuning and Attenuator Assembly,  
 Band Switch and Attenuator Assemblies.

(1) ILLUSTRATION		(2)	(3)	(4)	(5)	(6)	(7)	(8)
(A) FIG NO	(B) ITEM NO	SMR CODE	NATIONAL STOCK NUMBER	PART NUMBER	FSCM	DESCRIPTION	USABLE ON CODE	QTY INC IN UNIT
5	1	PAHZZ	5910-00-933-8517	SM-D-508888-1	80063	CAPACITOR,FXD,MICA	EA	1
5	2	PAHZZ	5930-00-933-8372	SMD508836	80063	SWITCH,ROTARY	EA	1
5	3	PAHZZ	5950-00-933-8680	SMD508838	80063	COIL ASSY,RADIO	EA	1
5	4	PAHZZ	5910-00-933-8518	SM-D-508888-2	80063	CAPACITOR,FXD,MICA	EA	1
5	5	PAHZZ	5910-00-933-8519	SMD508888-3	80063	CAPACITOR,FXD,MICA	EA	1
5	6	PAHZZ	5950-00-933-8682	SMD508839	80063	COIL ASSY,RADIO	EA	1
5	7	PAHZZ	5950-00-933-8683	SMD508841	80063	COIL ASSY,RADIO	EA	1
5	8	PAHZZ	5905-00-111-4736	RC20GF161J	81349	RESISTOR,FIXED,COMP	EA	1
5	9	PAHZZ	5905-00-299-1541	RC20GF151J	81349	RESISTOR FIXED C	EA	2
5	10	PAHZZ	5905-00-106-9344	RC20GF101J	81349	RESISTOR,FIXED,COMP	EA	1
5	11	PAHZZ	5905-00-935-8544	RC20GF181J	81349	RESISTOR,FIXED,COMP	EA	1
5	12	PAHZZ	5905-00-116-8566	RC20GF680J	81349	RESISTOR,FIXED,COMP	EA	3
5	13	PAHZZ	5930-00-933-8371	SMD508840	80063	SWITCH,ROTARY	EA	1
5	14	PAHZZ	5905-00-279-1758	RC20GF750J	81349	RESISTOR,FIXED,COMP	EA	1
5	15	PAHZZ	5910-00-933-8520	SM-D-508888-4	80063	CAPACITOR,FXD,MICA	EA	1
5	16	PAHZZ	5950-00-933-8684	SMD508842	80063	COIL ASSY,RADIO	EA	1

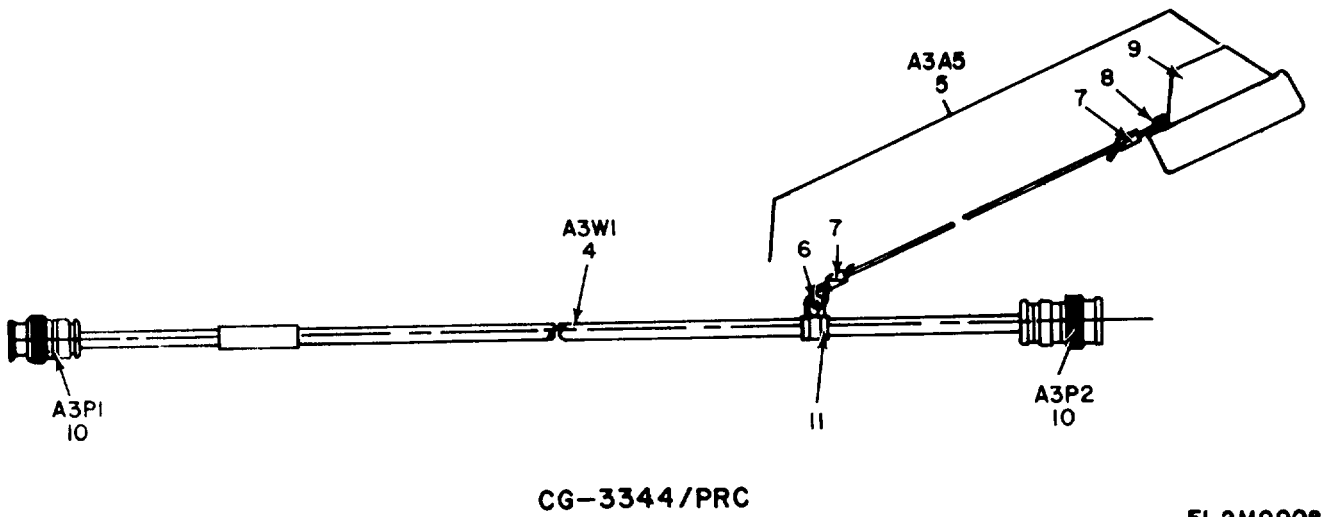
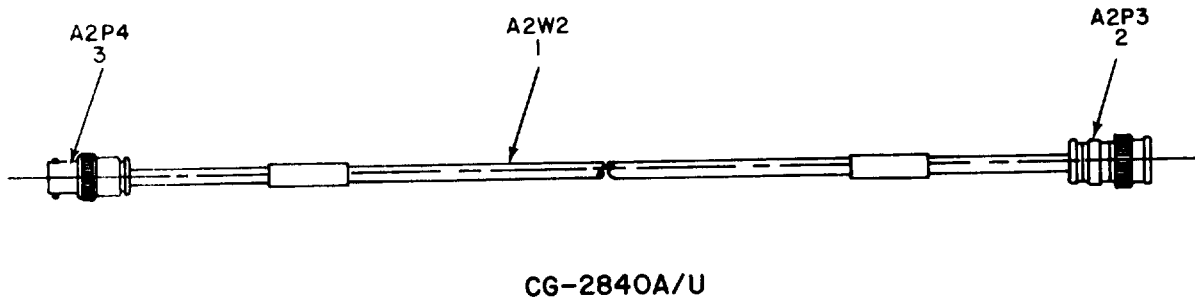


EL2QM007

Figure 6. Antenna AT-1082/PRC, Housing Assembly.

SECTION II

(1) ILLUSTRATION (A) FIG NO	(2) (B) ITEM NO	(3) SMR CODE	(4) NATIONAL STOCK NUMBER	(5) PART NUMBER	(6) DESCRIPTION	(7) USABLE ON CODE	(8) QTY INC IN UNIT
6	1	XDHZZ		SMC508830	80063 BUSHING	EA	2
6	2	PAHZZ	5340-00-682-1520	MS21208C0615	96906 INSERT,HELICOIL	EA	6
6	3	XDHZZ		SMD508825	80063 HOUSING,ANTENNA	EA	1
6	4	XDHZZ		SMB508828-2	80063 RIVET,SHOULDER	EA	1
6	5	PAHZZ	5340-00-297-3841	MS21208C0815	96906 INSERT,HELICOIL	EA	1
6	6	XDHZZ		SMD508883	80063 SCREW,BINDING,HEAD	EA	2



EL2MQ008

Figure 7. Cable Assemblies CG-3344/PRC and CG-2840A/U.

SECTION II

(1) ILLUSTRATION (A) FIG NO	(2) (B) ITEM NO	(3) SMR CODE	(4) NATIONAL STOCK NUMBER	(5) PART NUMBER	(6) FSCM	(6) DESCRIPTION	USABLE ON CODE	(7) U/M	(8) QTY INC IN UNIT
GROUP 02 CABLE ASSEMBLIES CG-3344/PRC AND CG-2840A/U									
7	1	PAFZZ	6145-00-681-7849	RG-55B/U	81349	CABLE,RADIO		FT	12
7	2	PAFZZ	5935-00-823-0487	UG88EU	80058	CONNECTOR,PLUG,ELEC		EA	1
7	3	PAFZZ	5935-00-577-2281	UG-89C/U	80058	CONNECTOR,PLUG,ELEC		EA	1
7	4	PAFZZ	6145-00-681-7849	RG-55B/U	81349	CABLE,RADIO		FT	5
7	5	PAFFF	5999-00-937-1630	CW922GRC	80058	CAP,ELECTRICAL		EA	1
7	6	PAFZZ	5360-00-937-2332	SMB508879	80063	O RING,COUPLING		EA	1
7	7	XDFZZ		SMC508881	80063	CONTACT GROUND		EA	2
7	8	XDFZZ	5320-00-753-3942	MS16535-52	96906	RIVET,TUBLLAR		EA	2
7	9	XDFZZ		SMC508880	80063	CAP,CASTING		EA	1
7	10	PAFZZ	5935-00-823-0437	UG88EU	80058	CONNECTOR,PLUG,ELEC		EA	2
7	11	XDFZZ	5340-00-291-5322	MS21919WDG3	96906	CLAMP,LOOP		EA	1

## NATIONAL STOCK NUMBER AND PART NUMBER INDEX

NOTE: LATEST NATIONAL STOCK NUMBER AND PART NUMBER ASSIGNMENTS ARE INCLUDED AT END OF INDEX

STOCK NUMBER	FIGURE NO	ITEM NO	STOCK NUMBER	FIGURE NO	ITEM NO
5310-00-054-1830	2	6	5310-00-722-5998	2	11
5310-00-058-3599	3	6	5320-00-753-3942	7	8
5320-00-081-7418	4	3	5930-00-823-0482	2	25
5905-00-111-4736	5	8	5310-00-929-6395	2	10
			5930-00-933-8369	3	4
			5930-00-933-8371	5	13
5305-00-253-5603	2	3	5930-00-933-8372	5	2
5305-00-253-5604	2	22	5820-00-933-8396	2	21
5905-00-279-1758	5	14	5820-00-933-8398	2	7
5340-00-291-5322	7	11	5820-00-933-8406	2	4
5905-00-299-1541	5	9	5910-00-933-8514	3	3
5305-00-543-2192	2	5	5910-00-933-8515	3	9
			5905-00-935-8544	5	11
5935-00-577-2281	7	3	5820-00-936-5479	3	1
5355-00-616-9659	2	23	5820-00-937-1671	2	13
			5320-00-952-7864	4	4

PART NUMBER	FIG FSCM	ITEM NO	PART NUMBER	FIG FSCM	ITEM NO
AT-1082/PRC	80058	1	SMC508843	80063	4
			SMC508860	80063	3
			SMC508865	80063	2
CW-445/PRC	80058	1	SMC508867	80063	2
CW922GRC	80058	7	SMC508866	80063	2
MS15795-805	96906	2	SMC508869-1	80063	2
MS16535-12	96906	4	SMC508869-2	80063	2
MS16535-13	96906	4	SMC508871	80063	4
MS16535-52	96906	7	SMC508872	80063	2
			SMC508874	80063	2
MS21318-1	96906	2	SMC508880	80063	7
MS21318-2	96906	2	SMC508881	80063	7
MS21919WDG3	96906	7	SMC508882	80063	3
MS35183-912A	96906	2			
MS35223-12	96906	3			
MS35223-41	96906	2			
MS35233-26	96906	2			
MS35335-57	96906	3	SMD447766	80063	3
MS35337-79	96906	2	SMD508824	80063	2
MS35338-80	96906	2	SMD508825	80063	6
MS8241-159	96906	2	SMD508826	80063	2
MS91525-1	96906	2	SMD508836	80063	5
			SMD508837	80063	3
RC20GF101J	81349	5	SMD508838	80063	5
RC20GF151J	81349	5	SMD508839	80063	5
RC20GF161J	81349	5	SMD508840	80063	5
RC20GF181J	81349	5	SMD508841	80063	5
RC20GF680J	81349	5	SMD508842	80063	5
RC20GF750J	81349	5	SMD508845	80063	2
RG-55B/U	81349	7	SMD508846	80063	2
RG-55B/U	81349	7	SMD508864	80063	2
SMB447725	8063	2	SMD508870	80063	2
SMB508828-2	80063	6	SMD508873	80063	2
SMB508856	80063	4	SMD508876	80063	3
SMB508879	80063	7	SMD508877	80063	3
SMC508827	80063	2	SMD508883	80063	6
SMC508830	80063	6			
SMC508834	80063	3	UG-890/U	80058	7



LATEST NATIONAL STOCK NUMBER ASSIGNMENTSLATEST PART NUMBER ASSIGNMENTS

STOCK NUMBER	FIG. NO.	ITEM NO.	PART NUMBER	FSCM	FIG. NO.	ITEM NO.
5905-00-106-9344	5	10	CG2840A/U12FT	80063	1	2
5905-00-116-8566	5	12	CG-3344/PRC5FT	80063	1	3
5340-00-297-3841	6	5	MS21208C0615	96906	6	2
5305-00-543-2772	2	24	MS21208C0815	96906	6	5
6145-00-681-7849	7	1	SC-B-50888-5	80063	3	8
6145-00-681-7849	7	4	SM-D-508888-1	80063	5	1
5340-00-682-1520	6	2	SM-D-508888-2	80063	5	4
5935-00-823-0487	7	2	SM-D-50888804	80063	5	15
5935-00-823-0487	7	10	SMD508888-3	80063	5	5
5935-00-832-8855	2	15	UG88EU	80058	7	2
5985-00-889-3921	1	1	UG88EU	80058	7	10
5930-00-933-8370	3	3				
5930-00-933-8370	3	2				
5820-00-933-8397	2	1				
5910-00-933-8516	3	8				
5910-00-933-8517	5	1				
5910-00-933-8518	5	4				
5910-00-933-8519	5	5				
5910-00-933-8520	5	15				
5950-00-933-8680	5	3				
5950-00-933-8681	3	10				
5950-00-933-8682	5	6				
5950-00-933-8683	5	7				
5950-00-933-8684	5	16				
5995-00-933-8961	1	2				
5995-00-933-8962	1	3				
5999-00-937-1630	7	5				
5360-00-937-2332	7	6				
5985-00-973-0773	1	4				
5305-00-993-0191	3	7				
5935-00-997-8026	2	14				



RECOMMENDED CHANGES TO EQUIPMENT TECHNICAL MANUALS



**SOMETHING WRONG WITH THIS MANUAL?**

THEN... JOT DOWN THE DOPE ABOUT IT ON THIS FORM, TEAR IT OUT, FOLD IT AND DROP IT IN THE MAIL!

FROM: (YOUR UNIT'S COMPLETE ADDRESS)

Commander  
Stateside Army Depot  
ATTN: AMSTA-US  
Stateside, N.J. 07703

DATE 10 July 1975

PUBLICATION NUMBER TM 11-5840-340-20P	DATE 23 Jan 78	TITLE Radar Set AN/PRC-76
--	-------------------	------------------------------

BE EXACT... PIN-POINT WHERE IT IS				IN THIS SPACE TELL WHAT IS WRONG AND WHAT SHOULD BE DONE ABOUT IT:
PAGE NO.	PARA-GRAPH	FIGURE NO.	TABLE NO.	
33				For item 2, change the NSN to read: 5835-00-134-9186. <u>Reason:</u> Accuracy.
44		19		Identify the cover on the junction box (item no. 5). <u>Reason:</u> It is a separate item and is not called out on figure 19.
45				Add the cover of the junction box as an item in the listing for figure 19. <u>Reason:</u> Same as above.

TEAR ALONG DOTTED LINE

S  
A  
M  
P  
L  
E

TYPED NAME, GRADE OR TITLE, AND TELEPHONE NUMBER SSG I. M. DeSpirito 999-1776	SIGN HERE: <i>SSG I. M. DeSpirito</i>
--	--

DA FORM 2028-2  
1 AUG 74

P.S.--IF YOUR OUTFIT WANTS TO KNOW ABOUT YOUR MANUAL "FIND," MAKE A CARBON COPY OF THIS AND GIVE IT TO YOUR HEADQUARTERS.





# SOMETHING WRONG WITH THIS MANUAL?

THEN... JOT DOWN THE DOPE ABOUT IT ON THIS FORM, TEAR IT OUT, FOLD IT AND DROP IT IN THE MAIL!

FROM: (YOUR UNIT'S COMPLETE ADDRESS)

DATE

PUBLICATION NUMBER

TM 11-5985-284-24P

DATE

TITLE

Antenna Loop AT-784/PRC

BE EXACT... PIN-POINT WHERE IT IS

IN THIS SPACE TELL WHAT IS WRONG AND WHAT SHOULD BE DONE ABOUT IT:

PAGE NO.	PARA-GRAPH	FIGURE NO.	TABLE NO.
----------	------------	------------	-----------

TEAR ALONG DOTTED LINE

TYPED NAME, GRADE OR TITLE, AND TELEPHONE NUMBER

SIGN HERE:

FILL IN YOUR  
UNIT'S ADDRESS

FOLD BACK

DEPARTMENT OF THE ARMY

OFFICIAL BUSINESS

Commander  
US Army Communications and  
Electronics Materiel Readiness Command  
ATTN: DRSEL-ME-MQ  
Fort Monmouth, New Jersey 07703

FOLD BACK

TEAR ALONG DOTTED LINE

RECOMMENDED CHANGES TO EQUIPMENT TECHNICAL MANUALS



# SOMETHING WRONG WITH THIS MANUAL?

THEN...JOT DOWN THE DOPE ABOUT IT ON THIS FORM, TEAR IT OUT, FOLD IT AND DROP IT IN THE MAIL!

FROM: (YOUR UNIT'S COMPLETE ADDRESS)

DATE

PUBLICATION NUMBER

TM 11-5985-284-24P

DATE

TITLE

Antenna Loop AT-784/PRC

BE EXACT. . . PIN-POINT WHERE IT IS

IN THIS SPACE TELL WHAT IS WRONG AND WHAT SHOULD BE DONE ABOUT IT:

PAGE NO.	PARA-GRAPH	FIGURE NO.	TABLE NO.

TEAR ALONG DOTTED LINE

TYPED NAME, GRADE OR TITLE, AND TELEPHONE NUMBER

SIGN HERE:

DA FORM 2028-2  
1 AUG 74

P.S.--IF YOUR OUTFIT WANTS TO KNOW ABOUT YOUR MANUAL "FIND," MAKE A CARRON COPY OF THIS AND GIVE IT TO YOUR HEADQUARTERS.

FILL IN YOUR  
UNIT'S ADDRESS

FOLD BACK

DEPARTMENT OF THE ARMY

OFFICIAL BUSINESS

Commander  
US Army Communications and  
Electronics Materiel Readiness Command  
ATTN: DRSEL-ME-MQ  
Fort Monmouth, New Jersey 07703

TEAR ALONG DOTTED LINE

FOLD BACK





# SOMETHING WRONG WITH THIS MANUAL?

THEN... JOT DOWN THE DOPE ABOUT IT ON THIS FORM, TEAR IT OUT, FOLD IT AND DROP IT IN THE MAIL!

FROM: (YOUR UNIT'S COMPLETE ADDRESS)

DATE

PUBLICATION NUMBER

TM 11-5985-284-24P

DATE

TITLE

Antenna Loop AT-784/PRC

BE EXACT... PIN-POINT WHERE IT IS

IN THIS SPACE TELL WHAT IS WRONG AND WHAT SHOULD BE DONE ABOUT IT:

PAGE NO.	PARA-GRAPH	FIGURE NO.	TABLE NO.

TEAR ALONG DOTTED LINE

TYPED NAME, GRADE OR TITLE, AND TELEPHONE NUMBER

SIGN HERE:

FILL IN YOUR  
UNIT'S ADDRESS

FOLD BACK

DEPARTMENT OF THE ARMY

OFFICIAL BUSINESS

Commander  
US Army Communications and  
Electronics Materiel Readiness Command  
ATTN: DRSEL-ME-MQ  
Fort Monmouth, New Jersey 07703

FOLD BACK

TEAR ALONG DOTTED LINE

By Order of the Secretary of the Army:

Official:

J. C. PENNINGTON  
*Major General, United States Army*  
*The Adjutant General*

E. C. MEYER  
*General, United States Army*  
*Chief of Staff*

Distribution:

To be distributed in accordance with DA Form 12-51 Organizational requirements for AT-784/PRC.

**PIN : 044622-000**